



[Manuals.plus](#) /

> [Raemond](#) /

> Raemond K80 Android 15 Tablet User Manual - 10.1-inch, Octa-Core, 18GB RAM, 128GB Storage

Raemond K80

Raemond K80 Android 15 Tablet User Manual

Model: K80 | Brand: Raemond

1. INTRODUCTION

Thank you for choosing the Raemond K80 Android 15 Tablet. This manual provides essential information for setting up, operating, and maintaining your device. Please read it carefully to ensure optimal performance and longevity of your tablet.



Image: Front view of the Raemond K80 Android 15 Tablet.

2. WHAT'S IN THE BOX

Upon opening your Raemond K80 tablet package, you should find the following items:

- 1 x Raemond K80 Tablet
- 1 x Charger and Charging Cable (USB-C)
- 1 x Instruction Manual



Maîtrise du split screen

- Exécutez deux applications côte à côte avec des proportions parfaites.
- Tailles de fenêtre réglables pour un affichage optimal.



Veilleuse



Mode lecture



Thème sombre

Image: The Raemond K80 Tablet, charger, and charging cable as included in the package.

3. DEVICE OVERVIEW

Familiarize yourself with the physical components of your Raemond K80 tablet.

3.1. Ports and Buttons

- **Power Button:** Press and hold to power on/off or restart. Short press to sleep/wake.
- **Volume Buttons:** Adjust media volume and notification sounds.
- **USB-C Port:** For charging and data transfer.
- **3.5mm Headphone Jack:** Connect headphones or external audio devices.
- **Micro SD Card Slot:** Expand storage up to 1TB.
- **Speakers:** Integrated stereo speakers for audio output.

3.2. Cameras

- **Rear Camera:** 8 Megapixels, located on the back of the tablet.
- **Front Camera:** 5 Megapixels, ideal for video calls and selfies.

Stockage massif pour votre vie numérique



18 (6+12) GB RAM



128GB ROM



1TB Expandable

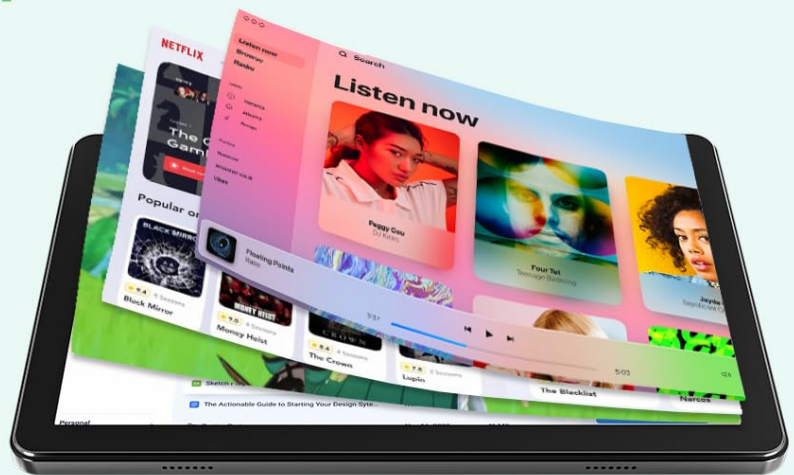


Image: Detailed view of the tablet's front and rear cameras.

4. SETUP

4.1. Initial Power On

1. Press and hold the **Power Button** located on the side of the tablet until the screen lights up.
2. Follow the on-screen prompts to select your language, region, and accept the terms and conditions.

4.2. Connecting to Wi-Fi

1. From the home screen, swipe down from the top to open the Quick Settings panel.
2. Tap the **Wi-Fi icon** to turn it on.
3. Go to **Settings > Network & Internet > Wi-Fi**.
4. Select your desired Wi-Fi network from the list and enter the password if prompted.
5. Tap **Connect**.

4.3. Google Account Setup

To access the Google Play Store and other Google services, you will need to sign in with your Google account. Follow the on-screen instructions during initial setup or go to **Settings > Accounts > Add account > Google**.

5. OPERATING YOUR TABLET

5.1. Basic Navigation

- **Home Screen:** The central hub for your apps and widgets.
- **App Drawer:** Swipe up from the home screen to view all installed applications.
- **Notifications & Quick Settings:** Swipe down from the top of the screen to access notifications and quick toggles for Wi-Fi, Bluetooth, etc.
- **Recent Apps:** Tap the square navigation button (or swipe up and hold for gesture navigation) to see recently used applications.

5.2. Gestures and Shortcuts

- **Three-Finger Screenshot:** Swipe down on the screen with three fingers to capture a screenshot. This feature can be enabled in **Settings > System > Gestures**.
- **Split Screen:** Use two applications simultaneously. Open a recent app, tap its icon at the top, and select 'Split screen'.



Image: Demonstrating the split-screen functionality for multitasking.

5.3. Media and Entertainment

The RaemonD K80 tablet is designed for a rich media experience, supporting various streaming services and applications.

- Enjoy video playback on the 10.1-inch IPS display.
- Access popular streaming platforms like Netflix, Prime Video, YouTube, Hulu, and HBO.
- Listen to music through the integrated stereo speakers or connected headphones.

Image: The tablet's screen displaying logos of popular streaming services, indicating multimedia capabilities.

6. CAMERA FEATURES

Capture moments with the tablet's dual cameras.

- **Rear Camera:** 8MP for clear photos and videos.
- **Front Camera:** 5MP for video calls and self-portraits.
- Explore various camera modes such as Panorama, Portrait, Pro, Video, and Slow Motion.



Image: The tablet's camera module and battery life indicators.

7. CONNECTIVITY

The Raemond K80 tablet offers robust connectivity options:

- **Wi-Fi:** Supports 2.4G and 5G networks for fast internet access.
- **Bluetooth 5.0:** For connecting wireless accessories like headphones, keyboards, and mice.
- **GPS:** Integrated GPS for navigation and location-based services, supporting GPS, Beidou, GLONASS, and Galileo systems.
- **Face ID:** For secure and convenient unlocking.



Image: The tablet demonstrating wireless connectivity to a larger display.

Connexion intelligente Possibilités sans fil



Wi-Fi 5 2.4G+5G



Bluetooth 5.0



Image: Tablet displaying GPS navigation, indicating support for multiple satellite systems.


8. STORAGE AND PERFORMANCE

The Raemond K80 is equipped for smooth performance and ample storage:

- **Processor:** Octa-Core T310 for reliable and fluid operation.
- **RAM:** 18GB (6GB physical + 12GB virtual) for efficient multitasking and quick app launches.
- **Internal Storage:** 128GB, providing significant space for apps, photos, and videos.
- **Expandable Storage:** Supports up to 1TB via TF (Micro SD) card.

Android 15 Tablet

Capacités multitâches

 **Unisoc
Octa-core**

GE8300-800MHz ●

DDR4X+EMMC5.1 ●




Image: Visual representation of the tablet's RAM, ROM, and expandable storage.

9. BATTERY MANAGEMENT

The Raemond K80 tablet is equipped with a high-capacity battery for extended use:

- **Battery Capacity:** 6000 mAh.
- **Charging:** Supports 10W fast charging via USB-C.
- **Estimated Usage Times:**
 - Website browsing: Up to 7 hours
 - Video playback: Up to 6.5 hours

- Gaming: Up to 5 hours
- Music playback: Up to 36 hours
- Standby: Up to 432 hours



Image: Visual details of the 6000mAh battery and its performance metrics.

10. SPECIFICATIONS

Feature	Detail
Brand	RaemonD
Model Number	K80
Operating System	Android 15
Processor Brand	Unisoc (Octa-Core T310)
RAM Size	18 GB (6GB physical + 12GB virtual)
Storage Capacity	128 GB (Expandable up to 1 TB TF)
Screen Size	10.1 Inches
Screen Resolution	1280 x 800 Pixels (IPS)
GPU	Mali-G52
Wireless Connectivity	Wi-Fi (2.4G/5G, 802.11ax), Bluetooth 5.0, GPS
Interface	USB-C, 3.5mm Headphone Jack
Battery Capacity	6000 mAh
Front Camera	5 MP
Rear Camera	8 MP
Color	Black
Dimensions (L x W x H)	27.9 x 17.8 x 0.9 cm
Special Features	Cellular Connectivity (if applicable), Widevine L1 Support, Stylus Support (stylus not included)

11. TROUBLESHOOTING

If you encounter issues with your tablet, try the following common solutions:

- **Tablet not turning on:** Ensure the battery is charged. Connect the charger and wait a few minutes before attempting to power on again.
- **Screen frozen:** Press and hold the Power button for about 10-15 seconds to force a restart.
- **Wi-Fi connection issues:** Check if Wi-Fi is enabled in settings. Restart your router and the tablet. Ensure you have entered the correct password.
- **Apps crashing:** Clear the cache for the problematic app (Settings > Apps > [App Name] > Storage & cache > Clear cache). If the issue persists, try reinstalling the app.
- **Slow performance:** Close unnecessary background apps. Clear cached data regularly. Consider performing a factory reset if performance remains poor (backup your data first).

12. WARRANTY AND SUPPORT

Your RaemonD K80 tablet comes with a manufacturer's warranty. Please refer to the warranty card included in your package for specific terms and conditions.

- **Manufacturer Warranty:** 1 Year.
- For technical support or warranty claims, please contact RaemonD customer service through the contact information provided on the product packaging or their official website.