



[Manuals.plus](#) /

> [TABWEE](#) /

> TABWEE P15 WIFI Digital Calendar - 15.6" Instruction Manual

TABWEE TABWEE P15

TABWEE P15 WIFI Digital Calendar

Model: TABWEE P15

INTRODUCTION

The TABWEE P15 is a 15.6-inch Wi-Fi digital calendar with a responsive touchscreen, designed to streamline household and professional organization. This device displays events, chores, meal plans, and work tasks, offering a clear overview of your schedule. It seamlessly synchronizes with popular calendar applications such as Google, Apple, iCloud, Outlook, Yahoo, and Cozi, allowing connection to multiple personal calendars for a unified view. The accompanying mobile application enables convenient updates to your schedule, task boards, and checklists from anywhere.

Beyond its organizational capabilities, the TABWEE P15 also functions as a smart digital photo frame, allowing you to display cherished family photos and personal images, transforming it into a digital art display for your home.

SETUP

1. Unboxing and Initial Power-On

Carefully remove the TABWEE P15 from its packaging. Ensure all components, including the power adapter and wall mount accessories, are present. Connect the power adapter to the device and plug it into a power outlet. The device will automatically power on.

Your browser does not support the video tag.

Video: Unboxing the TABWEE P15 Digital Calendar. This video demonstrates the initial unboxing process, showing how to remove the device from its packaging and prepare it for first use.

2. Wi-Fi Connection

Upon first boot, follow the on-screen prompts to select your preferred language and connect to a Wi-Fi network. Enter your Wi-Fi password when prompted. A stable internet connection is essential for synchronization and feature access.

3. Mobile Application and Calendar Synchronization

Download the dedicated TABWEE mobile application from your device's app store. Create an account or log in. The app will guide you through the process of linking your existing digital calendars (Google, Apple, iCloud, Outlook, Yahoo, Cozi) to the TABWEE P15. This synchronization ensures all your events and tasks are displayed on the digital calendar.

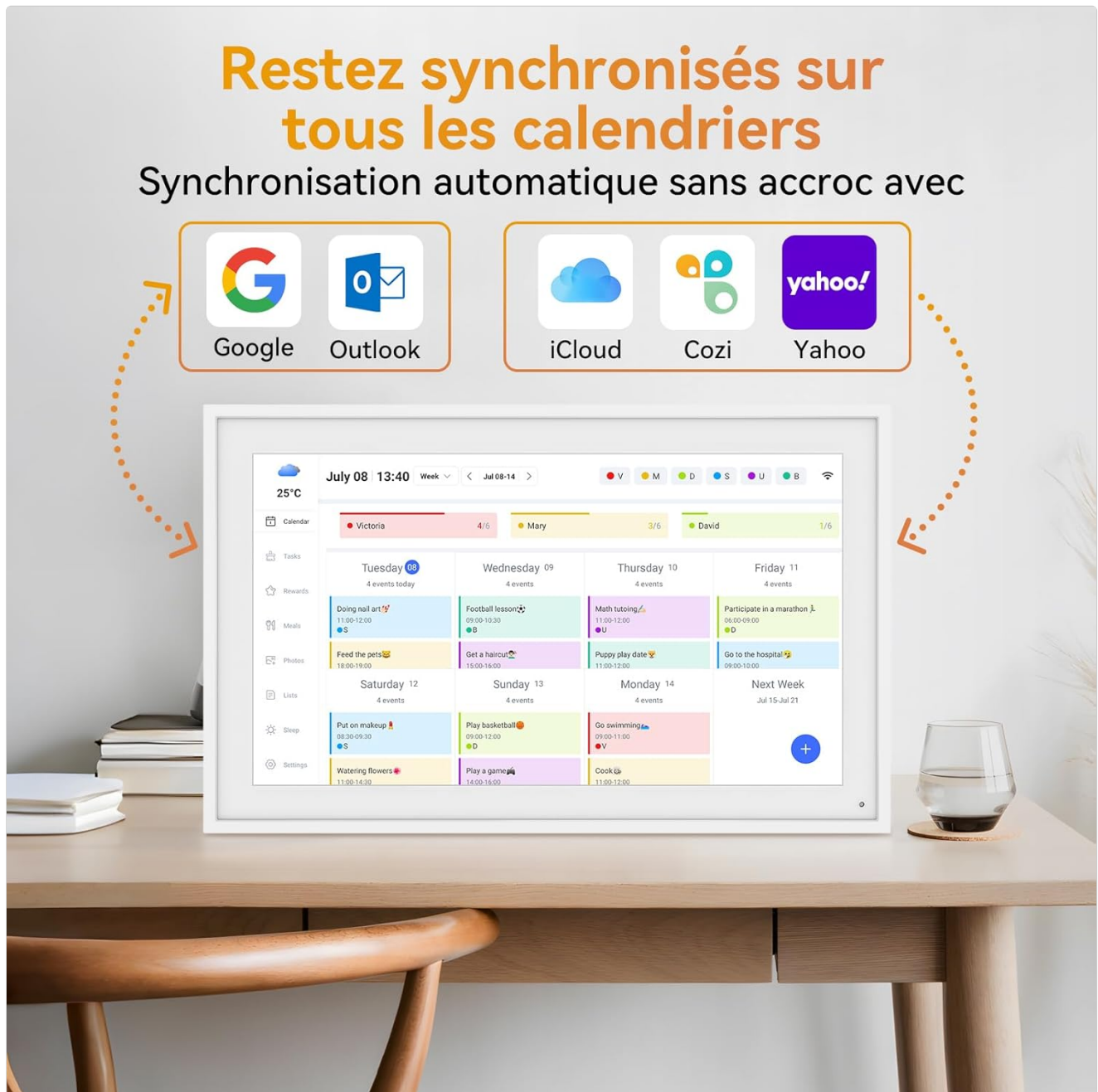


Image: The TABWEE P15 display illustrating seamless synchronization with various popular calendar applications, including Google, Outlook, iCloud, Cozi, and Yahoo. This feature allows for a consolidated view of all your schedules.

L'emploi du temps de tout le monde en d'un coup d'œil

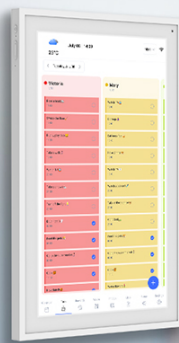
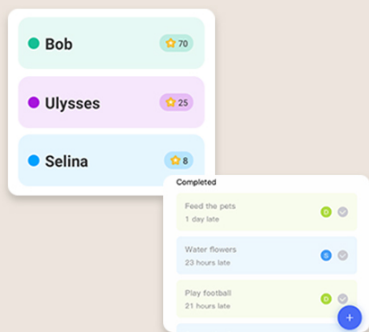


Image: A multi-panel view showcasing smartphone screens with clear and colorful interfaces of productivity and planning applications. This illustrates the mobile app's functionality for managing schedules and tasks on the go.

OPERATING INSTRUCTIONS

1. Managing Family Schedules and Tasks

The TABWEE P15 allows you to create and manage activities, chores, and to-do lists for all family members. Utilize the touchscreen to add new events, assign tasks, and mark them as complete. Color-coding can be used to differentiate between family members or types of activities for quick visual identification.

Facile à attribuer. Facile à suivre

Un outil d'organisation ménagère qui aide les familles à prioriser ce qui compte le plus



Image: A user's hand interacting with the TABWEE P15 touchscreen, demonstrating how tasks are assigned and managed for various family members, each identified by a distinct color.

2. Meal Planning

The customizable healthy recipes feature helps plan daily meals. This is particularly useful for reminding family members, especially seniors, to maintain a balanced diet and eat on time.

Planification des repas

Plus de "Qu'est-ce qu'on mange ce soir ?"
Personnalisés pour chaque assiette



Image: A family preparing food in a kitchen, with the TABWEE P15 prominently displayed on the counter, showing a detailed meal plan. This highlights the device's utility in organizing daily nutrition.

3. Rewards System for Children

The 'Stars and Rewards' section uses gamification to encourage children to develop self-discipline, time management, and a sense of responsibility. Children can track their progress on tasks like brushing teeth or following morning routines, earning rewards for achievements.

Cultiver les bonnes habitudes, c'est facile et amusant



Image: A father and child engaging with the TABWEE P15, which shows a colorful interface for a rewards system, encouraging the child to complete tasks and earn stars.

4. Digital Photo Frame Functionality

The TABWEE P15 doubles as a smart Wi-Fi connected digital photo frame. You can send your favorite family photos or personal images to the P15, turning it into a dynamic display for digital art or memories. It supports both landscape and portrait modes.



Modes Paysage et Portrait



Image: The TABWEE P15 functioning as a digital photo frame, displaying a vibrant family picture. The image also highlights the device's versatility in supporting both landscape and portrait orientations.

5. Office Assistant Features

For office use, the TABWEE P15 displays your daily agenda, meeting schedules, and task deadlines in real-time. Color codes can be assigned to projects or teams to visually differentiate meetings, tasks, and business trips, helping you quickly prioritize important events. It can also serve as a welcome board or building directory.




Image: A professional setting showing a business meeting in progress, with the TABWEE P15 mounted on the wall, displaying a color-coded schedule, demonstrating its utility as an office assistant.

6. Support for Seniors

The TABWEE P15 can assist elderly relatives with reminders for medication, doctor's appointments, and healthy meal planning. Its clear display helps prevent missed appointments and encourages adherence to dietary recommendations.

MAINTENANCE

Cleaning the Device

To clean the screen, use a soft, lint-free cloth. For stubborn smudges, slightly dampen the cloth with water or a screen-safe cleaning solution. Avoid using harsh chemicals or abrasive materials. For the device body, wipe with a dry or slightly damp cloth.

Software Updates

The TABWEE P15 may receive periodic software updates to improve performance and add new features. Ensure your device is connected to Wi-Fi to receive these updates. Follow any on-screen prompts to install updates.

TROUBLESHOOTING

Common Issues and Solutions

- **Device not powering on:** Ensure the power adapter is securely connected to both the device and a working power outlet.
- **Wi-Fi connection issues:** Verify your Wi-Fi password. Try restarting your router and the TABWEE P15. Ensure the device is within range of your Wi-Fi network.
- **Calendar synchronization problems:** Check your internet connection. Ensure the TABWEE mobile app is correctly linked to your external calendars and that permissions are granted. Try re-syncing from the app.
- **Touchscreen unresponsiveness:** Gently clean the screen for any debris. If the issue persists, try restarting the device.
- **Activation code issues:** If you encounter difficulties obtaining or using an activation code, please contact TABWEE customer support for assistance.

SPECIFICATIONS

Size	15.6 inches
Brand	TABWEE
Model Number	TABWEE P15
Item Weight	2.67 Kilograms
Connectivity	Wi-Fi

WARRANTY AND SUPPORT

The TABWEE P15 comes with a **two-year warranty** from the date of purchase. Additionally, TABWEE provides **lifetime technical support** for this product. Each unit undergoes a thorough inspection before leaving the factory to ensure quality.

For any questions regarding product usage, technical assistance, or constructive suggestions, please do not hesitate to contact TABWEE customer support. Our engineers are dedicated to continuously improving and optimizing our products.

Contact information can typically be found on the TABWEE official website or within the product packaging.