

DAREU COOL60

DAREU COOL60 60% Hall Effect Gaming Keyboard Instruction Manual

Brand: DAREU | Model: COOL60

Introduction	What's in the Box	Setup	Features	Operating
Instructions	Maintenance	Troubleshooting	Specifications	Warranty & Support

1. INTRODUCTION

This manual provides detailed instructions for the DAREU COOL60 60% Hall Effect Gaming Keyboard. Designed for competitive gamers, this compact keyboard features magnetic switches, adjustable rapid trigger, an 8000 Hz polling rate, and dynamic RGB lighting. Please read this manual thoroughly to ensure proper setup and optimal performance of your new keyboard.

2. WHAT'S IN THE BOX

- Keyboard body
- Keycap Puller
- USB Cable
- Custom Ribbon
- User Manual




Image: Contents of the DAREU COOL60 package, including the keyboard, USB cable, keycap puller, custom ribbon, and user manual.

The package includes the DAREU COOL60 keyboard, a tool for removing keycaps and switches, a USB-C to USB-A cable for connection, a custom branded ribbon, and this user manual for guidance.

Video: A detailed look inside the DAREU COOL60 package, showcasing the keyboard and all included accessories.

### 3. SETUP

1. **Connect the Keyboard:** Plug the provided USB-C cable into the USB-C port located on the top left side of the keyboard. Connect the other end of the cable (USB-A) to an available USB port on your computer (PC, Mac, Laptop, Gaming Console, Tablet).
2. **Operating System Selection:** Use the toggle switch located next to the USB-C port to select between Windows (Win) or macOS (Mac) compatibility.
3. **Driver Installation (Optional but Recommended)::** For full customization and access to advanced features

like SOCD, DKS, MT, TGL, macro programming, and detailed RGB control, download the DAREU software driver from the official DAREU website. A web-based driver is also available for macOS users.

4. **Placement:** Place the keyboard on a stable, flat surface. The rubber feet on the bottom prevent sliding.




Image: The DAREU COOL60 keyboard connected via USB to a laptop, demonstrating its compatibility with multiple devices including PC, Mac, gaming consoles, and tablets.

The DAREU COOL60 is compatible with various devices and operating systems. Ensure the correct mode is selected for optimal performance.

## 4. FEATURES

### 4.1. 8K Hall Effect Magnetic Switches & Polling Rate

The DAREU COOL60 is equipped with high-performance Hall Effect magnetic switches and an advanced MCU, delivering an industry-leading 8000 Hz polling rate. This results in an 8x faster response time compared to standard 1,000Hz keyboards, with ultra-low latency (as low as 0.04ms). This technology provides quicker stops and smoother movement, crucial for competitive FPS gaming.



Image: Visual representation of the DAREU COOL60's 8000Hz polling rate, indicating 8x faster response compared to a regular 1000Hz keyboard.

Experience unparalleled speed and precision with the 8000Hz polling rate.



## 4.2. 0.01mm Rapid Trigger Precision

Supports an ultra-low Rapid Trigger (RT) step distance of just 0.01mm for instantaneous keystroke registration. The actuation point is adjustable from 0.2mm to 3.5mm, allowing fine-tuning of press/reset sensitivity via software to match individual playstyles.



Image: Diagram illustrating the 0.01mm Rapid Trigger precision, showing the difference between regular switches and rapid trigger for faster response in games like Valorant, CS2, Osu!, and Apex Legends.

Achieve zero wobble, zero ghosting, and precise control with 0.01mm Rapid Trigger accuracy.

## 4.3. D.H.A. Algorithm

Driven by the self-developed DAREU Hyper Algorithm (D.H.A.), fine-tuned for tournament-grade speed and stability. 15 dedicated IC chips independently manage key zones, doubling control efficiency and boosting stability by 60% for flawless inputs.

## 4.4. Dual Web/Software Driver System

The keyboard supports a powerful and user-friendly driver accessible through both web browsers and desktop software. This allows for effortless configuration of key remapping, macro programming, and RGB lighting customization. Advanced functions like SOCD, DKS, MT, and TGL can also be configured. The web driver supports macOS, while the desktop software is for Windows systems only.

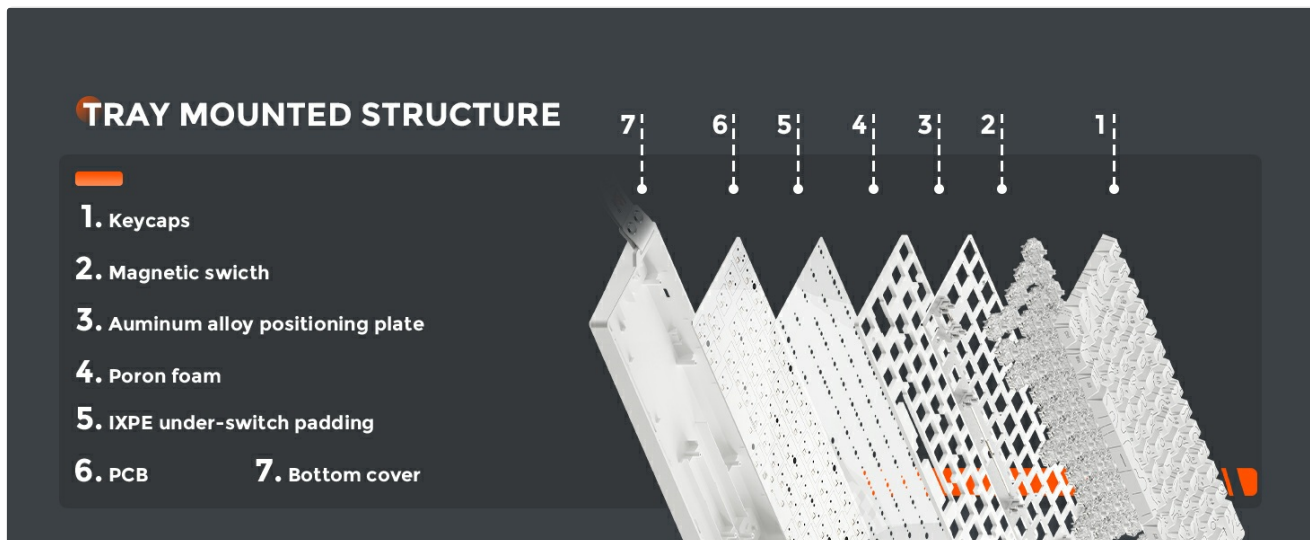


Image: Screenshot of the DAREU COOL60 software interface, showing options for customizing RGB lighting, key remapping, and macro settings.


Customize your keyboard settings with ease using the intuitive dual driver system.

4.5. Dynamic RGB Lighting

Features south-facing LEDs with 16.8 million colors and 27 effects, including a music rhythm mode. Smooth light traces glide across the surface, providing stunning visual effects.

# DAREU FIRE MAGNETIC SWITCH

Customize per-key actuation point (0.2-3.5mm) to match your playstyle.



<b>Initial Pressure</b> 38±5 gf	<b>Bottom Pressure</b> 45±5 gf
<b>Bottoming Flux</b> 475±50 Gs	<b>Actuation Range</b> 0.2-3.5 mm
<b>Clicks Lifespan</b> 100 million Cycles	<b>Initial Flux</b> 80±20 Gs

Force-Travel-diagram

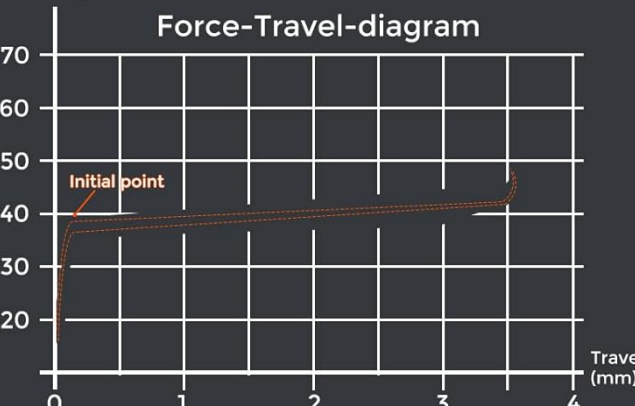


Image: The DAREU COOL60 keyboard displaying vibrant dynamic RGB lighting effects across its keys.

Personalize your gaming setup with a wide array of RGB lighting options.

4.6. 60% Compact Wired Design

Engineered for competitive gamers, this 60% gaming keyboard frees up to 40% of your desk space for optimal mouse control and a cleaner setup. Intuitive FN key combinations unlock essential functionality. Its ultra-lightweight, minimalist design is portable for LAN parties, travel, or minimalist setups.



Image: The DAREU COOL60 keyboard showcasing its compact 60% layout on a desk, emphasizing space-saving benefits.

The compact design enhances portability and maximizes desk space.

Video: A quick overview of the DAREU COOL60's compact design and rapid trigger features, highlighting its benefits for gaming.

## 5. OPERATING INSTRUCTIONS

### 5.1. Basic Key Functions

The DAREU COOL60 is a 60% layout keyboard, meaning some functions are accessed via FN key combinations. Refer to the included User Manual for a full list of FN key shortcuts.

### 5.2. Customizing RGB Lighting

- **Change Backlight Mode:** Press **FN + [** to cycle through 27 different RGB lighting effects.
- **Change Backlight Color:** Press **FN + ]** to cycle through 16.8 million static colors.
- **Adjust Brightness:** Press **FN + Spacebar** to adjust backlight brightness (100%-off-25%-50%-75%).
- **Software Control:** Use the DAREU software/web driver for more granular control over RGB effects, speed, and custom lighting profiles.

### 5.3. Adjusting Actuation and Rapid Trigger

The DAREU software/web driver allows you to customize the actuation point of each magnetic switch and enable/configure Rapid Trigger (RT) functionality.

- **Actuation Point Adjustment:** Set the actuation point for individual keys from 0.2mm to 3.5mm to suit your preference.
- **Rapid Trigger (RT):** Enable RT mode for dynamic recognition of pressing and lifting actions at any position during the key travel, greatly improving response speed. Adjust RT sensitivity for optimal performance.
- **Dead Zone Adjustment:** Fine-tune the dead zone to prevent unintentional key presses, especially with very low actuation points.

### 5.4. Advanced Functions (DKS, MT, TGL, SOCD)

The DAREU software/web driver provides access to advanced functions:

- **Dynamic Keying Path (DKS):** Assign up to 4 functions to a single key based on press depth.



- **Hold / Click (MT):** A single key provides two functions: hold down for one, click for another.
- **Toggle Switch (TGL):** Click to switch continuously triggered, hold down for normal triggering.
- **Snap Tap (SOCD):** Prioritize the latest input between two selected keys without releasing the previous one, improving reverse operation in games.



Image: Definitions and explanations of advanced functions like Dynamic Keying Path (DKS), Hold/Click (MT), Toggle Switch (TGL), and Snap Tap (SOCD).

These advanced functions offer unparalleled control and customization for competitive gaming.

Video: Demonstrates key features of the DAREU COOL60, including adjustable actuation points and rapid trigger for gamers.

## 6. MAINTENANCE

- **Cleaning:** Use a soft, dry cloth to wipe the keyboard surface. For deeper cleaning, remove keycaps using the provided keycap puller and use compressed air to clear debris.
- **Switch Replacement:** The magnetic switches are hot-swappable. Use the provided switch puller to carefully remove switches if replacement or customization is desired. Ensure replacement switches are compatible magnetic switches.
- **Cable Care:** Avoid sharp bends or excessive pulling on the USB cable to prevent damage.

## 7. TROUBLESHOOTING

- **Keyboard Not Responding:**
  - Ensure the USB cable is securely connected to both the keyboard and your computer.
  - Check the Windows/macOS toggle switch on the keyboard's top side is set correctly for your operating system.
  - Try connecting the keyboard to a different USB port on your computer.
  - Restart your computer.
- **RGB Lighting Not Working/Incorrect:**

- Ensure RGB is not turned off (FN + Backspace).
  - Adjust brightness using FN + Spacebar.
  - Use the DAREU software/web driver to check and apply lighting settings.
- **Keys Double-Typing or Not Registering:**
- This might indicate an actuation point issue. Use the DAREU software/web driver to recalibrate or adjust the actuation point for the affected keys.
  - Check for debris under the keycap or switch.

8. SPECIFICATIONS

Feature	Detail
Product Dimensions	11.73"L x 3.93"W x 1.37"H
Item Weight	15.2 ounces
Manufacturer	DAREU
Item Model Number	COOL60-WH
Connectivity Technology	USB Wired
Keyboard Description	Rapid Trigger Hall Effect Magnetic Switch Gaming Keyboard
Special Features	Backlit, Hot-Swappable, Portable, Programmable Keys, Rapid Trigger
Keyboard Backlighting Color Support	RGB (16.8 Million Colors, 27 Effects)
Polling Rate	8000 Hz
Actuation Point Adjustment	0.2mm - 3.5mm (0.01mm step)
Keycaps	Topographic PBT Keycaps

9. WARRANTY & SUPPORT

For warranty information and technical support, please refer to the official DAREU website or contact DAREU customer service directly. Keep your purchase receipt for warranty claims.



