



[Manuals.plus](#) /

› [VEVOR](#) /

› VEVOR Pocket Door Frame Kit User Manual

## VEVOR XC39A-36A

# VEVOR Pocket Door Frame Kit User Manual

Model: XC39A-36A

## INTRODUCTION

---

This manual provides detailed instructions for the installation, operation, and maintenance of your VEVOR Pocket Door Frame Kit. Designed for 24-36 inch wide and 84 inch high doors, this kit features a two-way soft-close mechanism for smooth and quiet operation, offering an ideal space-saving solution for various living spaces.

Please read this manual thoroughly before beginning installation to ensure proper setup and safe use of the product. Keep this manual for future reference.

## PRODUCT COMPONENTS

---

The VEVOR Pocket Door Frame Kit includes all necessary components for assembly. Familiarize yourself with the parts before starting the installation process.



**Figure 1:** Exploded view showing all components of the VEVOR Pocket Door Frame Kit, including the wooden header, vertical steel posts, soft-close mechanisms, rollers, and various fasteners. This image helps in identifying all parts before assembly.



Item Model Number: **XC39A-36A**

Color: **Brown, Silver**

Suitable Door Size: **Width: 24-36 in, Height: 84 in**

Recommend Door Weight: **88-130 lbs / 30-60 kg**

Main Material: **Wood, Steel (Q235A)**

Net Weight (Including All Accessories): **22.77 lb / 10.33 kg**

Product Dimensions (Assembled): **72.68x3.54x88.07 in / 1846x90x2235 mm**

Accessories/Attachments:

**2 x Post Bases, 1 x Installation Screw Kit:**

**1 x Three-Wheel Ball Bearing Hanger with Soft Close**

**1 x Three-Wheel Ball Bearing Hanger, 4 x Square Tube Posts**

**1 x Track, 2 x Track Brackets, 2 x Trigger, 2 x Swing Stopper**

**12 x Screws for fixing posts and track, 4 x Screws for three-wheel hanger**

**2 x Screws for swing stopper, 3 x Screws for decorative plates**

**(All screws are provided with one extra in addition to the quantities above)**

**1 x External Hex Wrench, 1 x S2.5mm Internal Hex Wrench, 1 x User Manual**

**Figure 2:** A detailed breakdown of the kit's contents, including the item model number (XC39A-36A), suitable door dimensions (24-36 inches wide, 84 inches high), recommended door weight (88-130 lbs / 30-60 kg), main materials (Wood, Steel Q235A), net weight, assembled product dimensions, and a comprehensive list of all accessories and attachments provided, such as post bases, hangers, tracks, brackets, and various screws and wrenches.

### Included Components:

- 1 x Pocket Door Frame Kit (includes all parts listed below)
- 2 x Post Bases

- 1 x Installation Screw Kit
- 1 x Three-Wheel Ball Bearing Hanger with Soft Close
- 1 x Three-Wheel Ball Bearing Hanger
- 4 x Square Tube Posts
- 1 x Track
- 2 x Track Brackets
- 2 x Trigger
- 2 x Swing Stopper
- 12 x Screws for fixing posts and track
- 4 x Screws for three-wheel hanger
- 2 x Screws for swing stopper
- 3 x Screws for decorative plates
- 1 x External Hex Wrench
- 1 x S2.5mm Internal Hex Wrench
- 1 x User Manual

*Note: All screws are provided with one extra in addition to the quantities above.*

## SETUP AND INSTALLATION

---

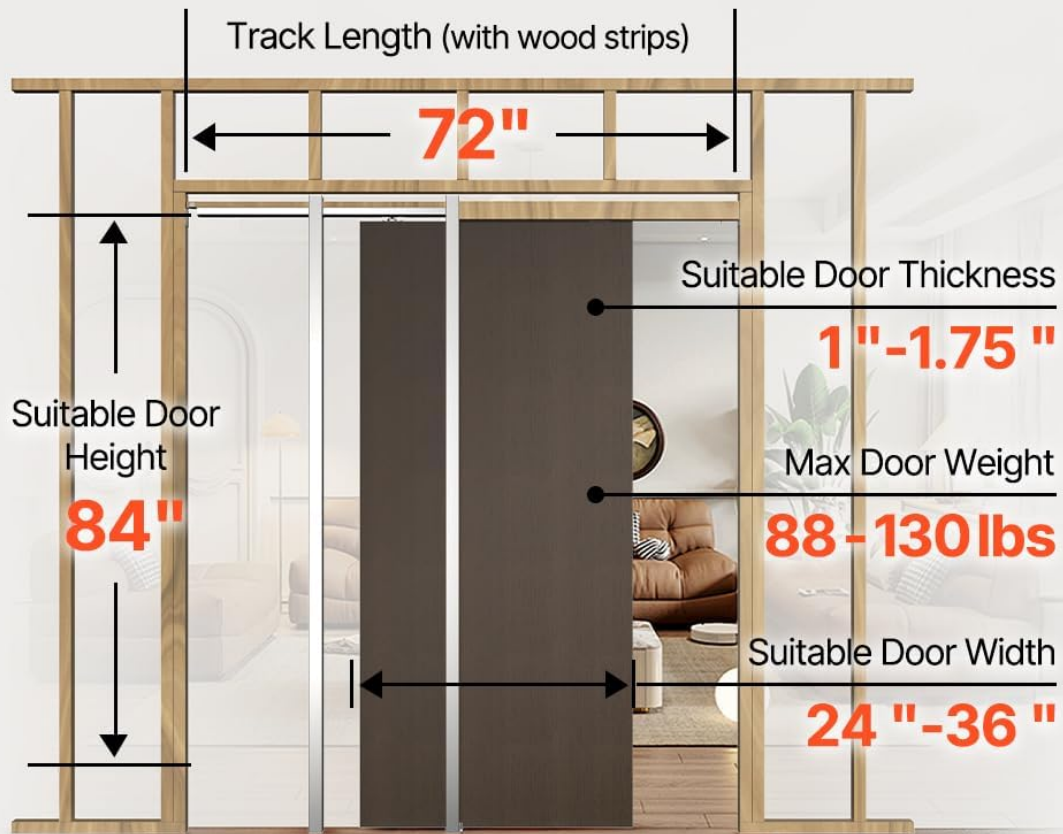
The VEVOR Pocket Door Frame Kit is designed for easy installation, suitable for both professionals and DIY enthusiasts. Follow these general steps for assembly and integration into your wall structure.

### 1. Prepare the Opening:

Ensure your wall opening is correctly sized for the pocket door frame. The kit is suitable for doors 24-36 inches wide and 84 inches high. The track length can be cut to fit various door opening sizes, providing flexibility.

# Flexible to Fit Different Door Widths

Track size can be cut for enhanced versatility



Mark the door frame based on door dimensions, then cut to the correct width

**Figure 3:** This diagram illustrates the flexibility of the VEVOR Pocket Door Frame Kit to accommodate different door widths. It shows the suitable door height (84"), suitable door thickness (1"-1.75"), maximum door weight (88-130 lbs), and suitable door width (24"-36"). It also highlights that the track length can be cut to fit, with markings for 24", 28", 30", and 32" widths on the wooden header.

## 2. Assemble the Frame:

Assemble the galvanized steel frame components according to the detailed instructions provided in the included user manual. This typically involves attaching the vertical posts to the header and base components.



**Figure 4:** An overhead view of the VEVOR Pocket Door Frame Kit components, including the wooden header, vertical steel supports, and the soft-close roller mechanisms, ready for assembly. This image provides a clear view of how the main structural parts connect.

### **3. Install the Track and Rollers:**

Securely install the galvanized steel track within the header. Attach the three-wheel ball bearing hangers (rollers) to your door panel. These rollers are designed for silky, quiet operation and high stability.

# Enjoy Every Quiet Smooth Slide



Silky, Quiet Operation



High Stability



Rust-Proof for Long-Term Use



**Galvanized Steel Track**

More Stable



**Triple-Wheel Rollers**

Quieter Operation

**Figure 5:** This image highlights the key features for a quiet and smooth slide: the galvanized steel track for stability and the triple-wheel rollers designed for quieter operation. An arrow indicates the direction of door movement within the track.

## 4. Integrate Soft-Close Mechanism:

The kit includes a high-quality two-way soft-close system. Install this mechanism as per the instructions to ensure the door closes smoothly and quietly, preventing slams and extending the door's lifespan.

# Bidirectional Soft Close

Smooth opening and closing with dual buffering effect



## With Soft Close Function

- Easy to slide
- Guards walls
- Avoids bumps & collisions



## Without Soft Close Function

- Creates noise
- Affects durability
- Door will hit the wall

**Figure 6:** A detailed view of the bidirectional soft-close mechanism, showing the rollers and the buffering system that ensures smooth opening and closing. The image also compares the benefits of having a soft-close function (easy slide, guards walls, avoids bumps) versus not having it (creates noise, affects durability, door hits wall).

## 5. Mount the Door:

Carefully hang your door panel onto the installed rollers within the track. Ensure the door moves freely and the soft-close mechanism engages correctly.



**Figure 7:** An illustration of the VEVOR Pocket Door Frame Kit fully assembled and integrated into a wall, demonstrating how the door slides seamlessly into the wall cavity, providing a clean and space-saving solution for room separation.

## OPERATION

---

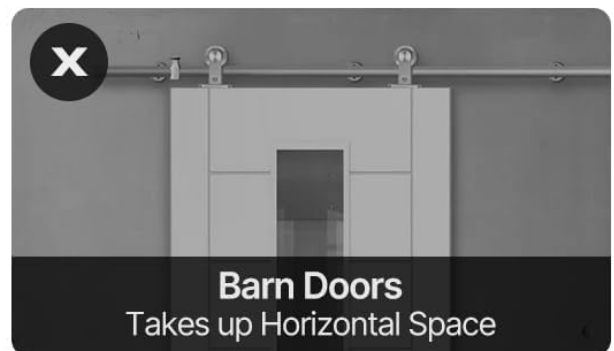
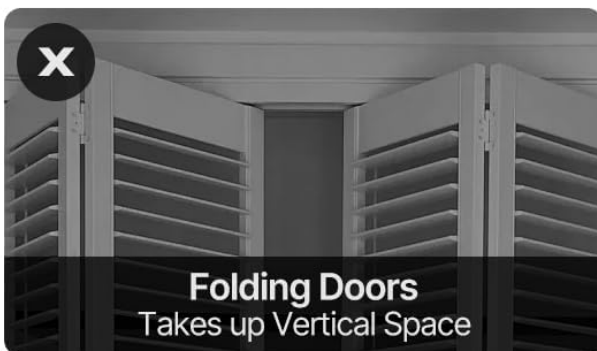
The VEVOR Pocket Door Frame Kit is designed for effortless and quiet operation, maximizing your living space.

### Space-Saving Design:

Unlike traditional hinged or barn doors, the pocket door slides directly into the wall cavity, eliminating the need for swinging space. This design is ideal for optimizing floor plans and creating more usable space in smaller rooms.

# Save More Space

Hidden door installation, no "swing" room needed



**Figure 8:** This image visually demonstrates the space-saving advantage of the VEVOR Pocket Door Frame Kit. It shows a pocket door seamlessly integrated into a wall, contrasting with traditional folding and barn doors that occupy vertical or horizontal space, highlighting a 50% space saving with the push-in-wall design.

## Soft-Close Mechanism:

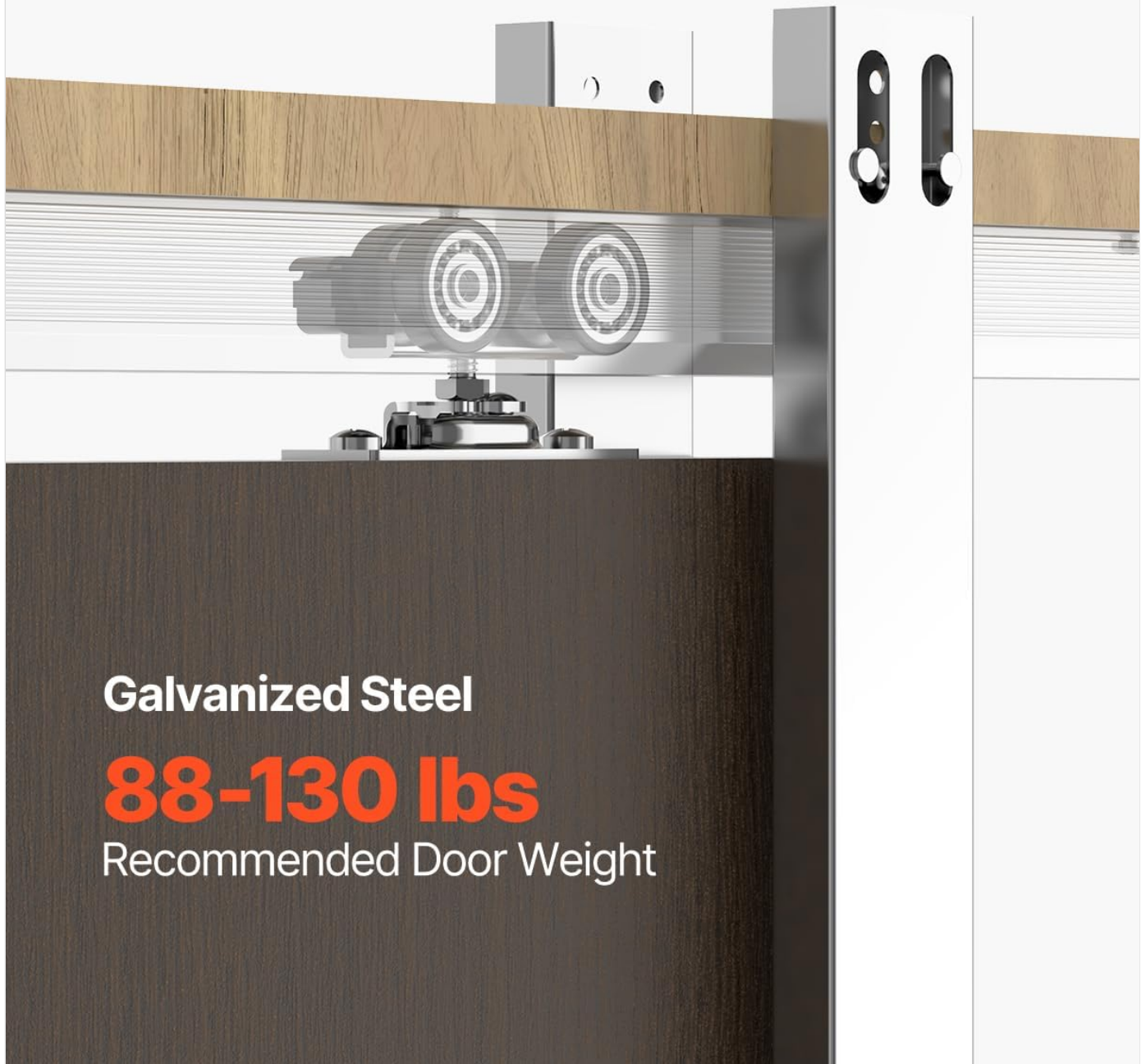
The integrated two-way soft-close system ensures that the door gently and quietly glides to a close, preventing sudden impacts and reducing noise. This feature enhances safety, protects the door and frame from wear, and contributes to a peaceful environment.

The system is tested for durability, capable of withstanding 100,000 door open/close cycles, ensuring a long lifespan and

resistance to deformation.

# Tested for 100,000 Door Open/Close Cycles

Long lifespan, not prone deformation



Galvanized Steel

**88-130 lbs**

Recommended Door Weight

**Figure 9:** This image emphasizes the durability of the VEVOR Pocket Door Frame Kit, stating it is "Tested for 100,000 Door Open/Close Cycles" for a long lifespan and resistance to deformation. It also specifies the recommended door weight for the galvanized steel frame: 88-130 lbs.

Regular maintenance will ensure the longevity and smooth operation of your VEVOR Pocket Door Frame Kit.

- **Cleaning:** The galvanized steel components are rust-proof and easy to clean. Wipe down visible parts of the track and rollers periodically with a soft, damp cloth to remove dust and debris. Avoid abrasive cleaners.
- **Lubrication:** If the door's movement becomes less smooth over time, apply a silicone-based lubricant to the track and roller bearings. Do not use oil-based lubricants as they can attract dust.
- **Inspection:** Periodically check all screws and fasteners to ensure they are tight. Over time, vibrations from door use can loosen connections.
- **Soft-Close Mechanism:** Ensure the soft-close mechanism is free of obstructions and engages properly. If it seems less effective, inspect for any debris or misalignment.

## TROUBLESHOOTING

Here are some common issues and their potential solutions for your VEVOR Pocket Door Frame Kit.

Problem	Possible Cause	Solution
Door does not slide smoothly.	Dust or debris in the track; rollers need lubrication; misaligned track.	Clean the track thoroughly. Apply silicone lubricant to rollers and track. Check track alignment and adjust if necessary.
Soft-close mechanism not engaging or working effectively.	Obstruction in the mechanism; mechanism needs adjustment; worn components.	Inspect for and remove any debris. Refer to the detailed installation manual for adjustment procedures. If components are worn, contact VEVOR support for replacements.
Door is difficult to open or close.	Door weight exceeds capacity; damaged rollers; frame misalignment.	Ensure door weight is within 88-130 lbs. Inspect rollers for damage and replace if needed. Verify the frame is plumb and level.
Excessive noise during operation.	Lack of lubrication; loose fasteners; damaged rollers.	Lubricate the track and rollers. Tighten all visible fasteners. Check rollers for wear and replace if necessary.

## SPECIFICATIONS

Detailed technical specifications for the VEVOR Pocket Door Frame Kit (Model: XC39A-36A).

Attribute	Value
Item Model Number	XC39A-36A
Suitable Door Size (Width)	24-36 inches
Suitable Door Size (Height)	84 inches
Suitable Door Thickness	1" - 1.75"
Recommended Door Weight	88-130 lbs (30-60 kg)
Main Material	Wood, Steel (Q235A)
Net Weight (Including All Accessories)	22.77 lbs / 10.33 kg
Product Dimensions (Assembled)	72.68 x 3.54 x 88.07 inches (1846 x 90 x 2235 mm)

Attribute	Value
Colour	Brown, Silver
Manufacturer	VEVOR
Country of Origin	China

## WARRANTY AND SUPPORT

---

For warranty information and customer support, please refer to the documentation included with your purchase or visit the official VEVOR website. Keep your proof of purchase for any warranty claims.

If you encounter any issues not covered in this manual or require further assistance, please contact VEVOR customer service directly.