

Manuals+

[Q & A](#) | [Deep Search](#) | [Upload](#)

[manuals.plus](#) /

- › [OBDeleven](#) /
- › [OBDeleven 3 OBD2 Diagnostic Tool Scanner User Manual](#)

OBDeleven P1052

OBDeleven 3 PRO Pack User Manual

Brand: OBDeleven

INTRODUCTION TO OBDELEVEN 3 PRO PACK

The OBDeleven 3 PRO Pack is a comprehensive diagnostic and customization tool designed for a wide range of vehicles, including Audi, Volkswagen, BMW, Mini, Skoda, Seat, Cupra, Lamborghini, Bentley, Rolls-Royce, Toyota, Lexus, and Ford (US models only). This device connects to your vehicle's OBD2 port and communicates wirelessly with your mobile device via Bluetooth, providing access to advanced diagnostics, one-click applications, and expert-level coding functionalities. This manual provides detailed instructions on setting up, operating, and maintaining your OBDeleven 3 PRO Pack to ensure optimal performance and a better understanding of its capabilities.



Image: The OBDeleven 3 PRO Pack, showing the diagnostic device and its retail packaging.

WHAT'S IN THE BOX

Your OBDeleven 3 PRO Pack includes the following components:

- OBDeleven 3 Device
- 12-month PRO plan activation
- 100 Credits for activating One-Click Apps

SETUP GUIDE

Setting up your OBDeleven 3 PRO Pack is a simple three-step process:

1. **Step 1: Plug the Device into Your Car's OBD2 Port**

Locate your vehicle's OBD2 port, typically found under the dashboard on the driver's side. Firmly insert the OBDeleven 3 device into the port. The device will power on automatically.

Easy to use for every driver



Plug the device into your car's OBD2 port



Pair with your OBDeleven mobile app



Enjoy a better driving experience



Image: A hand plugging the compact OBDeleven 3 device into a vehicle's OBD2 port, located under the dashboard.

2. **Step 2: Pair with Your OBDeleven Mobile App**

Download the official OBDeleven app from your device's app store (Android 8.0+ or iOS 16.6+). Open the app and follow the on-screen instructions to connect to your OBDeleven 3 device via Bluetooth. Ensure Bluetooth is enabled on your mobile device.

	OBDeleven 3	PRO Pack + 100 Credits	ULTIMATE Pack
Device/plan	OBDeleven 3 device only	OBDeleven 3 device, 12-month PRO plan & 100 Credits	OBDeleven 3 device & 12-month ULTIMATE plan
Accessories	✗	✗	Carry pouch & phone holder
Basic OBD2 Diagnostics	✓	✓	✓
Advanced Diagnostics*	✓	✓	✓
One-Click Apps*	Available with Credits (in-app purchase)	Available with Credits (in-app purchase)	Unlimited
VAG Coding**	✗	✓	✓

* Available for Volkswagen Group, BMW Group, Toyota Group, and Ford Groups | ** Available for Volkswagen Group models only

Image: A visual guide illustrating the three simple steps: plug the device, pair with the app, and enjoy the experience.

3. **Step 3: Enjoy a Better Driving Experience**

Once connected, you can begin using the app to scan your vehicle, access various features, and customize settings. The app provides an intuitive interface for all functions.



Image: A smartphone screen displaying the OBDeleven app, showing a vehicle scan in progress with fault detection.

OPERATING THE OBDELEVEN 3 PRO PACK

The OBDeleven 3 PRO Pack offers a range of powerful features accessible through the mobile application. Below are the primary functionalities:

1. Advanced Diagnostics

Scan all available vehicle systems to read and clear fault codes quickly. This feature helps identify critical issues and minor faults across various car brands supported by OBDeleven.



Image: A smartphone displaying the OBDeleven app's diagnostics screen, with a car interior in the background, illustrating real-time use.

2. Access to One-Click Apps

Utilize pre-made coding options to activate ambient lighting, folding mirrors, video in motion, needle sweep, and more. These apps simplify complex coding tasks, allowing you to turn on, off, or adjust car features, integrate retrofitted parts, and reset service lights with a single tap. One-Click Apps are available for Volkswagen Group, BMW Group, Toyota Group, and Ford Group vehicles (US models only).



Does it support my car brand?

OBDeleven PRO Pack includes PRO plan and 100 Credits for activating One-Click Apps. Currently, PRO plan includes manual coding features available for Volkswagen Group models only, while One-Click Apps are available for vehicles from Volkswagen, BMW, Toyota, and Ford* Groups.

However, OBDeleven 3 car scanner works with all car brands with the CAN-bus protocol (manufactured mainly from 2008). You can find available features for your car brand on our Supported vehicles page.

*Currently available for US-manufactured Ford Group vehicles only.

Image: Multiple smartphone screens displaying the OBDeleven app's One-Click Apps interface, showcasing various customization options like parking lights and ambient colors.

3. Manual Coding & Adaptations (VAG-only)

For Volkswagen Group vehicles, the PRO plan provides access to expert-level coding. You can modify control units, tweak factory settings, unlock hidden functions, or disable unwanted features. This requires a deeper understanding of vehicle systems.

4. SFD Unlock

Gain access to SFD-protected features, allowing full customization of newer Volkswagen Group vehicles that have security restrictions.

5. Additional Smart Features

- **Hybrid Battery Check:** Monitor battery health and temperature in real-time.
- **Car Buying Assistant:** Check vehicle condition and identify potential issues before purchasing a used car.
- **Power-Saving Mode:** Allows the device to remain plugged in without draining your car's battery.



Image: An infographic detailing additional smart features: Hybrid battery check, Car buying assistant, and Power-saving mode, with corresponding icons.

SPECIFICATIONS

Attribute	Detail
Brand	OBDeleven
Model Number	P1052
Item Weight	2.11 ounces
Package Dimensions	3.11 x 3.03 x 1.54 inches
Operating System Compatibility	Android 8.0+, iOS 16.6+
Automotive Fit Type	Universal Fit
First Available Date	July 9, 2025



How do One-Click Apps work?

One-Click Apps are our pre-made coding options used to adjust, turn on, or disable car safety, comfort, and driving features with a few taps. You don't need any special know-how, because our team already did the hardest part – coding – for you.

The PRO plan includes 5000 Credits for activating maintenance One-Click Apps. For retrofit and customization One-Click Apps, you'll need to get extra Credits

One-Click Apps are currently available for Volkswagen Group, BMW Group, Toyota Group, and Ford Group* vehicles.

*Currently available for US-manufactured Ford Group vehicles only.

Image: A detailed comparison table outlining the features included with OBDeleven 3, PRO Pack, and ULTIMATE Pack, such as device/plan, accessories, diagnostics, One-Click Apps, and VAG Coding.

TROUBLESHOOTING & FREQUENTLY ASKED QUESTIONS

Q: Does it support my car brand?

A: The OBDeleven PRO Pack includes a PRO plan and 100 Credits for activating One-Click Apps. Currently, the PRO plan includes manual coding features available for Volkswagen Group models only, while One-Click Apps are available for vehicles from Volkswagen, BMW, Toyota, and Ford* Groups. However, the OBDeleven 3 car scanner works with all car brands with the CAN-bus protocol (manufactured mainly from 2008). You can find available features for your car brand on our Supported vehicles page. **Currently available for US-manufactured Ford Group vehicles only.*



Can I use the OBDeleven PRO Pack for multiple vehicles?

Yes, there's no limit on how many vehicles you can connect to your account.

Image: A graphic addressing the question of car brand compatibility for the OBDeleven device, with a car icon.

Q: How do One-Click Apps work?

A: One-Click Apps are pre-made coding options used to adjust, turn on, or disable car safety, comfort, and driving features with a few taps. You don't need any special know-how, because our team already did the hardest part – coding – for you. The PRO plan includes 5000 Credits for activating maintenance One-Click Apps. For retrofit and customization One-Click Apps, you'll need to get extra Credits. One-Click Apps are currently available for Volkswagen Group, BMW Group, Toyota Group, and Ford Group* vehicles. **Currently available for US-manufactured Ford Group vehicles only.*

Q: Can I use the OBDeleven PRO Pack for multiple vehicles?

A: Yes, there's no limit on how many vehicles you can connect to your account.

MAINTENANCE

To ensure the longevity and optimal performance of your OBDeleven 3 device, follow these simple maintenance guidelines:

- **Keep it Clean:** Wipe the device with a soft, dry cloth. Avoid using harsh chemicals or abrasive materials.
- **Store Properly:** When not in use, store the device in a cool, dry place, away from direct sunlight and extreme temperatures.
- **Software Updates:** Regularly check the OBDeleven app for software and firmware updates to ensure compatibility and access to the latest features and vehicle support.

- **Handle with Care:** Avoid dropping the device or subjecting it to physical shock.





WARRANTY AND SUPPORT

For detailed warranty information and technical support, please refer to the official OBDeleven website or contact their customer service. You can also find a comprehensive user manual in PDF format for additional guidance:

Download Official User Manual
(PDF)

For further assistance, you may visit the [OBDeleven Store on Amazon](#).

Related Documents - P1052

	<p>OBDeleven User Manual: Smart Diagnostic Tool for Your Vehicle</p> <p>Comprehensive user manual for the OBDeleven smart diagnostic tool, covering setup, functions, safety, troubleshooting, warranty, and regulatory compliance for vehicle owners. Learn how to connect, activate, and utilize advanced features for car diagnostics and improvements.</p>
	<p>OBDeleven User Manual: Smart Car Diagnostic Tool</p> <p>Comprehensive user manual for the OBDeleven smart diagnostic tool, covering setup, functions, compatibility, troubleshooting, and warranty information for vehicle owners.</p>
	<p>OBDeleven Gen2 User Manual: Smart Car Diagnostics and Customization</p> <p>Official user manual for the OBDeleven Gen2 smart diagnostic tool. Learn how to monitor, customize, and troubleshoot your vehicle with this innovative device. Includes safety instructions, setup guide, specifications, and warranty information.</p>
	<p>OBDeleven 3 User Manual: Diagnose and Customize Your Car</p> <p>Comprehensive user manual for the OBDeleven 3, a smart tool for diagnosing and customizing vehicles. Learn about setup, features, compatibility, and troubleshooting.</p>



[OBDeleven 3 User Manual: Smart Tool for Diagnosing and Customizing Cars](#)

Comprehensive user manual for the OBDeleven 3, a smart tool for diagnosing and customizing cars. Learn how to set up, use, and troubleshoot the device, along with warranty and return policies.



[OBDeleven 3 Device Safety Guide and User Information](#)

Comprehensive safety guide and technical specifications for the OBDeleven 3 device, a smart diagnostics and customization tool for vehicles. Learn about installation, operation, safety instructions, and regulatory compliance.