

JCLOUD AP353 BLACK WITH ROYAL SERENITY 140ML

JCLOUD 2025 Plug-in Diffuser Instruction Manual

Model: AP353 BLACK WITH ROYAL SERENITY 140ML



1. INTRODUCTION

The JCLOUD 2025 Plug-in Diffuser is designed to provide a pure, clean fragrance experience for your home, office, or spa. Utilizing cold-air diffusion technology, this waterless diffuser disperses essential oils into dry mist microparticles, covering areas up to 500 sq. ft. This all-in-one solution includes the diffuser and JCLOUD Royal Serenity essential oil, inspired by luxury hotel scents.

This manual provides detailed instructions for the safe and efficient operation of your JCLOUD Plug-in Diffuser. Please read it thoroughly before use and retain it for future reference.

2. IMPORTANT SAFETY INFORMATION

- Ensure the diffuser is plugged into a suitable electrical outlet (AC 100V-240V, 50/60Hz).
- Do not immerse the diffuser in water or any other liquid.
- Keep out of reach of children and pets. While designed to be family-friendly, direct contact with essential oils should be avoided.
- Use only JCLOUD essential oils or other high-quality, pure essential oils designed for cold-air diffusion.
- Do not block the mist outlet during operation.
- Unplug the device before cleaning or refilling.
- If the device is damaged, do not attempt to repair it yourself. Contact customer support.

3. PRODUCT COMPONENTS

The JCLOUD Plug-in Diffuser consists of the main unit and an essential oil bottle.



Image: The JCLOUD Plug-in Diffuser main unit shown alongside a bottle of essential oil.

Waterless, *Mess-Free* Diffusion



Schedule
Working Hours



No Heat



Scent Intensity
Control



No Residue



Coverage:
up to 500 Sq. Ft.



No Water



Image: The JCLOUD Plug-in Diffuser plugged into a wall outlet, demonstrating its compact design and waterless, mess-free diffusion.

5. OPERATING INSTRUCTIONS

The JCLOUD diffuser features simple button controls for mode and intensity selection.

5.1. Power On/Off

To turn the diffuser on or off without unplugging it, press and hold the Mode button for 3 seconds.

5.2. Adjusting Scent Intensity (Grade Button)

Press the "Grade" button to cycle through four intensity levels. Each level controls the spray time and pause time, affecting oil consumption and scent strength.

Grade 1 (Low Intensity): Spray time: 15 seconds, Pause time: 295 seconds. Consumption: 0.07 ml/hr. Ideal for small rooms or personal spaces (up to 200 sq ft).

Grade 2 (Medium Intensity): Spray time: 15 seconds, Pause time: 135 seconds. Consumption: 0.13 ml/hr. Ideal for

medium-sized spaces (up to 300 sq ft).

Grade 3 (High Intensity): Spray time: 15 seconds, Pause time: 85 seconds. Consumption: 0.19 ml/hr. Ideal for large rooms or open living spaces (up to 400 sq ft).

Grade 4 (Highest Intensity): Spray time: 15 seconds, Pause time: 60 seconds. Consumption: 0.25 ml/hr. Ideal for multiple areas or commercial spaces (up to 500 sq ft).



Image: Detailed explanation of the Grade and Mode buttons on the JCLOUD Plug-in Diffuser, including spray times, pause times, and oil consumption rates for each intensity grade.

5.3. Setting Operating Mode (Mode Button)

Press the "Mode" button to select your preferred operating schedule:

12-Hour Mode: The diffuser runs for 12 hours and then automatically shuts off. It will then start up again 12 hours later, making it suitable for daytime use (e.g., 7 AM ON, 7 PM OFF, next day 7 AM ON).

24-Hour Mode: Provides continuous aroma diffusion around the clock, ensuring your home stays welcoming and fragrant all day. This mode is also suitable for small businesses that operate continuously.

Smart Mode: The diffuser includes a light detection sensor. In Smart Mode, the diffuser activates only when the sensor detects sufficient light (daytime) and automatically shuts off when it gets dark (nighttime). This helps save energy and is perfect for creating a quiet environment for relaxation or sleep.



Safe, Clean & Family-Friendly

All our products are free from harsh chemicals, ensuring they are safe for families with children and pets. Only bring clean, natural scents into your home.

Image: Visual representation of the Smart Mode feature, showing the diffuser turning off in the dark (for sleep) and on in sufficient light (for waking hours).

Smart mode

Auto-off at night

It shuts off automatically when it gets dark, helping to save energy while still adding fragrance when needed, perfect for creating a quiet environment for relaxation or sleep, turning off automatically as the lights go out.



Image: Diagram explaining the 12-hour operating mode, illustrating the diffuser's schedule for daytime routine.

Infuse Your Life *with* Fragrance



Image: Diagram explaining the 24-hour operating mode, illustrating continuous aroma diffusion for around-the-clock scent.



Image: A child sleeping in bed, with the JCLOUD Plug-in Diffuser in the background, illustrating the Smart Mode's auto-off feature at night.

6. MAINTENANCE AND CARE

Regular maintenance ensures optimal performance and longevity of your diffuser.

- **Cleaning:** Periodically wipe the exterior of the diffuser with a soft, dry cloth. Do not use abrasive cleaners or solvents.
- **Oil Bottle Replacement:** When the essential oil bottle is empty, unplug the diffuser, carefully remove the empty bottle, and replace it with a new one. The visible oil level indicator helps you know when a refill is needed.
- **No Water Needed:** This is a waterless diffuser. Do not add water to the essential oil bottle or any part of the diffuser.

Set *It*, Forget *It*, Enjoy *It*



LARGE 160 CAPACITY

You won't need to refill frequently

UP TO 3 MONTHS

Enjoy the long-lasting scents

* Tested by JCLOUD Fragrance Lab, the diffuser is set to Grade 1 and runs for 12 hours per day. Different essential oils may result in different oil consumption rates.

Image: The JCLOUD Plug-in Diffuser in a home setting, highlighting its large 160ml capacity which reduces refill frequency and provides long-lasting scents for up to 3 months.

7. TROUBLESHOOTING

Problem	Possible Cause	Solution
Diffuser not producing mist.	<ul style="list-style-type: none">• Not plugged in correctly.• Oil bottle empty or not properly inserted.• Device is off (in standby or Smart Mode at night).	<ul style="list-style-type: none">• Ensure the diffuser is securely plugged into a live outlet.• Check oil level and ensure the bottle is correctly screwed in.• Press and hold the Mode button for 3 seconds to turn on, or check ambient light for Smart Mode.
Weak scent output.	<ul style="list-style-type: none">• Low oil level.• Incorrect intensity setting.• Room size exceeds coverage area.	<ul style="list-style-type: none">• Refill or replace essential oil bottle.• Increase the intensity grade using the Grade button.• Ensure the diffuser is used in an area within its 500 sq. ft. coverage capacity.

Problem	Possible Cause	Solution
Diffuser making unusual noise.	<ul style="list-style-type: none">Oil bottle not seated correctly.Internal component issue.	<ul style="list-style-type: none">Unplug, remove, and re-insert the oil bottle firmly.If noise persists, discontinue use and contact customer support.

8. PRODUCT SPECIFICATIONS

Feature	Detail
Brand	JCLOUD
Model Name	AP353 BLACK WITH ROYAL SERENITY 140ML
Color	Black With Royal Serenity
Material	Plastic
Special Feature	Aromatherapy, Waterless, Cold-Air Diffusion, Smart Mode
Product Dimensions	4.41"L x 4.33"W x 12.28"H
Coverage Area	Up to 500 Sq. Ft.
Bottle Capacity	160 ML (5.41 FL OZ)
Rated Power	1.6W
Voltage	AC 100V-240V, 50/60HZ
Item Weight	1.34 pounds

9. WARRANTY AND SUPPORT

JCLOUD products are manufactured with high-quality standards. For any questions, concerns, or warranty claims, please contact JCLOUD customer support. Please have your model number (AP353 BLACK WITH ROYAL SERENITY 140ML) and purchase information ready when contacting support. For further assistance, please visit the official JCLOUD Store:[JCLOUD Store on Amazon](#).

10. PRODUCT VIDEO DEMONSTRATION






Watch the official product video for a visual guide on the JCLOUD 2025 Plug-in Diffuser's features and operation.

Your browser does not support the video tag.

Video: An official demonstration video showcasing the JCLOUD 2025 New Plug-in Diffuser, its features, and how it operates in various settings.



Related Documents - AP353 BLACK WITH ROYAL SERENITY 140ML

	<p>JCLOUD Smart Scent Air Machine Pro User Guide</p> <p>User guide for the JCLOUD Smart Scent Air Machine Pro (Model ND500), detailing APP operation, Bluetooth connection, schedule personalization, password changes, and factory reset procedures.</p>
	<p>JCLOUD Smart Scent Air Machine Pro 800ML User Guide</p> <p>User guide for the JCLOUD Smart Scent Air Machine Pro 800ML (Item Model: A6), detailing APP operation, Bluetooth connection, scheduling, password changes, and factory reset procedures.</p>
	<p>JCLOUD Smart Scent Air Machine 300ML User Guide</p> <p>Comprehensive user guide for the JCLOUD Smart Scent Air Machine 300ML (Model P300), detailing app operation, HVAC integration, troubleshooting, and maintenance procedures for optimal performance.</p>
	<p>Serenity™ Ultrasonic Essential Oil Diffuser: Instructions for Use and Care</p> <p>Detailed instructions for operating and maintaining the Serenity™ Ultrasonic Essential Oil Diffuser. Learn about its parts, features, cleaning procedures, and usage steps for optimal aromatherapy experience. Includes setup, operation, and troubleshooting tips.</p>
	<p>Hotel Collection FAQ: Diffusers, Candles & Fragrance Oils</p> <p>Explore frequently asked questions about Hotel Collection's luxury home fragrance products, including details on diffusers, candles, cold air diffusion technology, ingredients, safety, manufacturing, and popular scents.</p>