

[Manuals.plus](#) /

› [DANGZW](#) /

› DANGZW 100FT Permanent Outdoor Lights User Manual

DANGZW 100FT Permanent Outdoor Lights

DANGZW 100FT Permanent Outdoor Lights User Manual

Model: 100FT Permanent Outdoor Lights (B0FH1YZPBY)

INTRODUCTION

Thank you for choosing the DANGZW 100FT Permanent Outdoor Lights. These RGBIC LED smart eave lights are designed to provide vibrant, customizable lighting for your outdoor spaces, suitable for year-round decoration and special occasions. Featuring IP67 waterproofing, smart app control, remote control, and compatibility with Alexa and Google Assistant, these lights offer versatile illumination options. This manual provides essential information for proper installation, operation, and maintenance to ensure optimal performance and longevity of your lighting system.

WHAT'S IN THE BOX

Carefully unpack the contents and ensure all items are present:

- Permanent Outdoor Eaves Lights (100FT)
- Power Adapter & Controller
- Remote Control
- Screws & Screwdrivers
- User Manual

Colorful Gift Box



Permanent Outdoor Lights



Power Adapter



Controller



Remote Control



Extension



User Manual



Screws & Screwdrivers



Permanent Lights 100FT Package

Image: The package contents for the 100FT Permanent Outdoor Lights, showing the light string, power adapter, controller, remote control, a bag of screws, a screwdriver, and the user manual.

SETUP & INSTALLATION

Proper installation is crucial for the performance and durability of your permanent outdoor lights. Follow these steps carefully.

Pre-Installation Checklist

- **Plan Your Layout:** Determine the desired path for your lights along eaves, fascia, or soffits.
- **Test Lights:** Before permanent installation, connect all wiring harnesses and test the Wi-Fi/Bluetooth connection to ensure all lights function correctly.
- **Surface Preparation:** Clean the installation surface with alcohol to ensure optimal adhesion for the included 3M adhesive backing.
- **Optimal Spacing:** Adjust the distance between individual light nodes to achieve the desired wave pattern and light distribution. Use a cardboard template to ensure even spacing if preferred.

Mounting Instructions

1. **Clean Surface:** Ensure the installation surface is clean and dry.
2. **Initial Placement:** Peel off the backing from the 3M adhesive on each light node and press firmly onto the desired location. The adhesive provides temporary hold for positioning.
3. **Secure with Screws:** For a permanent and secure installation, use the provided screws and screwdriver to fasten each light node.
4. **Tighten Lids:** Ensure all connection lids are tightened to maintain the IP67 waterproof rating.
5. **Wall Clearance:** Install the string lights 5-10cm away from the wall surface for optimal light projection.

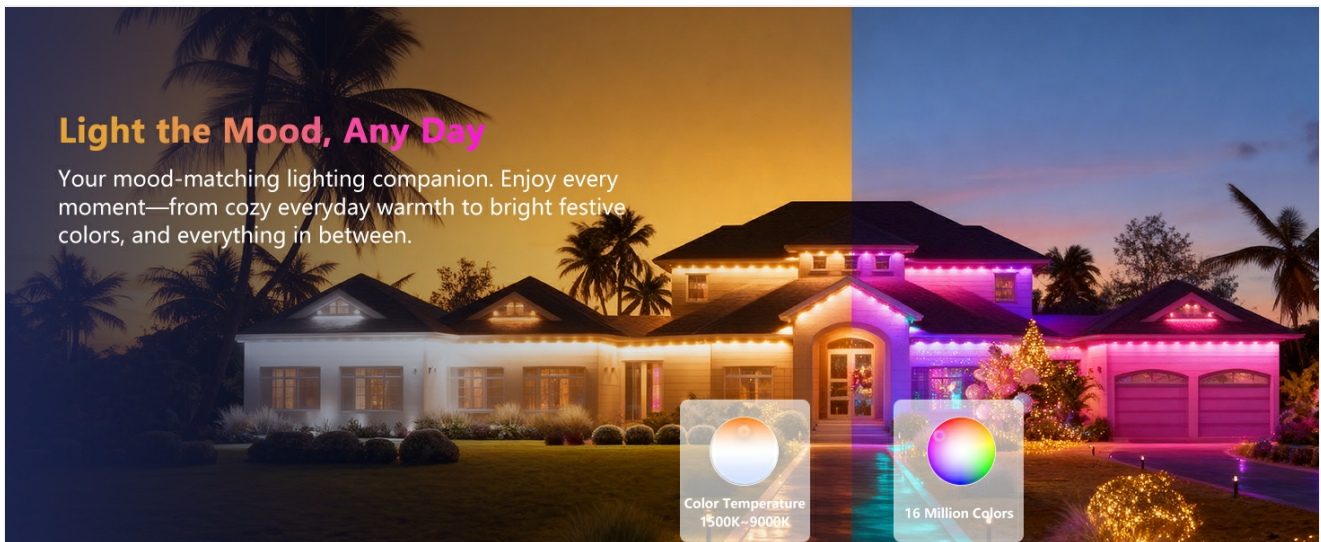


Image: A visual guide demonstrating the six steps for installing the lights, including cleaning the surface, testing connections, applying adhesive, and securing with screws.

Simple DIY Installation



1
Peel off the backing

2
Screw in to secure

 Please be sure to tighten the lid.

Support For
EXTENSION
to increase length

Meaning up to **300 FT (MAX)**,
If you need to extend the light strands,
we recommend pairing one large size
with one small size for the best result.

Image: A close-up of a person installing the lights on an eave, highlighting the adhesive backing and the screw for secure attachment.

Extension Capability

The DANGZW Permanent Outdoor Lights are expandable. You can connect additional light strands using the tail connectors to extend the total length up to 300 feet. When extending, ensure all connections are secure and waterproofed.



Image: A diagram showing how the light strands can be extended by connecting multiple units, supporting a total length of up to 300 feet.

Your browser does not support the video tag.

Video: An official seller video demonstrating the features and application of the Permanent Outdoor Lights.

OPERATING INSTRUCTIONS

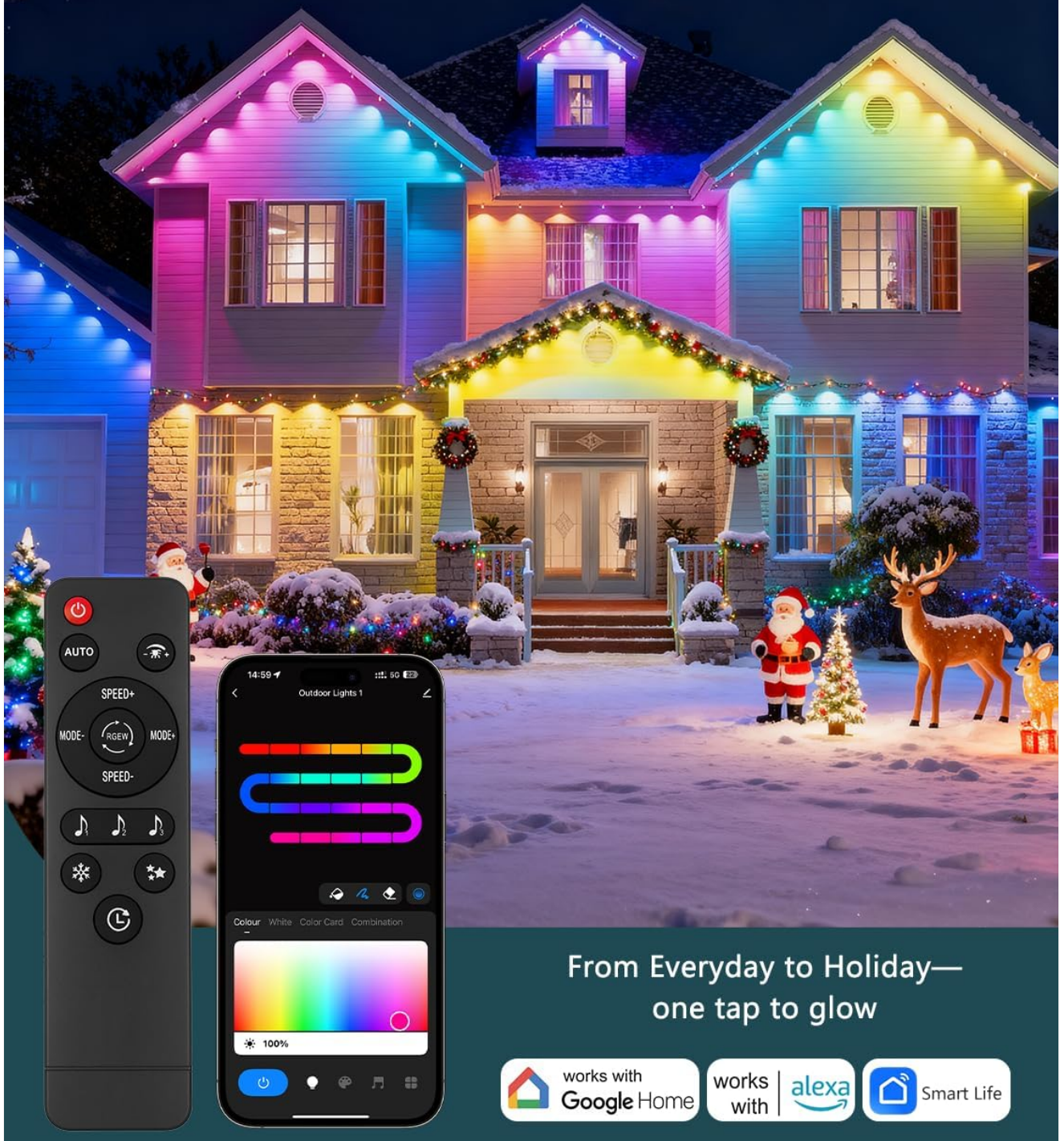
Your DANGZW Permanent Outdoor Lights can be controlled via the included remote control, a dedicated smartphone app, or voice commands through smart assistants.

Remote Control Operation

The included remote control allows for basic functions:

- **Power On/Off:** Turn the lights on or off.
- **Mode Selection:** Cycle through various preset scene modes.
- **Speed Adjustment:** Change the speed of dynamic lighting effects.
- **Brightness Control:** Adjust the overall brightness level.
- **Color Selection:** Choose from a range of static colors.
- **Music Sync:** Activate music synchronization mode.

Brighten Home, Welcome Christmas Together



From Everyday to Holiday—
one tap to glow



Image: A house illuminated by the lights, alongside the remote control and a smartphone displaying the control app, illustrating various control methods.

Smart App Control

For advanced customization and control, download the dedicated smartphone app (compatible with 2.4GHz Wi-Fi). The app allows you to:

- **Adjust Colors:** Select from 16 million colors and adjustable white light.

- **Brightness & Speed:** Fine-tune brightness and effect speed.
- **Scene Modes:** Access 44 preset scene modes for various occasions.
- **DIY Effects:** Create and save your own custom lighting patterns and effects.
- **Music & Mic Sync:** Synchronize lights with music played through your device's microphone or the app.
- **Timers & Schedules:** Set automated on/off times and schedules for daily routines or special events.
- **Group Control:** Manage multiple light sets simultaneously.



Image: A visual representation of the smart app interface, detailing various control options such as color adjustment, brightness, scene modes, DIY effects, timers, and music synchronization.



Timing Function

Pre-setting the ON/OFF time

Auto turn off at sleeping time, and wake you up in the morning

Image: A house illuminated by the lights at night and in daylight, demonstrating the timing function with lights turning on at 8:00 PM and off at 8:00 AM.

Voice Control Integration

The lights are compatible with Amazon Alexa and Google Assistant. Once connected to your smart home system, you can use voice commands to control your lights, such as turning them on/off, changing colors, or adjusting brightness.

Your browser does not support the video tag.

Video: An official seller video showcasing the smart and colorful RGBIC lighting effects of the permanent outdoor lights.

MAINTENANCE

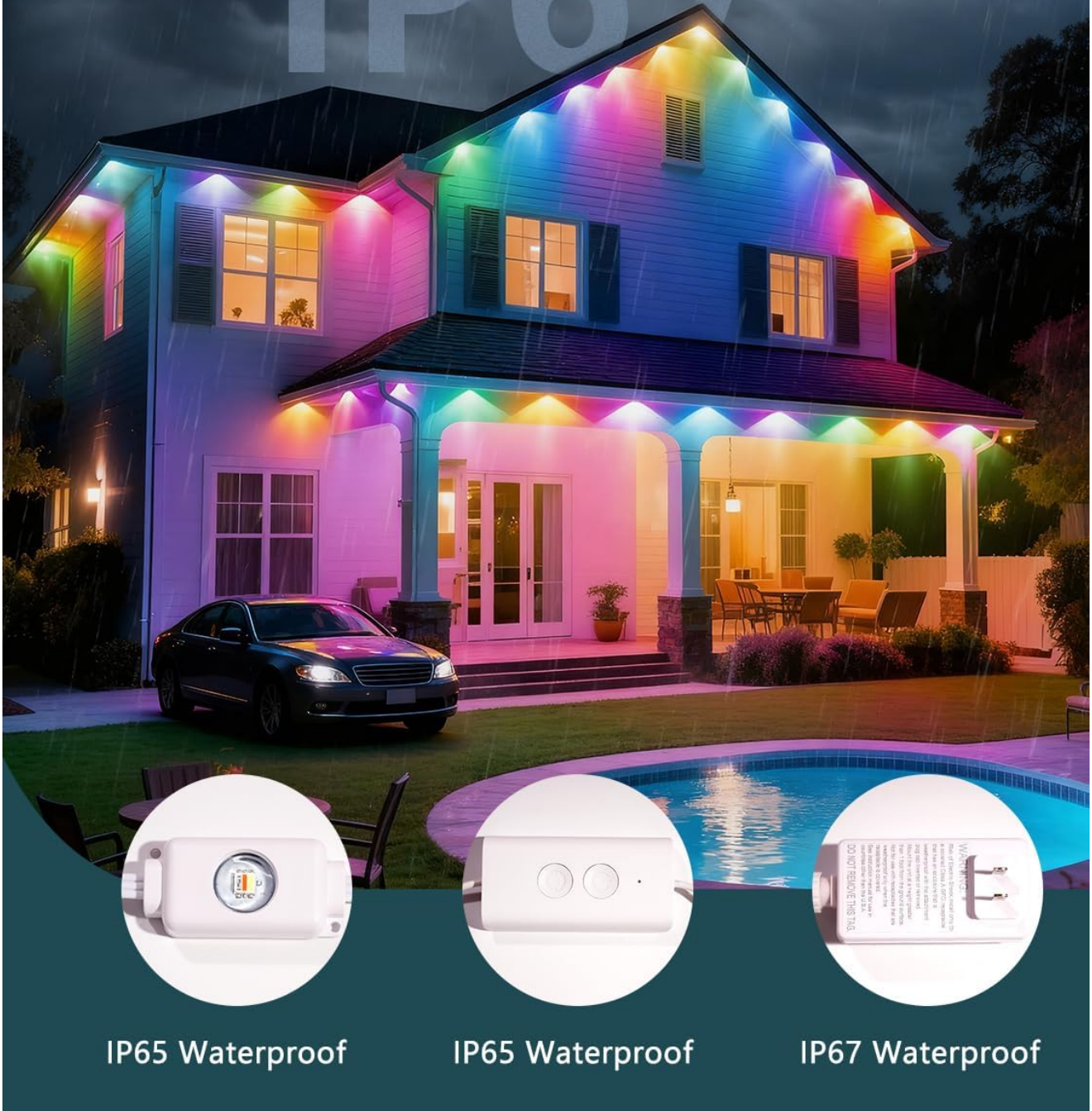
The DANGZW Permanent Outdoor Lights are designed for year-round reliability and minimal maintenance.

- **Waterproof Rating:** The lights feature an IP67 waterproof rating, ensuring protection against dust and immersion in water up to 1 meter for 30 minutes. This makes them suitable for all-weather outdoor use.
- **Temperature Range:** Designed to operate in temperatures from -4°F to 140°F (-20°C to 60°C).
- **Cleaning:** Periodically wipe the light nodes and cables with a soft, damp cloth to remove dirt and debris. Avoid using harsh chemicals or abrasive cleaners.
- **Connection Check:** Occasionally inspect all connections to ensure they remain tight and secure, especially after severe weather conditions.

Upgraded Waterproof Rating

Year-round outdoor protection

IP67



IP65 Waterproof

IP65 Waterproof

IP67 Waterproof

Image: A house with the lights installed, shown with rain effects, emphasizing the IP67 waterproof rating for all-weather outdoor use.

TROUBLESHOOTING

If you encounter issues with your DANGZW Permanent Outdoor Lights, refer to the following common problems and solutions:

Problem	Possible Cause	Solution
Lights do not turn on.	No power, loose connection, faulty power adapter.	Check power outlet. Ensure all connections are secure. Test with a different power source if possible.
Some lights are not working or flickering.	Damaged light node, loose internal wiring, power fluctuation.	Inspect the affected section for visible damage. Ensure connections are tight. If flickering persists, contact support.
Cannot connect to Wi-Fi/App.	Incorrect Wi-Fi password, 5GHz Wi-Fi network, app glitch, poor signal.	Ensure you are connecting to a 2.4GHz Wi-Fi network. Double-check password. Restart the app and the lights. Move closer to the Wi-Fi router.
Remote control not working.	Dead battery, obstruction, out of range.	Replace remote battery. Ensure no obstructions between remote and controller. Operate within effective range.
Timer function not working reliably.	App not running in background, connectivity issues.	Ensure the app has necessary background permissions. Verify stable Wi-Fi connection. Re-set the timer in the app.

SPECIFICATIONS

Feature	Detail
Brand	DANGZW
Model Number	100FT Permanent Outdoor Lights
Color	White
Light Source Type	LED (RGBIC)
Number of Light Sources	60
Item Length	1200 Inches (100FT)
Power Source	Corded Electric
Voltage	24 Volts
Wattage	48 watts
White Brightness	596 Lumens
Color Temperature	6500 Kelvin (Adjustable White)
Ingress Protection Code Rating	IP67 (Waterproof)
Connectivity Protocol	Wi-Fi (2.4 GHz)
Controller Type	Amazon Alexa, App Control, Remote Control, Voice Control
Material Type	Acrylonitrile Butadiene Styrene
Indoor/Outdoor Usage	Indoor, Outdoor

Feature	Detail
Operating Temperature	-4°F to 140°F (-20°C to 60°C)



Image: A technical diagram illustrating the dimensions of the power adapter, controller, and light string, including cable lengths and spacing between light nodes.

WARRANTY & SUPPORT

DANGZW provides a 10-year warranty for these Permanent Outdoor Lights. For any product inquiries, technical assistance, or warranty claims, please contact DANGZW customer support through the retailer's platform or the official brand website.