

pTron Bassbuds Senz

pTron Bassbuds Senz Open Ear Wireless Earbuds User Manual

Model: Bassbuds Senz

INTRODUCTION

Thank you for choosing the pTron Bassbuds Senz Open Ear Wireless Earbuds. These earbuds are designed to provide a comfortable and pressure-free listening experience while keeping you aware of your surroundings. Featuring 13mm dynamic drivers, dual HD microphones with AI-ENC for clear calls, Bluetooth v6.0 connectivity, and IPX5 water resistance, the Bassbuds Senz are ideal for various activities. This manual provides detailed instructions for setup, operation, maintenance, and troubleshooting to ensure optimal performance.

WHAT'S IN THE BOX

- pTron Bassbuds Senz Wireless Earbuds
- Charging Case
- USB Type-C Charging Cable
- User Manual

PRODUCT OVERVIEW

The pTron Bassbuds Senz feature an open-ear design for comfort and situational awareness, along with a compact charging case.



Image: pTron Bassbuds Senz Open Ear Wireless Earbuds and Charging Case. This image displays the two earbuds and their oval-shaped charging case.

SafeBeats™ Design

Be Aware of
Your Surroundings,
Pressure-free Listening



Dual HD Mics

Optimized for
Superior Call Clarity

50
Hours Playtime



Made In
India

IPX5
Water & Sweat
Resistant

Type-C
Charging



Image: Key features of pTron Bassbuds Sensz. This collage highlights SafeBeats Design, Dual HD Mics, 50 Hours Playtime, 13mm Dynamic Drivers, Bluetooth 6.0, LED Battery Indicator, Type-C Charging, and IPX5 Water & Sweat Resistant.

Crystal-Clear Audio

13mm Neodymium Dynamic Drivers



Image: Diagram showing the 13mm dynamic drivers of pTron Bassbuds Sens. This close-up view illustrates the internal components of the earbud's audio driver.



Image: User wearing pTron Bassbuds Senz, highlighting Dual HD Mics for clear calls. A person is shown wearing one earbud, emphasizing its ergonomic fit and microphone placement.



**Digital
LED Display**

**Type-C
Charging**



Image: Close-up of pTron Bassbuds Senz charging case with digital LED display and Type-C charging port. This image shows the charging case with its lid open, revealing the earbuds inside and the battery percentage display.

SETUP INSTRUCTIONS

1. Charging the Earbuds and Case

Before first use, fully charge the earbuds and charging case. Use the provided USB Type-C cable to connect the charging case to a power source.

- The digital LED display on the charging case will show the battery percentage.
- The earbuds will charge automatically when placed inside the case.
- A full charge typically takes approximately 1.5-2 hours.



Image: pTron Bassbuds Senz earbuds and charging case, illustrating 50 hours combined playtime. This image visually represents the extended battery life of the product.

2. Bluetooth Pairing

1. **Power On:** Open the charging case. The earbuds will automatically power on and enter pairing mode. You may hear a voice prompt indicating they are ready to pair.
2. **Activate Bluetooth:** On your smartphone or device, go to the Bluetooth settings and turn Bluetooth on.
3. **Select Device:** Look for "pTron OWS" (or similar name) in the list of available devices and select it to connect.
4. **Confirmation:** Once connected, you will hear a voice prompt confirming the successful pairing.
5. **Automatic Reconnection:** After initial pairing, the earbuds will automatically connect to the last paired device when taken out of the case, provided Bluetooth is enabled on the device.

Bluetooth v6.0

Quick Pairing & Seamless Wireless Connectivity



Image: Smartphone screen showing Bluetooth pairing with pTron OWS, next to the earbuds and charging case. This image demonstrates the process of connecting the earbuds to a mobile device via Bluetooth.

OPERATING INSTRUCTIONS

The pTron Bassbuds Senz feature touch controls for easy management of music and calls.

Touch Controls

Function	Action
Power On	Open charging case
Power Off	Place earbuds back into charging case and close lid
Play/Pause Music	Single tap on either earbud
Next Track	Double tap on the Right earbud
Previous Track	Double tap on the Left earbud

Function	Action
Answer/End Call	Single tap on either earbud during an incoming call
Reject Call	Long press on either earbud during an incoming call
Activate Voice Assistant	Triple tap on either earbud
Volume Up	Long press on the Right earbud
Volume Down	Long press on the Left earbud

MAINTENANCE

Cleaning

- Regularly clean the earbuds and charging case with a soft, dry, lint-free cloth.
- Do not use harsh chemicals, cleaning solvents, or strong detergents.
- Ensure charging contacts on both earbuds and case are clean and free of debris.

Storage

- Store the earbuds in their charging case when not in use to protect them and keep them charged.
- Avoid storing in extreme temperatures (hot or cold) or in dusty/humid environments.

Battery Care

- To prolong battery life, avoid fully discharging the earbuds and charging case frequently.
- Charge the device regularly, even if not in frequent use.

IPX5

Built to Resist Water & Sweat



Image: User exercising with pTron Bassbuds Senz, demonstrating IPX5 water and sweat resistance. This image shows the earbuds being used during a workout, highlighting their durability against sweat and splashes.

TROUBLESHOOTING

If you encounter issues with your pTron Bassbuds Senz, refer to the following common solutions:

- **Earbuds not pairing with device:**

Ensure both earbuds are charged. Turn off Bluetooth on your device, then turn it back on. Forget "pTron OWS" from your device's Bluetooth list and try pairing again. Make sure the earbuds are in pairing mode (out of the case).

- **Only one earbud working:**

Place both earbuds back into the charging case, close the lid, wait a few seconds, then open the lid and take them out. This often resets the connection between the two earbuds. If the issue persists, try re-pairing them with your device.

- **Earbuds not charging:**

Check if the charging cable is securely connected to both the case and the power source. Ensure the charging contacts on the earbuds and inside the case are clean and free of obstructions. Verify the charging case has sufficient battery.

- **Low volume or poor sound quality:**
Adjust the volume on both your device and the earbuds. Ensure the earbuds are properly seated in your ears. Clean any debris from the earbud speakers.
- **Connectivity issues (disconnections):**
Ensure your device is within the 10-meter Bluetooth range. Avoid obstacles between your device and the earbuds. Minimize interference from other wireless devices.

SPECIFICATIONS

Feature	Detail
Model Name	Bassbuds Senz
Connectivity Technology	Wireless (Bluetooth v6.0)
Bluetooth Range	10 Metres
Audio Driver Type	13mm Dynamic Driver
Battery Life (Combined)	Up to 50 Hours
Charging Port	USB Type-C
Water Resistance	IPX5 (Water Resistant)
Microphones	Dual HD Mics with AI-ENC
Control Method	Touch
Ear Placement	Open Ear
Material	Acrylonitrile Butadiene Styrene (ABS)
Item Weight	67 Grams
Product Dimensions	9.1 x 5.9 x 3.1 cm

WARRANTY AND SUPPORT







The pTron Bassbuds Senz comes with a 1-year manufacturer warranty from the date of purchase, covering manufacturing defects only.

Customer Support

For any queries, support, or warranty claims, please contact pTron customer care:

- **Phone:** 040-67138888
- **Email:** support@ptron.in
- **Manufacturer:** Palred Electronics Pvt. Ltd., SY.NO. 56, 1ST FLOOR, GUNDLAPOCHAMPALLY VILLAGE, TECH PARK MTP, TSIIIC-IALA NACHARAM, HYDERABAD - 500076, TELANGANA, INDIA

Related Documents - Bassbuds Senz

	<p>pTron Bassbuds Senz Wireless Earbuds User Guide</p> <p>Comprehensive user guide for pTron Bassbuds Senz wireless earbuds. Learn how to charge, pair, control music and calls, use voice assistant, troubleshoot common issues, and understand warranty information.</p>
	<p>pTron Bassbuds B21 TWS Earbuds: Product Manual & User Guide</p> <p>Official product manual for the pTron Bassbuds B21 TWS Earbuds. This guide provides detailed instructions on pairing, smart power functions, charging, troubleshooting common issues, and safety precautions for your wireless earbuds.</p>
	<p>pTron Bassbuds Duo True Wireless Stereo Earbuds User Manual</p> <p>User manual for pTron Bassbuds Duo True Wireless Stereo Earbuds, detailing features, controls, pairing, charging, and troubleshooting for optimal use.</p>
	<p>pTron Bassbuds Nyx TWS Earbuds - User Manual and Guide</p> <p>Comprehensive user manual for pTron Bassbuds Nyx True Wireless Stereo (TWS) earbuds. Learn about pairing, controls, charging, troubleshooting, and safety precautions.</p>
	<p>pTron Bassbuds Duo Troubleshooting Guide: Fix Earbud Issues</p> <p>Resolve common problems with your pTron Bassbuds Duo True Wireless Stereo Earbuds. This guide covers pairing, connectivity, charging, microphone, and safety tips for optimal performance.</p>
	<p>pTron Bassbuds Duo True Wireless Stereo Earbuds User Manual</p> <p>Official user manual for pTron Bassbuds Duo True Wireless Stereo Earbuds, detailing setup, pairing, operation, charging, troubleshooting, and safety guidelines for optimal use.</p>

