

Jocoevol B0FGXWLL9F

Jocoevol 51-inch Round Dining Table Instruction Manual

Model: B0FGXWLL9F

INTRODUCTION

Thank you for choosing the Jocoevol 51-inch Round Dining Table. This manual provides essential information for the safe assembly, operation, and maintenance of your new dining table. Please read all instructions carefully before assembly and retain this manual for future reference.

SAFETY INFORMATION

- Always assemble the table on a soft, clean surface to prevent scratches.
- Ensure all screws and bolts are securely tightened before use. Periodically check and re-tighten as necessary.
- Do not stand or sit on the table.
- Keep small parts away from children during assembly.
- Avoid placing hot items directly on the tabletop without protective mats.
- Do not use abrasive cleaners or harsh chemicals on the table surfaces.

PACKAGE CONTENTS

Before beginning assembly, ensure all parts listed below are present and undamaged. If any parts are missing or damaged, please contact customer support.

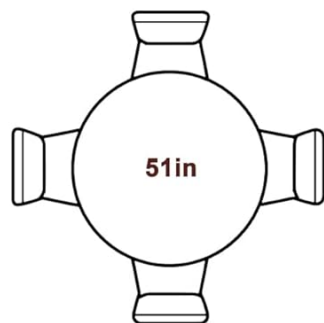
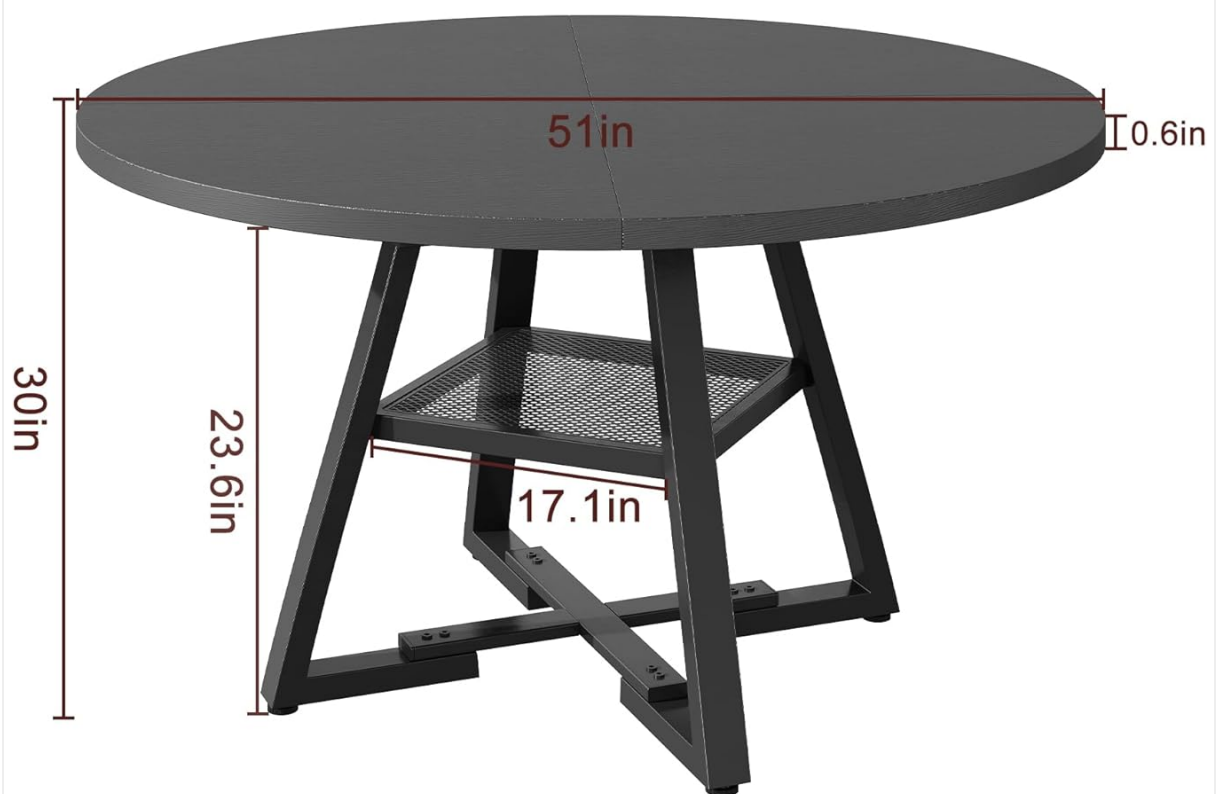
- Round Tabletop (Thickened MDF)
- Cross-shaped Metal Base
- Reinforced 25mm Metal Legs
- Storage Shelf (Metal Mesh)
- Accessory Bag (Includes screws, bolts, Allen key, screwdriver)
- Instruction Manual

SETUP AND ASSEMBLY

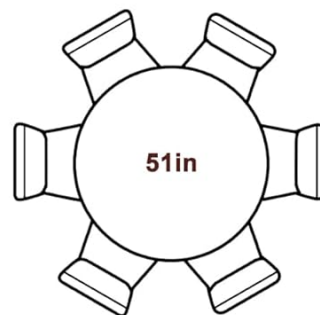
The Jocoevol Round Dining Table is designed for easy assembly. Follow these steps carefully:

1. Unpack all components and lay them out on a soft, clean surface to prevent damage. Verify all parts against the package contents list.
2. Attach the metal legs to the cross-shaped base using the provided screws and Allen key. Ensure they are firmly secured.
3. Install the metal mesh storage shelf onto the designated supports on the leg structure.
4. Carefully place the tabletop upside down on your soft assembly surface.
5. Align the assembled leg and base structure with the pre-drilled holes on the underside of the tabletop.
6. Secure the tabletop to the base using the remaining screws and the screwdriver. Tighten all connections evenly.
7. With assistance, carefully flip the table upright. Ensure it is stable before use.

Package Includes one Table



Spacious 4 Seats



Compact 6 Seats

Image: Detailed dimensions of the Jocoevol 51-inch Round Dining Table.



Image: Close-up of the X-shaped base for enhanced stability.

Video: Assembly overview and demonstration of the Jocoevol Round Dining Table.

OPERATING INSTRUCTIONS

The Jocoevol 51-inch Round Dining Table is designed for versatile use in your kitchen or dining room.

- **Seating Capacity:** This 51-inch round table comfortably accommodates 4 to 6 people, making it suitable for family meals and gatherings. The cross-shaped base provides ample legroom.
- **Storage Shelf:** Utilize the integrated metal mesh storage shelf for organizing tableware, kitchen essentials, placemats, or decorative items. This keeps your tabletop clear and items easily accessible.
- **Space-Saving Design:** The round shape and pedestal base maximize usable space, making it an ideal choice for smaller kitchens, dining rooms, or apartments.



Image: Tabletop view showing seating for six.




Image: The convenient storage shelf under the table.

Video: Demonstration of the table's use in a kitchen setting.

MAINTENANCE

Proper care will ensure the longevity and appearance of your Jocoevol dining table.

- **Cleaning:** Wipe the tabletop and metal frame with a soft, damp cloth. For stubborn stains, use a mild soap solution and dry immediately.
- **Protection:** The thickened MDF tabletop is heat-resistant, scratch-resistant, and waterproof. However, using coasters and placemats is recommended to protect against extreme heat, sharp objects, and prolonged moisture exposure.
- **Avoid Harsh Chemicals:** Do not use abrasive cleaners, ammonia-based products, or silicone-based polishes, as these can damage the finish.
- **Regular Checks:** Periodically inspect all hardware and tighten any loose screws or bolts to maintain stability.

51" Large Dining Table

Ample Space for a Family of 4 to 6



Image: Features highlighting the durable tabletop and metal construction.

TROUBLESHOOTING

If you encounter any issues with your dining table, refer to the following common problems and solutions:

- **Table is Wobbly:**
Solution: Check all assembly screws and bolts. Tighten any that are loose. Ensure the table is on a flat, even surface. If the floor is uneven, use furniture levelers if available.

- **Scratches on Tabletop:**

Solution: For minor scratches, furniture repair markers or polishes designed for wood grain finishes may help. For deeper scratches, professional repair might be necessary. Always use protective mats to prevent future damage.

- **Difficulty Cleaning Stains:**

Solution: For most stains, a damp cloth with mild soap should suffice. For tougher stains, a specialized furniture cleaner for engineered wood may be used, but always test on an inconspicuous area first.

SPECIFICATIONS

Brand	Jocoevol
Model Number	B0FGXWLL9F
Product Dimensions	51"D x 31"W x 51"H
Item Weight	37.4 Pounds
Frame Material	Metal
Top Material Type	Engineered Wood (Thickened MDF)
Color	Black
Shape	Round
Seating Capacity	6
Required Assembly	Yes
Indoor/Outdoor Usage	Indoor

WARRANTY AND SUPPORT

For warranty information or customer support, please refer to the product packaging or contact Jocoevol directly through their official website or the retailer where the product was purchased. Please have your model number (B0FGXWLL9F) and purchase date available when contacting support.