

SABLUTE KM25Pro

SABLUTE KM25Pro Wireless Keyboard and Mouse Combo User Manual

Model: KM25Pro

1. INTRODUCTION

Thank you for choosing the SABLUTE KM25Pro Wireless Keyboard and Mouse Combo. This manual provides detailed instructions for setting up, operating, and maintaining your new device. Please read this manual thoroughly before use to ensure optimal performance and longevity.

Package Contents

- SABLUTE KM25Pro Wireless Keyboard
- SABLUTE Wireless Mouse
- 2.4GHz USB Receiver (Dongle)
- USB-C Charging Cable
- USB-A to USB-C Adapter



The complete SABLUTE wireless keyboard and mouse combo, featuring a full-size keyboard with integrated phone/tablet holder, an ergonomic mouse, and a 2.4GHz USB receiver with a Type-C adapter.

2. SETUP INSTRUCTIONS

Initial Charging

Before first use, it is recommended to fully charge both the keyboard and mouse.

- Connect the USB-C charging cable to the charging port on the keyboard and mouse.
- Plug the other end into a USB power source (e.g., computer USB port, wall adapter).
- The keyboard has a 4000mAh battery, providing up to two weeks of use on a single charge. The mouse has a 750mAh battery, offering extended usage. Full charging typically takes 8 hours.

2X Longer Rechargeable Battery

Up to 2 weeks per charge • Fewer charges

4000mAh



2Mins
Auto-sleep



400H
Using time (Back off)



8H
Charge

The SABLUTE keyboard features a 4000mAh rechargeable battery, offering significantly longer usage time compared to standard 2000mAh keyboards. The mouse has a 750mAh battery for extended use.

Connecting the Devices

1. Locate the 2.4GHz USB receiver. It is often stored in a compartment on the mouse.
2. Plug the USB receiver into an available USB port on your computer. If your computer only has USB-C ports, use the provided USB-A to USB-C adapter.
3. Turn on the keyboard and mouse using their respective power switches.
4. The devices should automatically connect to your computer. No additional drivers are typically required for Windows or macOS.

Operating System Switching

The keyboard supports both Windows and Mac operating systems. To switch between modes:

- For **Windows** mode: Press **Fn + Q**.
- For **Mac** mode: Press **Fn + W**.

3. OPERATING INSTRUCTIONS

Keyboard Features

Backlight Control

The keyboard features 7-color backlighting with adjustable brightness.

- To turn the backlight on/off: Press **Fn + PrtSc**.
- To switch backlight color: Press **Fn + ScrLk**.
- To adjust brightness (3 levels): Press **Fn + Up Arrow** (increase) or **Fn + Down Arrow** (decrease).

Note: The key legends have limited transparency. Under certain angles, the backlight may appear slightly dim or characters may look blurred. This design protects legends from wear and ensures durability.

Typing Experience

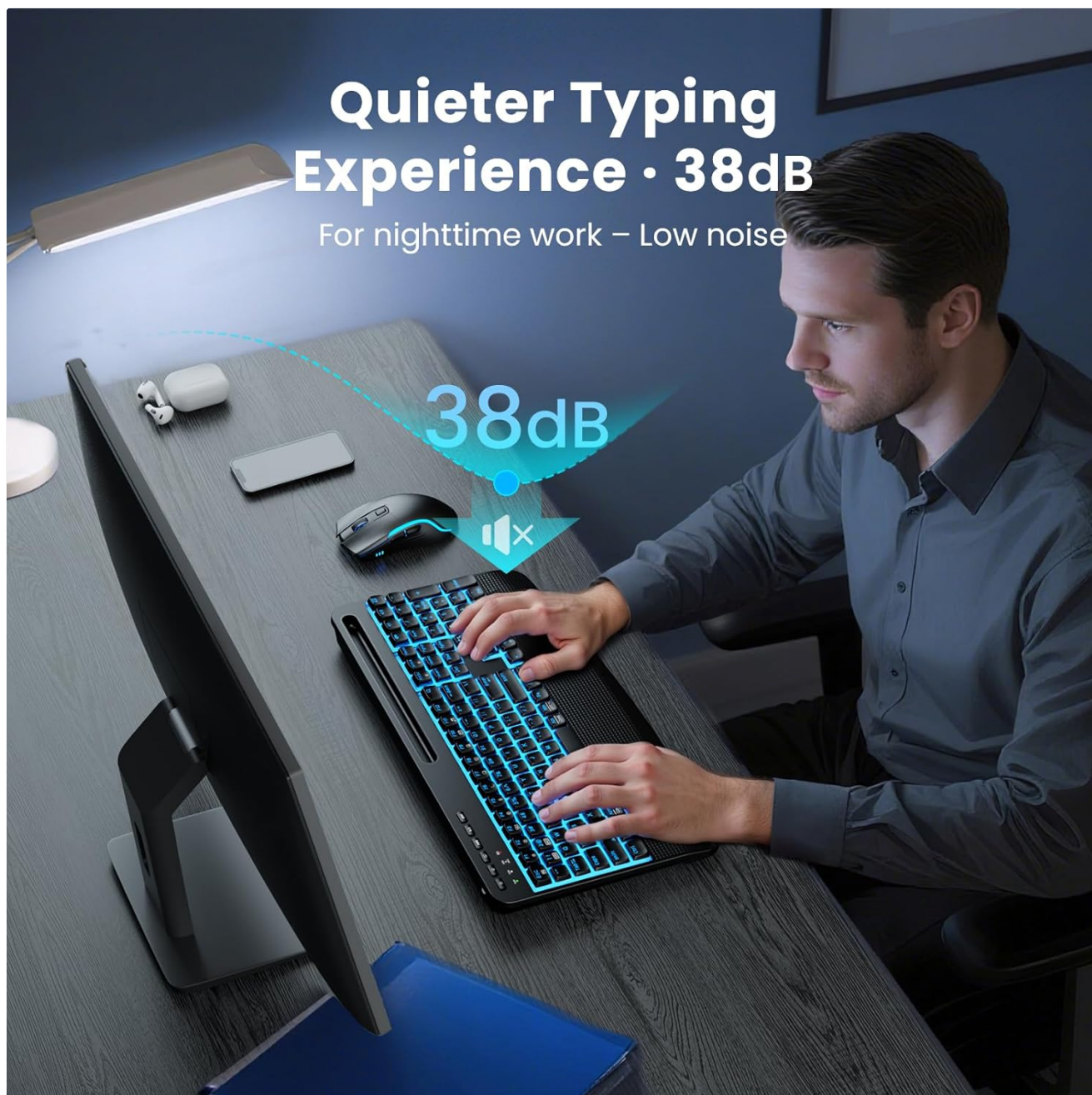
The keyboard is designed for a soft and silent typing experience, utilizing scissor-switch keys that produce noise levels as low as 38dB.

Soft-Touch Typing All-Day Comfort

Cloud-like soft keys with smooth rebound for effortless typing.



The keyboard utilizes scissor-switch keys for a soft, smooth, and quiet typing experience, similar to a premium laptop keyboard.



Enjoy a quiet typing experience with the SABLUTE keyboard, producing noise levels as low as 38dB, ideal for shared workspaces or late-night use.

Ergonomic Design and Phone Holder

The keyboard features an oversized palm rest and dual adjustable tilt legs (6° and 10°) to enhance comfort and reduce wrist strain. A built-in stand accommodates smartphones and iPad Mini devices (note: not for phone cases over 0.59 inches thick).

Ergonomic Comfort, All Day Long

Long-time work – Reduced wrist pressure



Experience enhanced comfort with the SABLUTE keyboard's oversized palm rest and dual adjustable tilt legs (6° and 10°), designed to reduce wrist strain during prolonged use.

Multimedia and Hotkeys

The keyboard includes dedicated multimedia keys and function hotkeys for quick access to common tasks:

- Media Controls: Play/Pause, Previous Track, Next Track.
- Volume Controls: Mute, Volume Down, Volume Up.
- Quick Access: Search, Email, Web Browser, Calculator, Sleep.

Mouse Features

DPI Adjustment

The mouse offers adjustable DPI settings for precise cursor control. Press the DPI button on top of the mouse to cycle through 800, 1200, and 1600 DPI.

RGB Lighting

The mouse features dynamic RGB lighting with an auto-cycling glow. A switch on the bottom allows you to turn the lighting on or off to conserve battery.



The ergonomic mouse features dynamic RGB lighting with an auto-cycling glow and adjustable DPI settings (800, 1200, 1600) for precise control.

4. MAINTENANCE

Cleaning

- To clean the keyboard and mouse, power them off first.
- Use a soft, damp cloth to wipe down the surfaces. Avoid using harsh chemicals or abrasive materials.
- For dust and debris between keys, use compressed air.

Battery Care

- To prolong battery life, turn off the keyboard and mouse when not in use.
- The devices feature an auto-sleep function to conserve power during periods of inactivity.

- Recharge the devices when the battery indicator shows low power.

5. TROUBLESHOOTING

Connection Issues

- **Device not responding:** Ensure both the keyboard and mouse are powered on and fully charged.
- **No connection:** Try unplugging and re-inserting the USB receiver into a different USB port.
- **Interference:** Move the devices closer to the USB receiver or away from other wireless devices that might cause interference.

Backlight Problems

- **Backlight not working:** Ensure the keyboard is charged. Press **Fn + PrtSc** to toggle the backlight.
- **Incorrect color/brightness:** Use **Fn + ScrLk** to change color and **Fn + Up/Down Arrow** to adjust brightness.

Typing/Mouse Lag

- **Delayed input:** Check battery levels and ensure the USB receiver is not obstructed.
- **Mouse cursor erratic:** Clean the mouse sensor. Adjust DPI settings if sensitivity is too high or low.

6. SPECIFICATIONS

Model Number	KM25Pro
Product Dimensions	16.85 x 8.46 x 1.38 inches
Item Weight	2.2 pounds
Keyboard Battery	4000mAh Lithium Metal (included)
Mouse Battery	750mAh Lithium Metal (included)
Connectivity Technology	2.4GHz Wireless (USB Receiver)
Special Features	Backlit, Ergonomic, Phone Holder, Rechargeable, Wrist Rest
Compatible Devices	Gaming Console, Laptop, Personal Computer, Projector, Tablet
Keystroke Durability	10 Million Keystrokes

7. WARRANTY AND SUPPORT

The SABLUTE KM25Pro Wireless Keyboard and Mouse Combo comes with a 30-day return policy and a 1-year replacement warranty.

For technical support or warranty claims, please contact SABLUTE customer service through the retailer where the product was purchased or visit the official SABLUTE website for contact information.

8. PRODUCT VIDEOS

Full Product Demo, Quiet Scissor-Switch Keyboard Mouse Combo

Your browser does not support the video tag.







This video provides a comprehensive demonstration of the SABLUTE KM25Pro Wireless Keyboard and Mouse Combo, highlighting its quiet scissor-switch keys and overall functionality.

Overview - Silent Keyboard with Scissor-Switch & Mouse

Your browser does not support the video tag.

An overview video showcasing the silent operation and key features of the SABLUTE KM25Pro keyboard and mouse, emphasizing the scissor-switch technology.

Related Documents - KM25Pro

	Sablute Wireless Keyboard and Mouse Combo User Manual User manual for the Sablute 2.4G Wireless Keyboard and Mouse Combo, detailing setup, features, LED indicators, charging instructions, troubleshooting, and FAQs. Includes product specifications and compatibility information.
	Sablute KMA1 Pro Wireless Keyboard and Mouse Combo User Manual User manual for the Sablute KMA1 Pro Wireless Keyboard and Mouse Combo, detailing Bluetooth connection, mode switching, product functions, specifications, and customer support information.
	Sablute CK23 Wireless Keyboard and Mouse Combo User Manual Comprehensive user manual for the Sablute CK23 wireless keyboard and mouse combo, including setup instructions, frequently asked questions, product specifications, and FCC compliance information.
	Sablute KM41 Pro Wireless Keyboard Combo User Manual User manual for the Sablute KM41 Pro 2.4GHz wireless keyboard and mouse combo. Includes setup instructions, shortcut key functions, LED indicator explanations, troubleshooting tips, and technical specifications.
	Sablute Wireless Keyboard Combo User Manual User manual for the Sablute Wireless Keyboard Combo (MA31), including setup instructions, function descriptions, troubleshooting tips, and FCC compliance information.
	Sablute Wireless Keyboard Combo User Manual User manual for the Sablute Wireless Keyboard Combo (MA41), including setup instructions, troubleshooting, product specifications, and FCC compliance information.