

## Android Generic Android Tablet

# Android Tablet User Guide: A Step-by-Step Manual for Beginners

Your comprehensive guide to mastering Android tablets.

## INTRODUCTION TO YOUR ANDROID TABLET GUIDE

This manual is designed for new Android tablet users, including beginners, seniors, and first-time users. It provides clear, step-by-step instructions to help you understand and confidently use your Android-powered device. Whether you own a Samsung Galaxy Tab, Lenovo tablet, or any other Android tablet, this guide covers essential functions from basic setup to advanced usage tips.

The goal of this guide is to demystify Android tablets, offering a jargon-free approach to help you navigate your device, utilize its features, and maintain its performance effectively.

# Android Tablet User Guide

**The Step-by-Step Manual for Beginners on  
How to Master Android  
Tablets: Learn How to Set Up, Navigate,  
Customize, and Use Apps**



*Image: Front cover of the "Android Tablet User Guide" book. This image displays the title prominently with a graphic of a hand interacting with a tablet that features the Android robot logo.*

## 1. INITIAL SETUP AND CONFIGURATION

This section details the process of setting up your Android tablet for the first time, ensuring a smooth start to your user experience.

## 1.1 Powering On and Initial Boot

Press and hold the power button, typically located on the side or top edge of your tablet, until the screen illuminates and the Android logo appears. The initial boot process may take a few moments.

## 1.2 Connecting to Wi-Fi

1. On the welcome screen, select your preferred language.
2. Tap "Start" or "Next" to proceed.
3. A list of available Wi-Fi networks will appear. Select your home network.
4. Enter the Wi-Fi password (network key) and tap "Connect".
5. Once connected, the tablet will indicate a successful connection.

## 1.3 Google Account Setup

A Google account is essential for downloading apps, syncing data, and accessing Google services.

- If you have an existing Google account, enter your email and password.
- If you do not have one, select "Create account" and follow the on-screen prompts to set up a new one.
- Review and accept the terms of service and privacy policy.

## 1.4 Setting a Screen Lock

Protect your tablet and personal data by setting a screen lock.

1. During setup, you will be prompted to choose a screen lock method (PIN, Pattern, Password, Fingerprint, or Face Unlock, depending on your tablet model).
2. Select your preferred method and follow the instructions to configure it.
3. Remember your chosen lock method for future access.

# 2. BASIC OPERATION AND NAVIGATION

---

Understand how to navigate your tablet's interface and perform common tasks.

## 2.1 The Home Screen

The Home screen is your tablet's central hub. It displays app icons, widgets, and provides quick access to frequently used features. You can customize it by adding or removing icons and widgets.

## 2.2 Navigating with Gestures

- **Swipe:** Move your finger across the screen to scroll through pages, lists, or content.
- **Tap:** A quick touch to open apps, select items, or confirm actions.
- **Long Press:** Press and hold your finger on an item to reveal additional options or move icons.
- **Pinch-to-Zoom:** Place two fingers on the screen and spread them apart to zoom in, or bring them together to zoom out.

## 2.3 The Notification Panel and Quick Settings

Swipe down from the top of the screen to access the Notification Panel, where you can view alerts and messages. Swipe down again to reveal Quick Settings, allowing you to toggle Wi-Fi, Bluetooth, screen brightness, and other common settings.

## 2.4 Browsing the Web

Open the Chrome browser (or your preferred browser app) from the Home screen or App Drawer. Type a website address into the address bar or use the search bar to find information online.

## 3. USING AND MANAGING APPLICATIONS

---

Learn how to download, use, and manage applications on your Android tablet.

### 3.1 Downloading Apps from the Google Play Store

1. Tap the "Play Store" icon on your Home screen or in the App Drawer.
2. Use the search bar to find specific apps or browse categories.
3. Tap on an app to view its details, then tap "Install" to download and install it.
4. Some apps may require permissions; review them before accepting.

### 3.2 Essential Apps for Communication and Entertainment

- **Video Calls:** Apps like Google Meet, Zoom, or Skype allow you to connect with others visually.
- **Messaging:** Google Messages, WhatsApp, or other messaging apps for text communication.
- **Email:** The Gmail app is pre-installed and allows you to manage your emails.
- **Entertainment:** YouTube for videos, Netflix/Hulu for streaming, Spotify/Pandora for music, and various gaming apps.

### 3.3 Customizing Your Tablet

Personalize your tablet experience through settings:

- **Wallpaper:** Change your Home screen and lock screen backgrounds.
- **Widgets:** Add interactive widgets to your Home screen for quick information (e.g., weather, calendar).
- **Sound & Display:** Adjust volume, notification sounds, screen brightness, and font size.

## 4. MAINTENANCE AND PERFORMANCE TIPS

---

Keep your tablet running smoothly and extend its lifespan with these maintenance guidelines.

### 4.1 Managing Storage

- Go to **Settings > Storage** to see what is using space.
- Uninstall unused apps.
- Clear cache data for apps.
- Move photos and videos to cloud storage or an external SD card (if supported).

### 4.2 Extending Battery Life

- Reduce screen brightness.

- Turn off Wi-Fi, Bluetooth, and GPS when not in use.
- Close background apps.
- Enable battery saver mode.

## 4.3 Software Updates

Regularly check for and install software updates (**Settings > System > System update**) to ensure your tablet has the latest features and security patches.

# 5. ONLINE SAFETY AND DATA PROTECTION

---

Protect your personal information and ensure a secure online experience.

- **Strong Passwords:** Use unique and complex passwords for your accounts.
- **Two-Factor Authentication (2FA):** Enable 2FA wherever possible for added security.
- **App Permissions:** Review app permissions carefully before granting access to your data.
- **Public Wi-Fi:** Exercise caution when using public Wi-Fi networks; avoid sensitive transactions.
- **Back Up Data:** Regularly back up your important photos, documents, and contacts to cloud services (like Google Drive) or an external device.

# 6. TROUBLESHOOTING COMMON ISSUES

---

This section addresses common problems you might encounter and provides solutions.

## 6.1 Tablet Not Responding

If your tablet freezes, press and hold the power button for about 10-15 seconds until it restarts. This performs a force reboot.

## 6.2 Apps Crashing or Not Opening

- **Restart the App:** Close the app completely and reopen it.
- **Clear Cache:** Go to **Settings > Apps > [App Name] > Storage > Clear Cache**
- **Update App:** Check the Google Play Store for app updates.
- **Reinstall App:** Uninstall and then reinstall the problematic app.

## 6.3 Wi-Fi Connectivity Problems

- **Toggle Wi-Fi:** Turn Wi-Fi off and on again from Quick Settings.
- **Restart Router:** Power cycle your Wi-Fi router.
- **Forget Network:** Go to **Settings > Network & internet > Wi-Fi**, tap on your network, and select "Forget". Then reconnect.

# 7. PRODUCT SPECIFICATIONS (GUIDE INFORMATION)

---

This section provides details about this user guide itself, as a reference document.

Attribute	Detail
ASIN	B0FGX44SRP
Publisher	Independently published
Publication Date	July 6, 2025
Language	English
Print Length	173 pages
ISBN-13	979-8291241110
Item Weight	11.4 ounces
Dimensions	6 x 0.39 x 9 inches

## Unlock the Full Power of Your Android Tablet — No Tech Skills Needed!

Whether you're brand new to tablets or just want a simpler way to understand them, this easy-to-follow guide is the perfect companion for everyday users, seniors, and absolute beginners.

Inside, you'll learn how to set up your tablet, connect to Wi-Fi, download apps, customize settings, and stay safe online—with clear instructions and no confusing jargon. From video calls with loved ones to exploring apps for creativity, productivity, and fun—you'll quickly gain the confidence to use your tablet like a pro.

### Simple. Friendly. Empowering.

This book will help you:

- Navigate your tablet with ease
- Solve common problems on your own
- Use apps for learning, entertainment, and connection
- Keep your data safe and backed up
- Get the most out of your device—every single day







If you've ever felt overwhelmed by technology, this is the guide that changes everything.



Image: Back cover of the "Android Tablet User Guide" book. This image provides a summary of the book's content and benefits, along with the ISBN barcode.

## 8. ADDITIONAL RESOURCES

This guide includes a bonus chapter on recommended free applications to enhance your tablet experience. Explore these suggestions to discover useful tools and entertainment options.

	<p><a href="#">Android Interface Instruction: User Manual for Car Multimedia Systems</a></p> <p>Comprehensive user manual for the Android interface in car multimedia systems, covering setup, functions, troubleshooting, and maintenance. Learn to use navigation, media playback, Bluetooth, and more.</p>
	<p><a href="#">Android 5.0 Compatibility Definition - Technical Specification</a></p> <p>This document outlines the essential requirements for devices to achieve compatibility with Android 5.0, covering software, hardware, performance, and security standards for developers and manufacturers.</p>
	<p><a href="#">Android 7.1 System User Manual</a></p> <p>User manual for the Android 7.1 System car infotainment unit, covering features, settings, and troubleshooting.</p>
	<p><a href="#">Android System Vehicle Multimedia User Manual</a></p> <p>Comprehensive user manual for the Android System Vehicle Multimedia Audio &amp; Video Series, covering installation, basic operations, system settings, radio, DVD, Bluetooth, USB, DVR, file management, software installation, GPS navigation, steering wheel control, wiring, and troubleshooting.</p>
	<p><a href="#">Tablet Instructions: User Guide for Android 12 Device</a></p> <p>This user manual provides comprehensive instructions for operating your Android 12 tablet. It covers general information, device features, getting started, network connectivity, touch screen interaction, application usage, and important safety and regulatory information.</p>
	<p><a href="#">Istruzioni per Android Car Media Player SHA16/23</a></p> <p>Guida completa alle istruzioni, installazione, cablaggio, funzioni e parametri per l'autoradio Android Car Media Player modello SHA16/23. Include dettagli su Carplay, Android Auto, navigazione offline e dispositivi supportati.</p>