

Doubc S29

Doubc S29 Sleep Earbuds User Manual

Model: S29

1. PRODUCT OVERVIEW

The Doubc S29 Sleep Earbuds are designed for comfort and high-quality audio, especially for side sleepers. Featuring Bluetooth 5.4 connectivity, adaptive noise cancellation, and a lightweight design, these earbuds provide an immersive audio experience.



Image: Doubc S29 Sleep Earbuds in their charging case, displaying 100% battery on the LED screen.

2. PACKAGE CONTENTS

Please verify that all items are present in your package:

- Doubc S29 Sleep Earbuds (Left and Right)
- Charging Case
- USB-C Charging Cable
- Ear Cushions (various sizes)
- User Manual

3. SETUP

3.1 Initial Charging

Before first use, fully charge the earbuds and the charging case.

1. Place both earbuds into the charging case.
2. Connect the USB-C charging cable to the charging port on the case and to a power source.
3. The LED display on the case will indicate the charging status. A full charge takes approximately 1.5 hours.



Image: The charging case with earbuds inserted, showing the digital LED power display indicating battery levels.

3.2 Pairing with Your Device

The earbuds utilize Bluetooth 5.4 for a stable and fast connection.

1. Ensure the earbuds are charged and inside the charging case.
2. Open the charging case. The earbuds will automatically enter pairing mode.
3. On your device (smartphone, tablet, etc.), go to Bluetooth settings and enable Bluetooth.
4. Select "S29" from the list of available devices.
5. Once connected, your device will show "Connected" next to "S29". For the first pairing, you may need to manually select "S29" to connect. Subsequent connections will be automatic upon

opening the case.

Manage Your Sleep

Enjoy freedom without limitations
Long-lasting comfort and all-day noise reduction companionship



Image: A smartphone displaying successful Bluetooth pairing with the S29 earbuds, positioned next to the open charging case.

4. OPERATING INSTRUCTIONS

4.1 Wearing the Earbuds

The S29 earbuds are designed to be ultra-mini and lightweight (2.5g each) for comfortable wear, especially for side sleepers.

- Choose the ear cushions that provide the best fit and seal for your ear canal.
- Gently insert each earbud into your ear, twisting slightly until it feels secure and comfortable.

Lightweight and Portable



Image: A hand gently holding the Doubc S29 earbuds and their compact charging case, emphasizing their lightweight and portable nature.

4.2 Touch Controls

The earbuds feature touch controls for various functions:

- **Play/Pause:** Single tap on either earbud.
- **Next Track:** Hold the right earbud for 2 seconds.
- **Previous Track:** Hold the left earbud for 2 seconds.
- **Volume Up/Down:** Single tap on either earbud (functionality may vary, refer to specific diagram).
- **Answer/End Call:** Single tap on either earbud.
- **Reject Call:** Hold either earbud for 2 seconds.
- **Activate Voice Assistant:** Triple tap on either earbud.



Image: A visual guide to the touch controls on the S29 earbuds, detailing actions for calls, music playback, volume adjustment, and activating sleep mode.


4.3 Sleep Mode

The S29 features an exclusive sleep mode to prevent accidental touches during sleep.


- **Activate Sleep Mode:** Five clicks on either earbud.
- **Deactivate Sleep Mode:** Five clicks on either earbud.
- When sleep mode is active, all touch controls are disabled.

Doubc S29


PROVIDE YOU WITH HD CALL & MUSIC



45H
PLAYTIME



5.4
BLUETOOTH



LED DIGITAL
DISPLAY

Image: A visual representation of the S29 earbuds' sleep mode, showing a person sleeping peacefully with an earbud, highlighting its snug fit and noise-blocking capabilities.

4.4 Sound Quality and Noise Cancellation

The S29 earbuds offer superior 3D Hi-Fi deep bass stereo and ENC (Environmental Noise

Cancellation) technology.

- Low-distortion composite dynamic drivers provide powerful bass.
- ENC noise cancellation reduces ambient noise by up to 90% for clearer audio and calls.



Image: A technical diagram explaining how the S29 earbuds achieve high-resolution sound and smooth calls through external noise reduction and intelligent noise cancellation.

5. MAINTENANCE

5.1 Cleaning

Regular cleaning helps maintain optimal performance and hygiene.

- Gently wipe the earbuds and charging case with a soft, dry, lint-free cloth.
- Remove ear cushions and clean them with mild soap and water, then dry thoroughly before reattaching.
- Use a dry cotton swab to carefully clean the charging contacts on both the earbuds and the case.

5.2 Water Resistance

The S29 earbuds are IP7 waterproof, meaning they are protected against immersion in water up to 1 meter for up to 30 minutes.

- They are resistant to light rain, accidental splashes, and sweat.
- Do not intentionally submerge them for extended periods or expose them to high-pressure water jets.
- Ensure earbuds are dry before placing them back in the charging case to prevent damage.



Image: The S29 earbuds and charging case depicted with water droplets, signifying their IPX7 waterproof capability against light rain, splashes, and sweat.

6. TROUBLESHOOTING

6.1 Earbuds Not Pairing

- Ensure both earbuds are charged.
- Turn off and then turn on Bluetooth on your device.

- Delete "S29" from your device's Bluetooth history and attempt to re-pair.
- Place earbuds back in the case, close the lid, wait a few seconds, then open to re-initiate pairing mode.

6.2 No Sound or Low Volume

- Check the volume level on both your device and the earbuds.
- Ensure earbuds are properly connected to your device.
- Clean any debris from the earbud speaker mesh.

6.3 Charging Issues

- Verify the USB-C cable is securely connected to both the case and the power source.
- Ensure the charging contacts on the earbuds and inside the case are clean and free of obstruction.
- Try a different USB-C cable or power adapter.

6.4 Accidental Touch During Sleep

- Activate the dedicated Sleep Mode by performing five clicks on either earbud. This disables touch controls.

7. SPECIFICATIONS

Feature	Specification
Model Name	S29
Connectivity	Bluetooth 5.4
Earbud Battery Life	Up to 6 hours (single charge)
Total Playtime (with case)	Up to 42 hours
Charging Time	Approx. 1.5 hours
Water Resistance	IP7
Earbud Weight	2.5g (each)
Noise Control	Adaptive Noise Cancellation, ENC Noise Cancellation
Audio Driver Size	13 mm
Bluetooth Range	Up to 15 meters
Control Type	Touch Control

8. WARRANTY AND SUPPORT

8.1 Warranty Information






Please refer to the product packaging or the official Doubc website for detailed warranty information. Typically, products come with a limited manufacturer's warranty covering defects in materials and workmanship.

8.2 Customer Support

For technical assistance, warranty claims, or other inquiries, please contact Doubc customer support through their official website or the contact information provided with your purchase.

© 2025 Doubc. All rights reserved.

Related Documents - S29

	<p>Doubc I22 Wireless Earbuds: Frequently Asked Questions and Specifications</p> <p>Comprehensive FAQ for Doubc I22 wireless earbuds. Covers reset procedures, sound quality (10mm dynamic speaker, CVC 8.0), charging issues, Bluetooth 5.1 connectivity, Siri integration, battery life (5-8 hours playback, 50 hours total), earhook design, eartips, TV pairing, call quality, and IPX7 waterproof rating.</p>
	<p>S29 Wireless Charger, Bluetooth Speaker, and LED Lamp User Manual</p> <p>Comprehensive user manual for the S29 Multifunctional Wireless Charger, Bluetooth Speaker, and LED Lamp. Learn about its features, operation methods for clock, alarm, Bluetooth, and radio functions, specifications, and important attention points.</p>
	<p>S29</p> <p>S29 FCC</p>
	<p>S29 Wireless Bluetooth Earphones User Manual Dongguan Huien Electronic Technology</p> <p>Quick start guide and instructions for S29 wireless Bluetooth earphones by Dongguan Huien Electronic Technology. Learn how to charge, pair, operate, and reset your earbuds.</p>
	<p>WorldWEIGH Portion Washdown Scales Instruction Manual - Model S29 Series</p> <p>This instruction manual provides comprehensive details for WorldWEIGH Portion Washdown Scales, Model S29 Series. It covers essential precautions, introduction, specifications, installation, parts description, operation, parameters, calibration, error codes, and replacement parts for models S29-6, S29-12, S29-30, and S29-60.</p>