

Manuals+

[Q & A](#) | [Deep Search](#) | [Upload](#)

Manuals.plus /

› [Vinsa](#) /

› Vinsa T605 Graphics Drawing Tablet User Manual

Vinsa T605

Vinsa T605 Graphics Drawing Tablet User Manual

Model: T605

1. INTRODUCTION

Thank you for choosing the Vinsa T605 Graphics Drawing Tablet. This manual provides essential information for setting up, operating, and maintaining your device. Please read it thoroughly to ensure optimal performance and a smooth creative experience.

2. PRODUCT OVERVIEW

2.1 Key Features

- **Professional Graphic Tablet:** Features a 170x107mm (6.7"x 4.2") active area, providing ample space for creative work.
- **Tilt Balance System:** Accurately senses the tilt angle of the stylus, enhancing drawing precision.
- **High Reading Rate:** A 330 PPS (Points Per Second) ultra-high reading rate ensures smooth, lag-free lines.
- **8192 Pressure Levels:** The professional pressure-sensing pen captures subtle changes in pressure, allowing for varied line thickness and opacity.
- **Battery-Free Stylus:** The passive digital pen requires no batteries or charging, offering continuous use and an ergonomic design for comfortable grip.
- **Customizable Shortcut Keys:** Equipped with 6 physical shortcut keys that can be programmed for frequently used commands, improving workflow efficiency.
- **Wide Compatibility:** Supports Windows, macOS, and Android operating systems.

2.2 Package Contents

Verify that all items listed below are included in your package:


Packing List



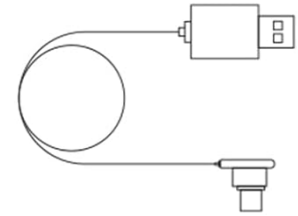
Graphic Tablet



Battery-free
EMR Pen



Nibs*8



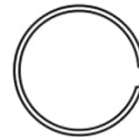
USB-A to USB-C Cable



User Guide



USB-C
OTG Adapter



Nib Tweezer



Pen Holder

Image: Contents of the Vinsa T605 Graphics Drawing Tablet package. It includes the graphic tablet, a battery-free EMR pen, a USB-A to USB-C cable, 8 replacement nibs, a user guide, a USB-C OTG adapter, a nib tweezer, and a pen holder.

- 1 x Vinsa T605 Graphics Drawing Tablet
- 1 x Battery-free EMR Pen
- 1 x USB-A to USB-C Cable
- 8 x Replaceable Nibs
- 1 x Nib Tweezer
- 1 x USB-C OTG Adapter
- 1 x Pen Holder
- 1 x User Manual

3. SETUP

3.1 Driver Installation

1. **Download Driver:** Visit the official Vinsa website (or the provided URL in the user guide) to download the latest driver compatible with your operating system (Windows, macOS).
2. **Uninstall Previous Drivers:** If you have other tablet drivers installed, uninstall them before proceeding to avoid conflicts.
3. **Install Driver:** Run the downloaded installer and follow the on-screen instructions.
4. **Restart Computer:** After installation, restart your computer to ensure the driver is properly loaded.

3.2 Connecting the Tablet

- **For Computers (Windows/macOS):** Connect the tablet to your computer using the provided USB-A to USB-C cable. Plug the USB-C end into the tablet and the USB-A end into an available USB port on your computer.
- **For Android Devices:** Use the included USB-C OTG adapter. Connect the tablet to your Android phone or tablet via the USB-C OTG adapter and the USB-A to USB-C cable. Ensure your Android device supports OTG functionality.

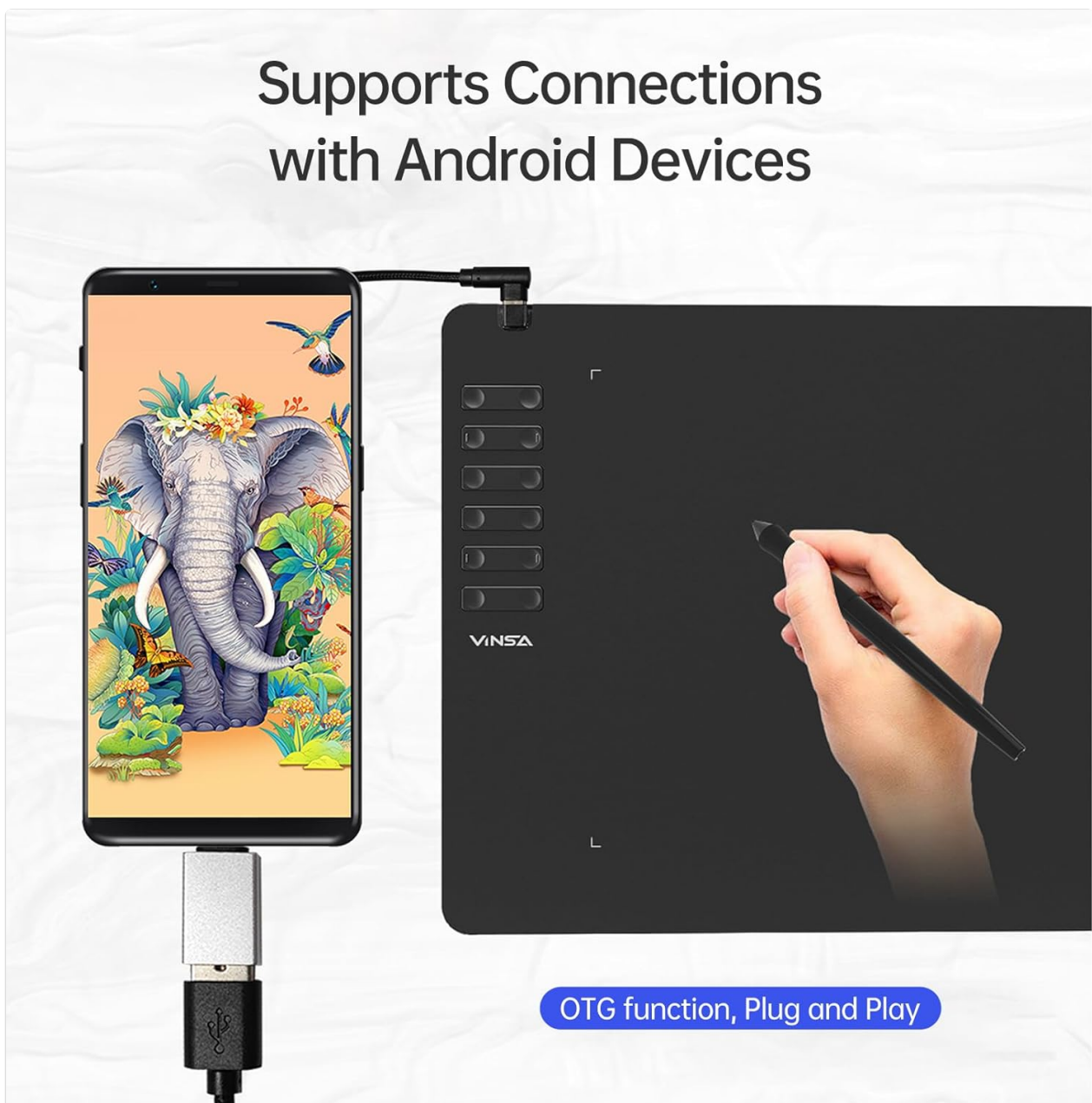


Image: The Vinsa T605 tablet connected to an Android smartphone using a USB-C OTG adapter, demonstrating its compatibility with mobile devices.

4. OPERATING INSTRUCTIONS

4.1 Basic Operation

Once connected and drivers are installed (for computer use), the tablet acts as an input device. Move the stylus across the active area of the tablet to control the cursor on your screen. The active area of the T605 is 170x107mm (6.7"x 4.2").



Image: A top-down view of a Vinsa graphics tablet, illustrating its physical dimensions and the active drawing area. Note: The image shows a larger model (T1161) for illustrative purposes of dimensions; the T605 has an active area of 170x107mm.

4.2 Using the Battery-Free Stylus

The Vinsa T605 comes with a battery-free stylus that offers precise control and a natural drawing experience.

- **Pressure Sensitivity:** The stylus supports 8192 levels of pressure sensitivity. Press harder for thicker, darker lines, and lighter for thinner, softer strokes.

8192 Levels Pen Pressure

Present the real painting effect of various brushes, and easily draw various lines



Image: A Vinsa graphics tablet with a stylus drawing lines of varying thickness and opacity, demonstrating the 8192 levels of pen pressure sensitivity.

- **Tilt Function:** The stylus supports a tilt angle of over 60 degrees, allowing for shading and brush effects similar to traditional art tools.

Tilting Balance System

simulating real paint brush



Image: A Vinsa graphics tablet with a stylus tilted at an angle, illustrating the tilt balance system that simulates a real paintbrush.

- **Stylus Buttons:** The stylus features two customizable buttons. By default, the first button acts as a right-click, and the second button can be customized (e.g., for retraction/undo). The pen tip acts as a left-click.

Battery-free Pen



8192
Pressure Level



330 PPS
Read Rate



Precise
Positioning



No Need
Battery



Image: A close-up of the Vinsa battery-free stylus, showing its ergonomic design, the two customizable buttons, and the pen tip. Labels indicate default functions like right-click and custom shortcut options.

4.3 Customizing Shortcut Keys

The Vinsa T605 tablet is equipped with 6 physical shortcut keys on the side. These keys can be customized through the tablet driver software to perform various functions, such as undo, erase, zoom in/out, or switch tools. Refer to the driver software interface for detailed customization options.

5. COMPATIBILITY

The Vinsa T605 Graphics Drawing Tablet is compatible with a range of operating systems:

- **Windows:** XP-11 and above
- **macOS:** 11.0 and above
- **Android:** 5.0 and above (requires OTG support on the device)

The tablet supports various creative software applications, including but not limited to Adobe Photoshop, Illustrator, Corel Painter, Clip Studio Paint, and more.

Wide Application



Video editing



post-toning



Industrial design



Interior design



Game modeling



Post-photographic period



Online Class



Graphic design



Hand-drawn illustration

Image: A collage illustrating the wide range of applications for the Vinsa graphics tablet, including video editing, post-toning, industrial design, interior design, game modeling, post-photographic work, online classes, graphic design, and hand-drawn illustration.

6. MAINTENANCE

- **Cleaning:** Use a soft, dry cloth to clean the tablet surface and stylus. Avoid using harsh chemicals or abrasive materials.
- **Nib Replacement:** When the stylus nib wears down, use the provided nib tweezer to gently pull out the old nib and insert a new one. Ensure the new nib is fully seated.
- **Storage:** Store the tablet and stylus in a clean, dry place away from extreme temperatures and direct sunlight.

7. TROUBLESHOOTING

Issue	Possible Solution
-------	-------------------

Issue	Possible Solution
Tablet not responding	Ensure the USB cable is securely connected. Try a different USB port. Restart your computer. Reinstall the tablet driver.
Stylus not working	Check if the nib is properly inserted. Ensure the tablet driver is installed correctly. Test the stylus on another compatible device if possible.
Pressure sensitivity not working	Verify that the tablet driver is installed and updated. Check pressure settings in the driver software and your drawing application.
Shortcut keys not functioning	Ensure the tablet driver is running. Customize or reset the shortcut key assignments in the driver software.
Android device not recognizing tablet	Confirm your Android device supports OTG functionality. Ensure the USB-C OTG adapter is correctly connected. Try restarting the Android device.

8. SPECIFICATIONS

Feature	Specification
Model	T605
Product Size	252x160x6mm
Sensing Area	170x107mm (6.7"x 4.2")
Interface Type	USB-C
Key Type	6 physical shortcut keys (customizable)
Reading Resolution	5080 LPI (Lines Per Inch)
Read Rate	330 PPS (Points Per Second)
Pressure Level	8192 Levels
Tilt Angle	>60°
Sensing Height	15mm
Compatible System	Windows XP-11, macOS 11.0+, Android 5.0+ (with OTG)
Item Weight	Approximately 324g (0.71 lbs)

9. WARRANTY AND SUPPORT

For warranty information, technical support, or service inquiries, please refer to the warranty card included in

your package or contact the retailer/manufacturer directly. Keep your purchase receipt as proof of purchase.

For the latest drivers and FAQs, please visit the official Vinsa website.