

Infinix X6870

Infinix Note 50s 5G+ User Manual

Model: X6870

1. INTRODUCTION

Welcome to the user manual for your new Infinix Note 50s 5G+. This guide provides essential information on setting up, operating, maintaining, and troubleshooting your device. The NOTE 50s 5G+ is a feature-packed smartphone designed for power, durability, and immersive experiences. It boasts a stunning 6.78" FHD+ 144Hz AMOLED display with 2160Hz touch sampling and TÜV certification for eye comfort. Powered by the MediaTek Dimensity 7300 Ultimate Processor and supported by XArena, it offers ultra-smooth gaming at up to 90 FPS, enhanced by JBL dual speakers with DTS audio. The 64MP Sony dual rear camera and 13MP selfie camera, paired with AI tools like AI Eraser, deliver exceptional photography. Its gem-cut camera design with Active Halo lighting adds both style and function. Built to last, it features MIL-STD-810H certification and IP64 rating for protection against drops, dust, and water. With a massive 5500mAh battery, 45W fast charging, and ample memory, the NOTE 50s 5G+ is ready for any challenge. Additional highlights include the updated XOS 15 interface, the One-Tap Infinix AI features like Folax and AI Writing Assistant, and robust privacy features for a complete flagship-like experience.



This image displays the Infinix Note 50s 5G+ from both the front and back, showcasing its sleek profile and the key features highlighted on the screen, including the 144Hz curved AMOLED display, 64MP Sony dual camera, and military-grade durability.

2. PACKAGE CONTENTS

Please check the box for the following items:

- Phone Case
- Power Adapter
- SIM Tray Ejector
- USB Cable

3. PRODUCT OVERVIEW

Key Features

- **SLIM 3D CURVED AMOLED DISPLAY:** Immerse yourself in stunning clarity with a 144Hz 3D Curved FHD+ AMOLED display, offering ultra-fast touch response and vibrant 10-bit color. With 1300nits peak

brightness, TUV-certified eye comfort, and Gorilla Glass 5 protection, it's as durable as it is dazzling.

- **64MP SONY AI CAMERA:** The NOTE 50s 5G+ features a 64MP Sony dual rear camera, 13MP selfie lens, and AI-powered tools for bright, flawless photos and next-level creativity.
- **UNIQUE DESIGN:** The gem-cut camera module with integrated Active Halo Lighting blends elegant design and smart functionality, lighting up for notifications, calls, charging, and photo countdowns.
- **MILITARY GRADE DURABILITY:** The NOTE 50s 5G+ is MIL-STD-810H certified and IP64 rated, built to withstand drops, dust, water, and extreme conditions for worry-free durability anywhere.
- **BEST GAMING EXPERIENCE:** Powered by the MediaTek Dimensity 7300 Ultimate and 144Hz display, the NOTE 50s 5G+ delivers ultra-smooth 90FPS gaming with XArena optimizations and immersive DTS audio.

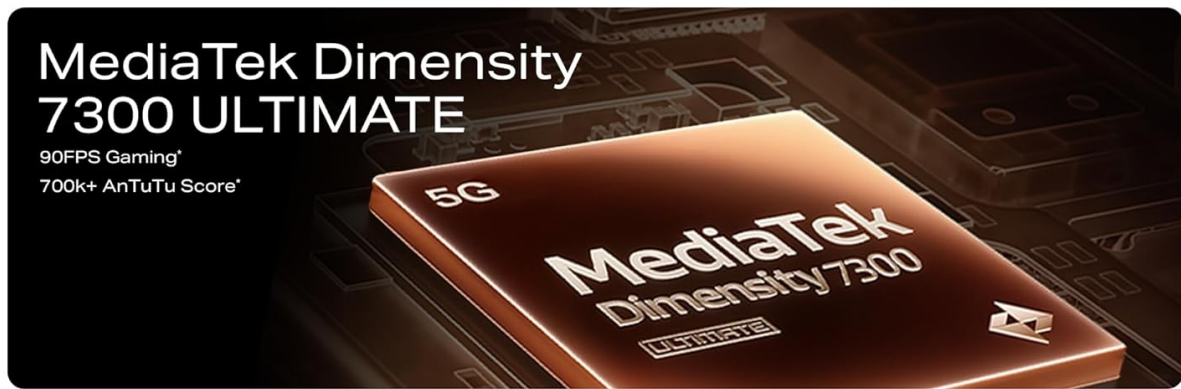
Infinix NOTE 50s 5G+



This graphic illustrates three core features of the Infinix Note 50s 5G+: its slim 144Hz 3D curved AMOLED display, its military-grade durability (MIL-STD-810H certified), and its 64MP Sony IMX682 dual camera system.

MediaTek Dimensity 7300 ULTIMATE

90FPS Gaming*
700k+ AnTuTu Score*



5500mAh
Battery Capacity

45W
Wired FastCharge

1-100%
in 60min*

09:26

Mon, Jun 3

80%

ALL-ROUND FastCharge

(Max 22W)



XOS

Infinix AI

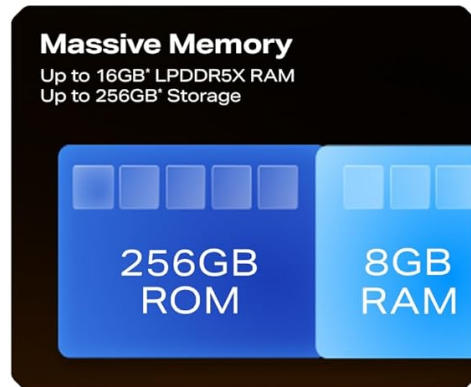


Massive Memory

Up to 16GB* LPDDR5X RAM
Up to 256GB* Storage

256GB
ROM

8GB
RAM




Dual Speakers

Sound by JBL

SOUND BY
JBL

Hi-Res
AUDIO



This graphic details the performance and power features of the Infinix Note 50s 5G+, including the MediaTek Dimensity 7300 Ultimate processor, 5500mAh battery with 45W fast charging, up to 16GB RAM and 256GB storage, and dual speakers tuned by JBL.

4. SETUP GUIDE

4.1 Initial Setup

- 1. Insert SIM Card:** Use the provided SIM tray ejector tool to open the SIM card slot. Insert your Nano-SIM card(s) and/or microSD card (if supported) into the tray, ensuring correct orientation. Close the tray securely.
- 2. Power On:** Press and hold the Power button on the side of the device until the Infinix logo appears.
- 3. Follow On-Screen Prompts:** The device will guide you through the initial setup process, including language selection, Wi-Fi connection, Google account setup, and security settings.

4.2 Charging the Device

Before first use, it is recommended to fully charge your device. Use only the original power adapter and USB cable provided with your Infinix Note 50s 5G+.

- Connect the USB cable to the power adapter.

- Plug the power adapter into a wall outlet.
- Connect the USB-C end of the cable to the charging port on your phone.
- The charging indicator will appear on the screen.

The device supports 45W wired fast charging, allowing for rapid replenishment of the 5500mAh battery.



This image demonstrates the fast charging capability of the Infinix Note 50s 5G+, featuring its 5500mAh battery and 45W wired fast charging, capable of reaching 100% in 60 minutes.

5. OPERATING INSTRUCTIONS

5.1 Display and Navigation

The Infinix Note 50s 5G+ features a 6.78-inch FHD+ 144Hz AMOLED display. Navigate the device using touch gestures: tap to select, swipe to scroll, pinch to zoom. The 144Hz refresh rate ensures smooth scrolling and fluid animations.

3D Curved

144Hz AMOLED Display

Gorilla® Glass 5
Protection

6.78" AMOLED
Cover Display

144Hz
Refresh Rate



This image focuses on the Infinix Note 50s 5G+'s 3D curved 144Hz AMOLED display, emphasizing its Gorilla Glass 5 protection and the immersive visual experience provided by the 6.78-inch screen.

5.2 Camera Usage

Your device is equipped with a 64MP Sony dual rear camera and a 13MP selfie camera. Open the Camera app to capture photos and videos. Explore various modes like Portrait, Night, and Pro mode for enhanced photography. AI tools like AI Eraser can help refine your shots.

64MP SONY

Dual Rear Camera

Sensor
IMX682

Improved
Clarity

Pro-Level
Portraits



A close-up shot of the 64MP Sony dual rear camera system, illustrating its advanced sensor (IMX682) for improved clarity and pro-level portraits.

5.3 Audio Features

Experience rich audio with the dual speakers tuned by JBL, featuring DTS audio technology. Adjust volume using the volume buttons on the side of the device. For optimal audio experience, ensure speakers are not obstructed.

5.4 Performance and Gaming

The MediaTek Dimensity 7300 Ultimate Processor, combined with XArena optimizations, provides an ultra-smooth gaming experience at up to 90 FPS. For best performance, close unnecessary background applications before launching demanding games or apps.

MediaTek

Dimensity 7300 ULTIMATE



700k+
AnTuTu Score*

90FPS*
Gaming

*T&C Apply

A detailed view of the MediaTek Dimensity 7300 Ultimate processor, highlighting its high performance for gaming with impressive benchmark scores and frame rates.

6. MAINTENANCE AND CARE

To ensure the longevity and optimal performance of your Infinix Note 50s 5G+, follow these care guidelines:

6.1 Cleaning

- Use a soft, lint-free cloth to clean the screen and body of the device.
- Avoid using harsh chemicals, abrasive cleaners, or aerosol sprays.
- Do not allow moisture to enter openings.

6.2 Durability Features

The Infinix Note 50s 5G+ is built with military-grade durability (MIL-STD-810H certified) and an IP64 rating for protection against dust and splashes. While robust, avoid intentional exposure to extreme conditions or submersion in water.

Military Grade

MIL-STD-810H Certified*



Humidity



High-Temp



Low-Temp



Shock



Altitude



*T&C Apply

An illustration of the Infinix Note 50s 5G+'s military-grade durability, certified MIL-STD-810H, showcasing its resilience against various environmental stressors like humidity, extreme temperatures, shock, and high altitude, along with its IP64 splash-proof rating.

7. TROUBLESHOOTING

If you encounter issues with your device, refer to the table below for common problems and solutions.

Problem	Possible Solution
Device does not power on	Ensure the battery is charged. Connect to the charger and wait a few minutes before attempting to power on again. If unresponsive, press and hold the Power button for 10-15 seconds to force a restart.
Screen is unresponsive	Restart the device. If the issue persists, perform a factory reset (data will be lost, back up first).
Poor battery life	Close background apps, reduce screen brightness, disable unnecessary features like Wi-Fi/Bluetooth when not in use. Check battery usage in settings to identify power-hungry apps.

Problem	Possible Solution
Cannot connect to Wi-Fi	Ensure Wi-Fi is enabled on the device. Restart your router. Forget the network and reconnect.
Camera not working	Restart the device. Clear the cache and data of the Camera app in settings. Ensure no other app is using the camera.

8. SPECIFICATIONS

Detailed technical specifications for the Infinix Note 50s 5G+:

Feature	Detail
Operating System	Android 15
Product Dimensions	16.4 x 7.5 x 0.8 cm
Item Weight	188 g
Item Model Number	X6870
Display	6.78" FHD+ 144Hz 3D Curved AMOLED
Processor	MediaTek Dimensity 7300 Ultimate
RAM Memory Installed Size	6 GB (up to 16GB with extended RAM)
Memory Storage Capacity	128 GB (up to 256GB variants available)
Rear Camera	64MP Sony Dual Rear Camera
Front Camera	13MP Selfie Camera
Battery Power Rating	5500 mAh
Charging	45W Wired FastCharge
Durability	MIL-STD-810H Certified, IP64 Rated
Audio	Dual Speakers by JBL with DTS Audio
Color	Marine Drift Blue
Country of Origin	India
Manufacturer	PADGET ELECTRONICS PRIVATE LIMITED

9. WARRANTY AND SUPPORT

Your Infinix Note 50s 5G+ comes with a standard manufacturer's warranty. Please refer to the warranty card included in your package for specific terms and conditions, including coverage period and limitations.

For technical support, service, or warranty claims, please contact Infinix customer service through their official website or the contact information provided in your product documentation. Keep your proof of purchase for

warranty validation.

© 2025 Infinix. All rights reserved.