

## Cillso IDW26

# Cillso IDW26 Smart Watch User Manual

Model: IDW26

## 1. INTRODUCTION

Thank you for choosing the Cillso IDW26 Smart Watch. This device is designed to enhance your daily life with smart features, health monitoring, and fitness tracking capabilities. This manual provides essential information for setup, operation, and maintenance to ensure optimal performance and user experience.



Image: The Cillso IDW26 Smart Watch displaying different watch faces, highlighting its versatility.

## 2. WHAT'S IN THE BOX

Please verify that all items are present in your package:

- 1x Cillso IDW26 Smart Watch
- 1x Type-C Magnetic Charging Cable
- 1x User Manual

## Product Packing

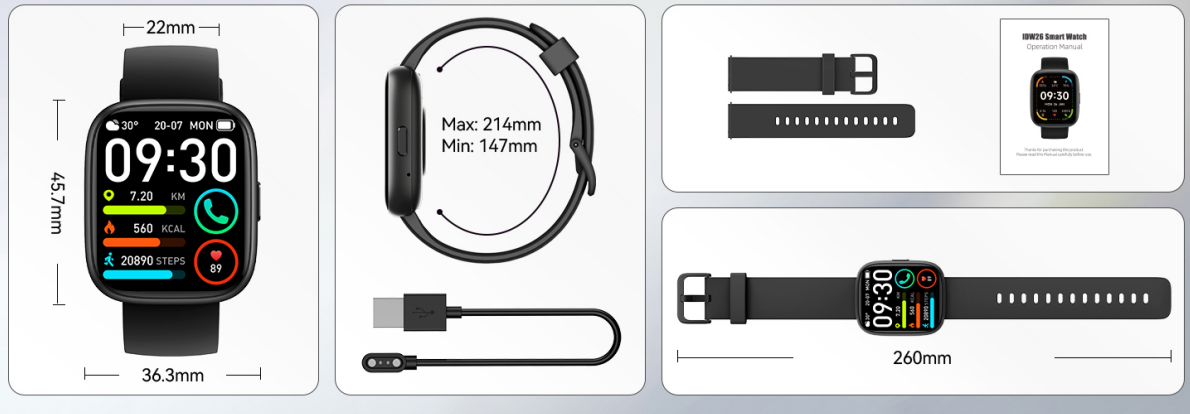


Image: A visual representation of the smart watch, charging cable, and user manual included in the product packaging.

## 3. SETUP GUIDE

### 3.1 Initial Charging

Before first use, fully charge your Cillso IDW26 Smart Watch. Connect the magnetic charging cable to the charging contacts on the back of the watch and plug the USB-A end into a standard USB power adapter (not included). A full charge typically takes approximately 1.5 to 2 hours.

### 3.2 App Installation

To unlock the full functionality of your smart watch, download and install the **VeryFit** application on your smartphone. The app is compatible with iOS 9.0+ and Android 5.0+ devices.

1. Scan the QR code provided in the manual or on the watch screen, or search for "VeryFit" in your phone's app store (App Store for iOS, Google Play Store for Android).
2. Download and install the application.
3. Open the VeryFit app and follow the on-screen instructions to create an account or log in.

### 3.3 Device Pairing

Follow these steps to pair your smart watch with your smartphone via the VeryFit app:

1. Ensure your phone's Bluetooth is enabled.
2. Open the VeryFit app. Navigate to the 'Device' section and select 'Add Device'.
3. The app will search for nearby devices. Select 'IDW26' from the list.
4. Confirm the pairing request on both your phone and the smart watch.
5. Allow the app to receive notifications when prompted to ensure message alerts are displayed on your watch.



Image: A visual guide demonstrating the pairing process between the smart watch and a smartphone through the VeryFit application.

For further assistance with app installation or pairing, you can visit the official support page:

<https://t.ido.ink/eAriku>

## 4. OPERATING INSTRUCTIONS

### 4.1 Display and Customization

The Cillso IDW26 features a 1.83-inch HD touchscreen with a resolution of 320x385 pixels. Swipe across the screen to navigate through menus and functions. The brightness can be adjusted to four levels for optimal visibility in various lighting conditions.

# 1.83-inch HD Screen

1.83-inch HD screen delivers vividly clear details with professional sharp display technology



Image: The 1.83-inch HD screen of the smart watch, showcasing its clarity and vibrant display. You can personalize your watch face through the VeryFit app, choosing from over 130 stylish designs or creating custom ones using your own photos.



Image: Examples of personalized watch faces and the app interface for customization.

## 4.2 Bluetooth Calling and Message Notifications

With its built-in microphone and speaker, the IDW26 allows you to make and answer calls directly from



your wrist when connected to your smartphone via Bluetooth 5.3. You can also view call history and access contacts.

## Bluetooth Call

With a built-in microphone and speaker, you can keep your calls clear whether you're in a work meeting or on the move




-  Contact
-  Answer and make calls
-  Call history



Image: Demonstrating the Bluetooth call function on the smart watch.

Enable message notifications in the VeryFit app to receive alerts from various social media platforms (e.g., Facebook, Twitter, WhatsApp, Instagram) directly on your watch. The watch will vibrate to notify you of incoming messages.

## Message Notification

Smartwatch provides instant vibrating alerts for social media notifications. Simply lift your wrist to view messages




Image: The smart watch showing a message notification and icons of supported social media applications.

### 4.3 Built-in Alexa Voice Control

The IDW26 integrates Amazon Alexa, allowing for hands-free voice commands. Speak to your watch to get news, weather updates, set reminders, control smart home devices, and manage music playback.

## Built-in AI Voice Assistant

Use the built-in AI voice assistant on your smartwatch to check the weather, play music, ask questions, and do more – all with just your voice!

May I call you later ?

Weather today ?

What time is it?




Image: A user utilizing the built-in Alexa voice assistant on the smart watch.

### 4.4 Health Monitoring


The smart watch is equipped with a high-precision optical sensor (LC10A) for continuous health tracking:

- **Heart Rate Monitoring:** 24-hour real-time heart rate tracking to help you monitor your cardiovascular health.
- **Sleep Monitoring:** Analyzes sleep patterns, identifying deep sleep, light sleep, and awake phases to provide insights for improving sleep habits.
- **Blood Oxygen (SpO2) Tracking:** Monitors blood oxygen levels for wellness insights.
- **Breath Training:** Guides you through breathing exercises with gentle vibrations and visual cues to promote relaxation.


## 24/7 Health Monitoring




**Heart Rate**  
Continuous monitoring for complete heart health



**Sleep**  
Monitor all sleep stages. Understand your sleep quality



**Blood Oxygen**  
Track day-night SpO2 for essential wellness insights



**Breath Training**  
Gentle vibrations and visual cues guide your breathing

Image: Overview of the 24/7 health monitoring features including heart rate, sleep, blood oxygen, and breath training.

### 4.5 Sports Modes and Activity Tracking

The IDW26 supports over 120 professional sports modes, covering a wide range of indoor and outdoor activities. It accurately tracks steps, distance, calories burned, and workout duration, providing detailed exercise data to help you analyze performance and optimize training plans.

# 120+ Sports Modes



24h activity tracking



120+ Sports Modes



More detailed exercise data



Image: Visuals demonstrating the 120+ sports modes and comprehensive activity tracking features.

## 4.6 Other Functions

The smart watch includes several practical features:

- Alarm Clock
- Stopwatch
- Timer
- Phone Locator
- Camera Control (remote shutter)
- Music Control (play/pause, skip tracks)
- Weather Forecast





5-7 Days Battery Life

30 Days Standby Time

2 Hrs Charging Time



Camera Control



Call



Find Phone



Clock



Stress



Weather Forecast



Alarm Clock



Music Control



Image: The smart watch's multi-functionality, including battery life and various utility features.


## 5. MAINTENANCE

### 5.1 Water Resistance

The Cillso IDW26 Smart Watch has an IP68 water resistance rating. This means it is resistant to sweat, rain, and can be worn during handwashing. **It is not suitable for swimming, diving, or hot showers, as steam and high water pressure can damage the device.**



# Personalize Beyond Limits



## IP68 Waterproof



Hand washing



Raining



Perspire



Image: The smart watch demonstrating its IP68 water resistance for daily activities.

## 5.2 Cleaning and Care

To maintain your smart watch, regularly clean the screen and strap with a soft, dry cloth. Avoid using harsh chemicals or abrasive materials. Ensure the charging contacts are clean and dry before charging.

## 6. TROUBLESHOOTING

If you encounter issues with your Cillso IDW26 Smart Watch, please refer to the following common solutions:

- **Watch not turning on:** Ensure the watch is fully charged. Connect it to the charging cable and allow it to charge for at least 30 minutes before attempting to power it on.
- **Cannot pair with phone:** Ensure Bluetooth is enabled on your phone and the watch is within range. Restart both your phone and the watch, then try the pairing process again through the VeryFit app.
- **Notifications not received:** Check the notification settings within the VeryFit app and your phone's system settings to ensure permissions are granted for the app to display notifications.
- **Inaccurate fitness data:** Ensure the watch is worn snugly on your wrist, about one finger's width above your wrist bone. Calibrate the watch with the app if available. Note that environmental factors and individual movement patterns can affect accuracy.

- **Alexa not responding:** Ensure the watch is properly connected to your phone and has an active internet connection through your phone. Check Alexa settings within the VeryFit app.

If problems persist, please contact customer support as described in Section 8.

## 7. SPECIFICATIONS

Feature	Specification
Model Number	IDW26
Display Size	1.83 Inches HD Touchscreen
Battery Capacity	300 mAh
Charging Time	Approx. 1.5 - 2 hours
Battery Life (Normal Use)	5-7 days
Standby Time	Up to 30 days
Connectivity	Bluetooth 5.3
Water Resistance	IP68
Operating System Compatibility	Android 5.0+ / iOS 9.0+
Item Weight	10 Grams (0.353 ounces)
Special Features	Alexa Built-in, Bluetooth Calling, Heart Rate Monitor, Sleep Monitor, SpO2, 120+ Sports Modes, Message Notifications, Camera Control, Music Control, Weather Forecast

## 8. WARRANTY AND SUPPORT

Cillso is committed to providing quality products and customer satisfaction. If you experience any issues with your smart watch, such as product defects, missing items, or difficulties with functionality, please contact our customer service team.



NEW IDW26 Smart Watch

Image: Information on how to seek assistance for product-related issues.

You can reach us through the Amazon platform where you purchased the product. Our customer service is available to assist you and resolve any problems within 24 hours.