

Samsung Galaxy Tab S11

Samsung Galaxy Tab S11 WiFi Android Tablet User Manual

Model: Galaxy Tab S11 (SM-X730NZANXAR)

1. INTRODUCTION

Welcome to the user manual for your new Samsung Galaxy Tab S11 WiFi Android Tablet. This guide provides essential information to help you get started, understand its features, and maintain your device for optimal performance. Please read these instructions carefully before using your tablet.

2. SETUP

2.1 Unboxing and Initial Inspection

Upon opening the package, ensure all components are present and undamaged. The box should contain:

- Samsung Galaxy Tab S11
- S-Pen
- Data Cable (USB-C)
- Ejection Pin
- Quick Start Guide



Tab S11



S Pen



Data Cable



Ejection Pin

Image: The Galaxy Tab S11, S Pen, data cable, and ejector pin laid out, representing the contents of the product box.

2.2 Powering On and Initial Configuration

1. Press and hold the Power button located on the side of the tablet until the Samsung logo appears.
2. Follow the on-screen prompts to select your language, connect to a Wi-Fi network, and set up your Samsung account or Google account.
3. Review and accept the terms and conditions to complete the initial setup.

2.3 Charging the Device

Before first use, fully charge your Galaxy Tab S11. Connect the provided USB-C data cable to the tablet's charging port and the other end to a compatible power adapter (sold separately) or a computer's USB port. The charging indicator will appear on the screen.

3. OPERATING YOUR GALAXY TAB S11

3.1 Display Features

The Galaxy Tab S11 features an 11-inch Dynamic AMOLED 2X display with a resolution of 2560 x 1600 pixels and a peak brightness of 1600 nits, providing a crisp and vibrant visual experience.



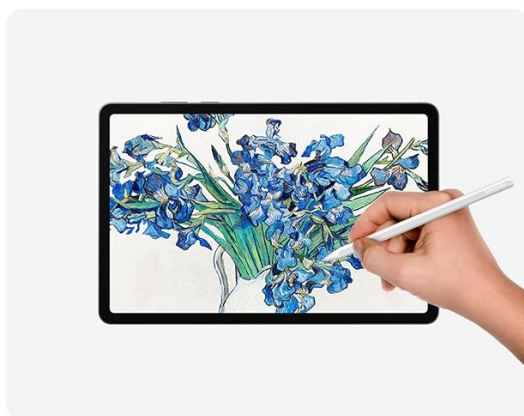
Image: The Galaxy Tab S11 displaying a high-resolution image, highlighting its 11.0-inch screen size and 1600 nits peak brightness.

3.2 Performance and Multitasking

Equipped with a 3nm MediaTek processor, the Galaxy Tab S11 is designed for efficient multitasking and smooth performance, whether streaming 4K content or managing complex projects.

3.3 S Pen Functionality

The redesigned S Pen offers an improved hexagonal and cone-shaped design for a natural writing and drawing experience. It allows for precise input, note-taking, and creative tasks.



Improved shape. More precision.

With a new, hexagonal, cone-shaped design, S Pen is redefining how you write, draw and create.

Image: A user's hand holding the S Pen, illustrating its use for drawing on the tablet's screen, emphasizing its improved shape and precision.

3.4 AI Features

- **Note Assist:** This feature summarizes and formats your notes, keeping them organized and easily searchable. Requires Samsung account login and internet connectivity.

Stands up to the unexpected

Face everyday accidents fearlessly with the durable Galaxy Tab S11.¹

¹ Consistent with IP68 rating, water resistant in up to 5 feet of water for up to 30 minutes. Rinse residue/ dry after wet.



Image: The Galaxy Tab S11 screen showing a detailed diagram and text, with a prompt indicating Note Assist can organize the content.

- **Drawing Assist:** Transform hand-drawn sketches into polished creations. This feature requires a network connection and Samsung account login. A visible watermark is applied to AI-generated images.

Image: The Galaxy Tab S11 screen displaying a split view, with a rough sketch on one side and a refined, digital illustration on the other, demonstrating the Drawing Assist feature.

- **Gemini Live:** For streamlined assistance, open Gemini Live and use screen sharing or your camera to get information and on-the-spot help.

You note it. Galaxy Tab S11 organizes it.

Capture your lecture, meeting or daily notes and let Note Assist¹ with Galaxy AI² do the hard work of organizing and even summarizing them for you.

¹ For text in Samsung Notes only (200 – 4,000 characters); requires Samsung account login and internet connection.

² Galaxy AI basic features provided by Samsung are free. Any Samsung enhanced AI features and all third-party AI features are subject to different terms and may be subject to fees. (Galaxy AI basic features are listed under "Advanced Intelligence" in Samsung Services Terms and Conditions.)

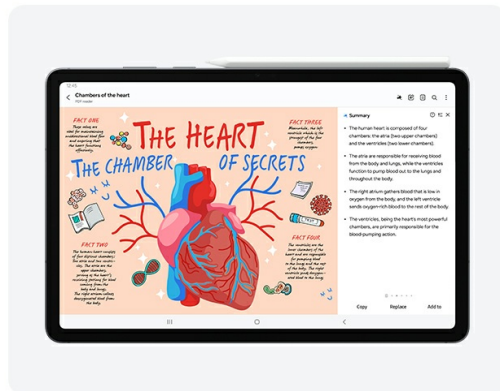


Image: The Galaxy Tab S11 screen showing a web page with an image of a dessert, and a Google Gemini chat overlay providing information and assistance related to the image.

3.5 Galaxy Connected Experience

Seamlessly switch, share, and move through your devices with the Galaxy Connected Experience, integrating your tablet with other compatible Samsung Galaxy devices.

Your Galaxy connected, your way

Switch, share and move through your devices seamlessly with the Galaxy Connected Experience.



Image: An arrangement of Samsung Galaxy devices, including the Tab S11, a foldable phone, earbuds, and a smartwatch, demonstrating the interconnected ecosystem.

4. MAINTENANCE

4.1 Durability and Water Resistance

The Galaxy Tab S11 features an IP68 durability rating, making it resistant to dust and water. It can withstand immersion in up to 5 feet of fresh water for up to 30 minutes. After exposure to water, rinse any residue and dry the device thoroughly.

Hand-drawn sketches to professional mock-ups

Take your ideas from casual sketches to sleek storyboards with Drawing Assist¹ on Galaxy Tab S11.

¹ Drawing Assist feature requires a network connection and Samsung account login. A visible watermark is overlaid on the image output upon saving in order to indicate that the image is generated by AI. The accuracy and reliability of the generated output is not guaranteed.

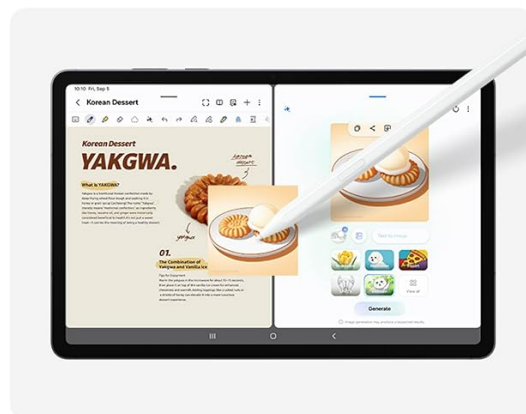
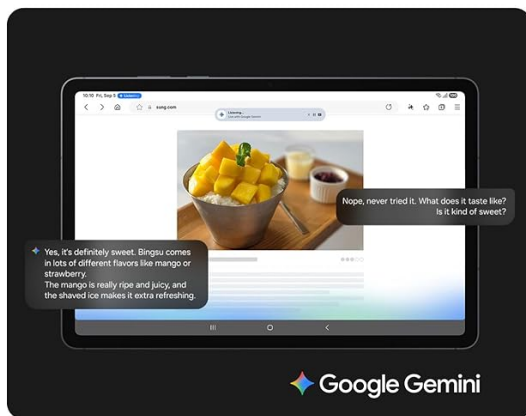


Image: A close-up view of the Galaxy Tab S11 with water droplets on its surface, illustrating its IP68 water resistance.

4.2 Battery Life and Management

The tablet is equipped with an 8,400mAh battery, providing up to 18 hours of video playback. To optimize battery life, adjust screen brightness, close unused applications, and enable power-saving modes when necessary.



See it, share it and get streamlined assistance

Curious about something you see?
Open Gemini Live, then screenshare or point your camera at it for information and on-the-spot assistance.¹

¹ Results for illustrative purposes and may vary. Check responses for accuracy. Compatible with certain features and with certain accounts. Internet connection required. Available on select devices, languages, and countries. Only available to users 18 years and older.

Image: The Galaxy Tab S11 screen displaying a night-time highway scene, with text highlighting its 8,400mAh battery capacity and up to 18 hours of video playback.

4.3 General Care

- Keep the tablet clean using a soft, dry cloth. Avoid abrasive materials or harsh chemicals.
- Protect the screen with a screen protector and use a protective case to prevent scratches and damage.
- Avoid exposing the tablet to extreme temperatures or direct sunlight for extended periods.

5. TROUBLESHOOTING

If you encounter issues with your Galaxy Tab S11, try the following general troubleshooting steps:

- **Restart the Tablet:** A simple restart can often resolve minor software glitches.
- **Check for Software Updates:** Ensure your tablet's operating system is up to date. Go to *Settings* > *Software update* > *Download and install*.
- **Clear Cache:** If an app is misbehaving, try clearing its cache (*Settings* > *Apps* > [App Name] > *Storage* > *Clear cache*).
- **Factory Reset (Last Resort):** If problems persist, you may need to perform a factory reset. **Warning: This will erase all data on your device. Back up important data before proceeding.** Go to *Settings* > *General management* > *Reset* > *Factory data reset*.
- **Contact Support:** If you cannot resolve the issue, refer to the Warranty and Support section for further assistance.

6. SPECIFICATIONS

Feature	Specification
Brand	Samsung
Model Name	Galaxy Tab S11
Item Model Number	SM-X730NZANXAR
Operating System	Android

Feature	Specification
Screen Size	11 Inches
Screen Resolution	2560 x 1600 Pixels
Processor	3.05 GHz MediaTek (3nm)
Memory Storage Capacity	128 GB
Wireless Type	802.11ax
Average Battery Life	18 Hours
Item Weight	1.06 pounds
Product Dimensions	6.51 x 9.99 x 0.22 inches
Color	Gray

7. WARRANTY AND SUPPORT

7.1 Product Warranty

Your Samsung Galaxy Tab S11 is covered by Samsung's standard limited warranty. Please refer to the warranty card included in your product packaging or visit the official Samsung website for detailed terms and conditions.

7.2 Extended Protection

Consider purchasing Samsung Care+ Device Protection for extended coverage options, including accidental damage protection. Options include 2-year plans or monthly subscriptions.

7.3 Customer Support

For technical assistance, service inquiries, or additional support, please visit the official Samsung support website or contact Samsung customer service directly. Contact information can typically be found on the Samsung website or in your Quick Start Guide.

8. PRODUCT VIDEOS

The following videos provide additional information and demonstrations of the Samsung Galaxy Tab S11's features. Please note that the creator type for these videos could not be verified from the provided data, but they are included as relevant product content.

8.1 Samsung Galaxy Tab S11 Overview (8:25)

Your browser does not support the video tag.

Video: A comprehensive overview of the Samsung Galaxy Tab S11, detailing its design, performance, and key features.

8.2 Samsung Galaxy Tab S11 Features Deep Dive (7:01)

Your browser does not support the video tag.

Video: An in-depth look at specific functionalities and advanced features of the Galaxy Tab S11.

8.3 AI Assist on Galaxy Tab S11 (0:34)

Your browser does not support the video tag.

Video: A short demonstration of the AI Assist features available on the Galaxy Tab S11.