

Sulion CRATO

Sulion CRATO LED Ceiling Fan with Bluetooth Speaker User Manual

Model: CRATO (2197906)

Brand: Sulion

1. PRODUCT OVERVIEW

The Sulion CRATO LED Ceiling Fan is a versatile device combining aesthetic design, advanced functionality, and entertainment features. Designed as a compact 55 cm ceiling light, it is ideal for modern spaces, particularly rooms up to 13 m² with low ceilings. It features an ultra-silent DC motor, adjustable LED lighting, dynamic RGB ambient light, and an integrated Bluetooth speaker.

Key Features:

- **Modern and Compact Design:** Ideal for low ceilings and rooms up to 13m².
- **Silent DC Motor:** 6 speeds with efficient operation and minimal noise (from 37dB).
- **30W CCT Adjustable LED Light:** Main lighting with adjustable color temperature (3000K to 6000K).
- **Dynamic RGB Ambient Light:** Create unique color scenes and effects.
- **Integrated Bluetooth Speaker:** Stream music wirelessly from your mobile device.
- **Summer/Winter Mode:** Provides comfort year-round by reversing fan direction.
- **Timer Function:** Programmable automatic shutdown.
- **Full Remote Control:** Conveniently manage all fan, light, and audio functions.

2. SAFETY INSTRUCTIONS

Please read all safety instructions carefully before installation and use. Failure to follow these instructions may result in electric shock, fire, or serious personal injury.

- **Electrical Safety:** Ensure the main power supply is turned off at the circuit breaker before installation or maintenance. All wiring must comply with local and national electrical codes.

- **Installation:** Installation should be performed by a qualified electrician. Ensure the mounting surface can support the fan's weight (5 kg).
- **Operation:** Do not insert objects into the fan blades while in operation. Keep children and pets away from the fan.
- **Cleaning:** Disconnect power before cleaning. Use a soft, damp cloth; do not use abrasive cleaners.
- **Environment:** This fan is designed for indoor use only. Do not expose to water or high humidity.

3. PACKAGE CONTENTS

Carefully unpack the box and ensure all items are present and undamaged. If any items are missing or damaged, please contact customer support.

- Sulion CRATO LED Ceiling Fan Unit
- Remote Control
- Mounting Bracket
- Screws and Wall Anchors
- User Manual

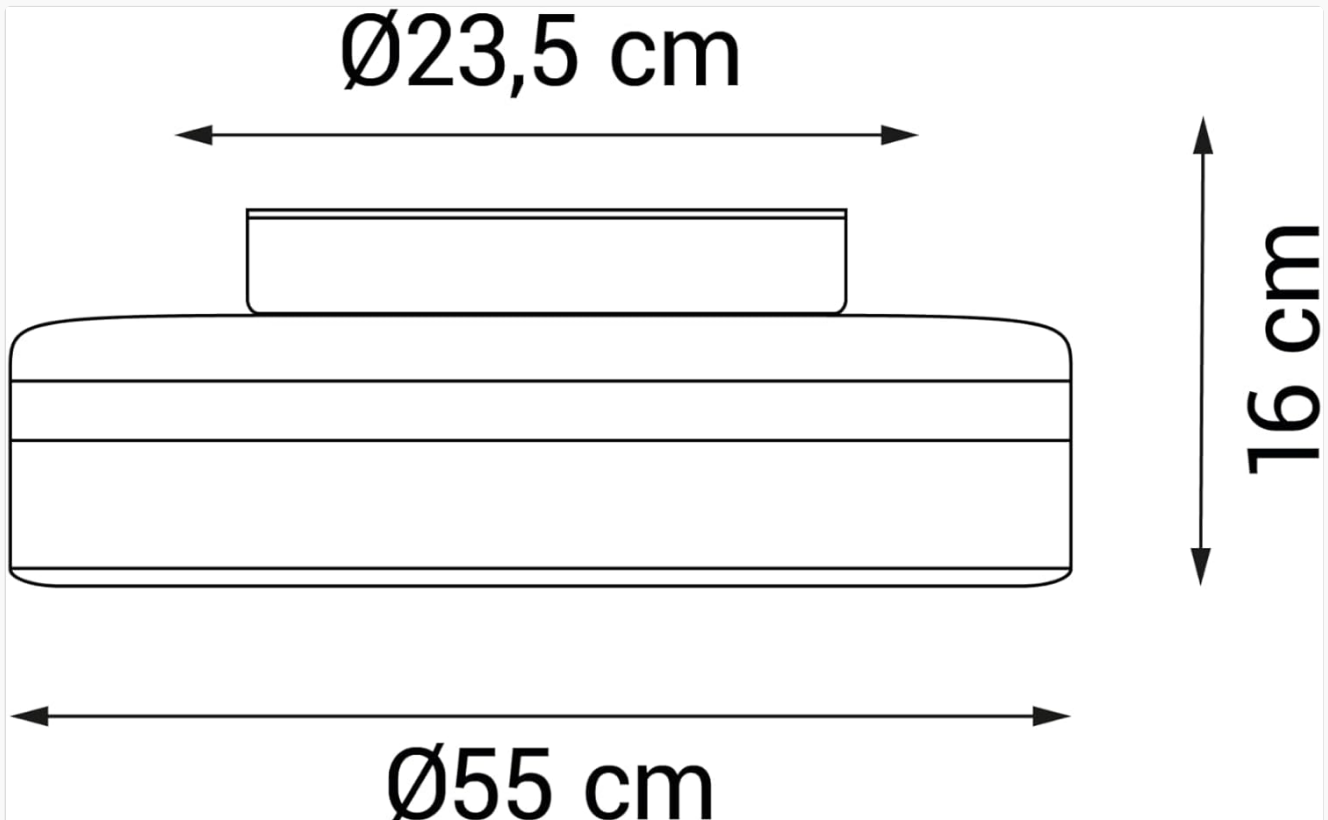


Figure 1: Package Contents - Sulion CRATO Ceiling Fan, remote control, and various mounting accessories.

4. INSTALLATION GUIDE

Follow these steps for proper installation. It is recommended to watch the installation video for visual guidance.

4.1. Pre-Installation

1. Turn off power at the main circuit breaker.
2. Ensure the ceiling is structurally sound to support the fan's weight.

4.2. Mounting the Bracket

1. Position the mounting bracket on the ceiling where the fan will be installed.
2. Mark the drill holes.
3. Drill pilot holes and insert wall anchors if necessary.
4. Secure the mounting bracket to the ceiling using the provided screws.

4.3. Wiring Connections

1. Connect the household electrical wires to the fan's wiring according to the color codes (typically Live, Neutral, and Ground).
2. Ensure all connections are secure.

4.4. Attaching the Fan Unit

1. Carefully lift the fan unit and attach it to the mounting bracket.
2. Secure the fan unit with the remaining screws.

4.5. Post-Installation

1. Restore power at the main circuit breaker.
2. Test all fan and light functions using the remote control.

Your browser does not support the video tag.

Video 1: Installation Guide for Sulion Ceiling Fans. This video demonstrates the general installation process for Sulion ceiling fans, including mounting and wiring connections.




Figure 2: Installed Sulion CRATO LED Ceiling Fan.

5. OPERATING INSTRUCTIONS

The Sulion CRATO fan is controlled via the included remote control. Ensure the remote has working batteries.

5.1. Remote Control Functions

- **ON/OFF:** Turns the fan and light on/off.
- **Fan Speed:** Adjusts between 6 fan speeds.
- **Light ON/OFF:** Toggles the main LED light.
- **CCT Adjustment:** Changes the main LED light color temperature from warm white (3000K) to cool white (6000K).
- **Brightness Adjustment:** Dims or brightens the main LED light.
- **RGB Light:** Activates and cycles through dynamic RGB ambient light colors and effects.
- **Summer/Winter Mode:** Reverses fan direction for optimal air circulation in different seasons.
- **Timer:** Sets the fan to turn off automatically after a set period.



- **Bluetooth Speaker:** Pair your mobile device to the fan via Bluetooth to play audio.



Figure 3: Sulion CRATO fan in a living space, highlighting its ambient lighting and audio capabilities.

5.2. Bluetooth Speaker Pairing

1. Ensure the fan is powered on.
2. On your mobile device, go to Bluetooth settings.
3. Search for available devices and select "SULION" (or similar name).
4. Once paired, you can play audio through the fan's integrated speaker.



Altavoz Bluetooth oculto

Relájate con el ambiente más fresco y tu música favorita

Figure 4: Integrated Bluetooth Speaker for wireless audio streaming.

6. MAINTENANCE

Regular maintenance ensures optimal performance and longevity of your Sulion CRATO ceiling fan.

- **Cleaning:** Turn off power before cleaning. Use a soft, dry cloth to wipe the fan and light surfaces. For stubborn dirt, a slightly damp cloth can be used, followed by a dry cloth. Do not use harsh chemicals or abrasive materials.
- **Inspection:** Periodically check all mounting screws and electrical connections to ensure they are secure.

- **No Lubrication Needed:** The DC motor is permanently lubricated and does not require additional oiling.

7. TROUBLESHOOTING

If you encounter any issues, refer to the following common problems and solutions:

Problem	Possible Cause	Solution
Fan does not operate	No power; Remote control battery low; Incorrect wiring	Check circuit breaker; Replace remote batteries; Verify wiring connections.
Light does not turn on	No power; Loose wiring; LED failure	Check power; Inspect wiring; Contact customer support if LED is faulty.
Fan makes unusual noise	Loose screws; Obstruction; Motor issue	Tighten all mounting screws; Remove any obstructions; Contact customer support.
Remote control not working	Batteries dead; Not paired; Obstruction	Replace batteries; Re-pair remote (refer to pairing instructions); Ensure no obstructions between remote and fan.
Bluetooth speaker not connecting	Fan not in pairing mode; Device too far; Already connected to another device	Ensure fan is on; Move device closer; Disconnect from other devices and try again.

8. SPECIFICATIONS

Feature	Detail
Model	CRATO (2197906)
Brand	Sulion
Dimensions	55 x 55 x 16 cm
Weight	5 kg
Material	Acrylonitrile Butadiene Styrene
Motor Type	DC Silent Motor
Fan Speeds	6
Noise Level	From 37 dB
Light Type	Integrated LED
Light Power	30W
Color Temperature	3000K - 6000K (CCT Adjustable)
Ambient Light	Dynamic RGB
Control Method	Remote Control

Feature	Detail
Connectivity	Bluetooth Speaker
Special Features	Summer/Winter Mode, Timer
Installation Type	Semi-flush mount
Usage Environment	Indoor



Figure 5: Product Certifications and Compliance.

9. WARRANTY AND SUPPORT

Sulion products are manufactured to high-quality standards. For warranty information, please refer to the specific terms provided at the time of purchase or contact Sulion customer service. For technical support, troubleshooting assistance, or replacement parts, please visit the official Sulion website or contact their authorized service centers. Keep your purchase receipt as proof of purchase for any warranty claims.