

## Manuals+

[Q & A](#) | [Deep Search](#) | [Upload](#)

[manuals.plus](#) /

› [COZIOWOW](#) /

› [COZIOWOW 110" Large Outdoor Cat Enclosure \(Model CW0761-0762\) User Manual](#)

## COZIOWOW CW0761-0762

# COZIOWOW 110" Large Outdoor Cat Enclosure User Manual

**Brand:** COZIOWOW | **Model:** CW0761-0762

[Introduction](#)

[Safety Instructions](#)

[Package Contents](#)

[Assembly](#)

[Usage](#)

[Maintenance](#)

[Troubleshooting](#)

[Specifications](#)

[Warranty & Support](#)

## 1. INTRODUCTION

This manual provides detailed instructions for the assembly, operation, and maintenance of your COZIOWOW 110" Large Outdoor Cat Enclosure (Model CW0761-0762). Please read all instructions carefully before assembly and use to ensure the safety of your pets and the longevity of the product. This enclosure is designed to provide a safe and stimulating outdoor environment for multiple cats.



Image 1.1: The COZIOWOW 110" Large Outdoor Cat Enclosure, showcasing its spacious design and integrated features.

## 2. SAFETY INSTRUCTIONS

Adherence to these safety guidelines is crucial for preventing injury and ensuring the proper function of the cat enclosure.

- **Adult Assembly Required:** This product must be assembled by adults. Keep children and pets away during the assembly process.
- **Inspect All Parts:** Before assembly, verify that all components are present and undamaged. Do not proceed with assembly if any parts are missing or broken.
- **Stable Placement:** Position the cat enclosure on a flat, level, and stable surface to prevent tipping. Ensure the ground is firm enough to support the structure.
- **Secure All Fasteners:** Ensure all screws, bolts, and other fasteners are tightened securely. Periodically check and re-tighten as necessary.
- **Ventilation:** While the enclosure offers weather protection, ensure adequate ventilation, especially

during hot weather, to prevent overheating.

- **Supervision:** Always supervise your pets, especially when they are first introduced to the enclosure.
- **Weather Conditions:** In extreme weather conditions (e.g., heavy winds, snow, or severe storms), consider moving the enclosure to a more sheltered location or securing it further.
- **Door Security:** Always ensure all doors and latches are securely closed to prevent pets from escaping.

### 3. PACKAGE CONTENTS

---

The COZIWOW 110" Large Outdoor Cat Enclosure is shipped in two separate boxes. Please ensure you have received both packages and all listed components before beginning assembly. Arrival times for the two boxes may differ.

#### Main Components:

- Wooden frame panels
- Galvanized wire meshes
- Sunshine boards (for roof)
- Removable PVC oxford cloth (for roof)
- Jumping platforms (7 included)
- Bridges (2 included)
- Condos (2 included)
- Small cat doors (2 included)
- Large human door (1 included)
- Hardware pack (screws, bolts, latches, etc.)



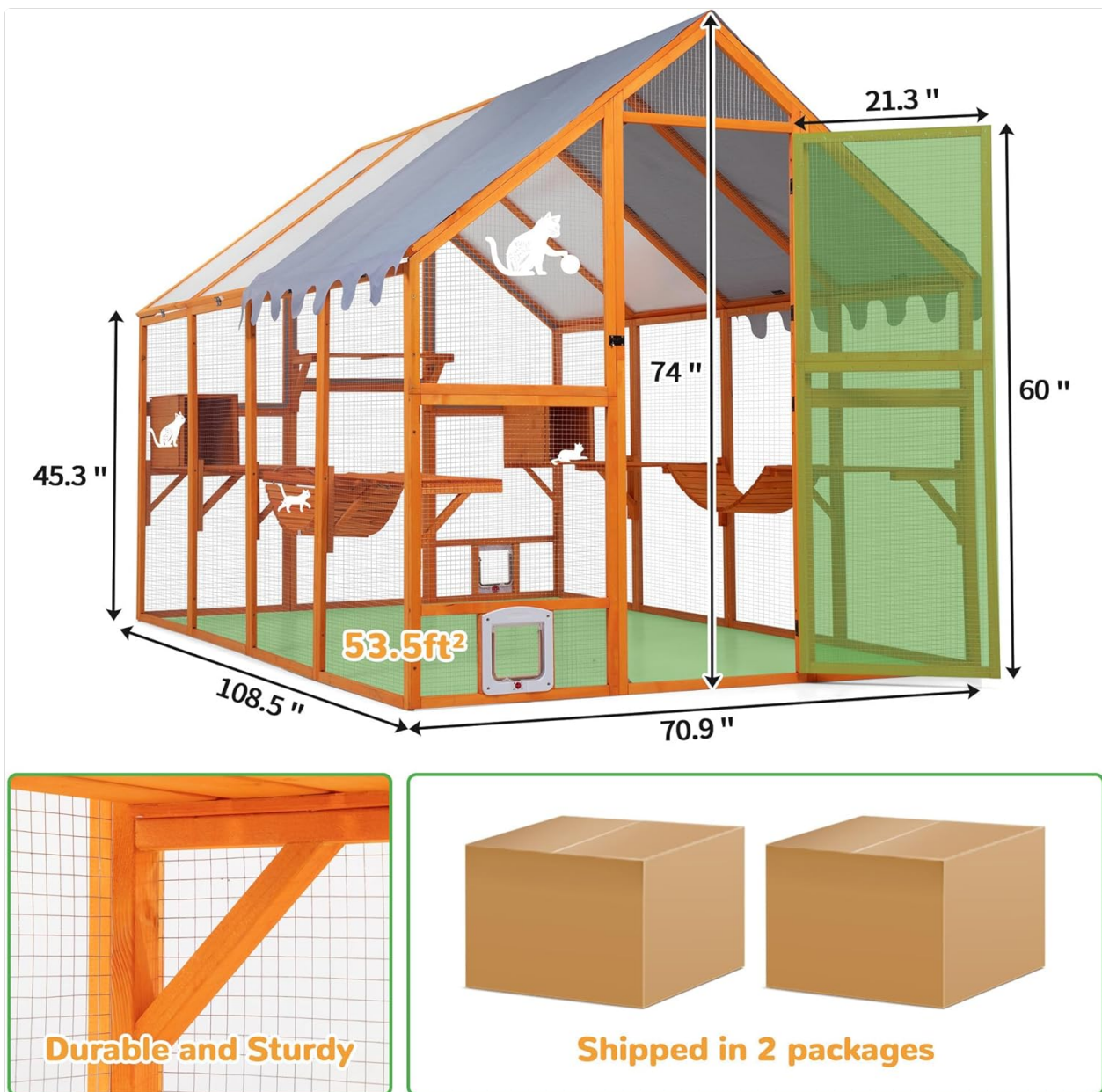


Image 3.1: The cat enclosure dimensions and packaging information. Note that the product ships in two separate boxes.

## 4. ASSEMBLY INSTRUCTIONS

Assembly of the COZIWOW Cat Enclosure requires attention to detail. We recommend two or more persons for assembly and the use of a power drill to expedite the process.

### General Assembly Steps:

1. **Unpack and Organize:** Carefully unpack all components and lay them out. Refer to the parts list to ensure everything is present.
2. **Frame Construction:** Begin by assembling the main wooden frame according to the step-by-step user manual provided in the packaging.
3. **Mesh Installation:** Attach the galvanized wire meshes to the frame, ensuring they are taut and securely fastened.
4. **Roof Installation:** Install the sunshine boards and the removable PVC oxford cloth on the roof structure. The oxford cloth provides additional shade and weather protection.

5. **Interior Features:** Install the jumping platforms, bridges, and condos as desired. These elements provide enrichment and vertical space for your cats.
6. **Door Installation:** Attach the large human door and the two small cat doors. Ensure all latches and locking mechanisms function correctly.

Your browser does not support the video tag.

Video 4.1: Official product video demonstrating the features and assembly of the COZIWOW Extra Large Catio. This video provides a visual guide to the construction and functionality.



Image 4.2: An interior view of the cat enclosure, highlighting the multi-level platforms and ramps for cat activity.

## 5. USAGE (OPERATING)

The COZIWOW Cat Enclosure offers a versatile space for your feline companions.

### Access and Connectivity:



- **Cat Doors:** The two small cat doors feature four adjustable modes: fully locked, free entry and exit, one-



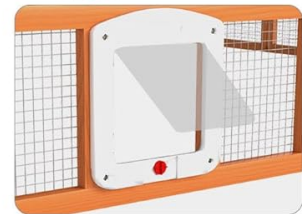
way entry only, and one-way exit only. Adjust these modes based on your preference and your cat's needs.

- **Window Connection:** A removable panel allows for connection to a window, enabling your cats to move freely between your home and the enclosure.
- **Cat Tunnel Integration:** The design accommodates the addition of a cat tunnel, serving as a connecting bridge to other structures or your home.
- **Human Access:** A 60" tall large door provides convenient human access for cleaning, feeding, and interacting with your cats.

## Control Cat's Access with 2 Small Doors



One-way entry



One-way exit



Free access



Fully locked



Image 5.1: Illustration of the adjustable cat door settings and options for connecting the enclosure to a house or cat tunnel.





*Image 5.2: A cat utilizing the window connection feature, demonstrating seamless indoor-outdoor access.*

#### **Environmental Features:**

- **Spacious Interior:** The enclosure features 7 jumping platforms, 2 bridges, and 2 condos, offering ample space for play, rest, and exploration.
- **Weather Protection:** The fully covered roof, constructed with 4 durable sunshine boards and 1 removable PVC oxford cloth, provides shade from the sun and protection from rain and snow.



## Weatherproof Full Cover for Various Outdoor Scenes



Image 5.3: Detailed view of the roof's weather protection, including sunshine boards and the removable PVC oxford cloth.

## 6. MAINTENANCE

Regular maintenance will extend the lifespan of your cat enclosure and ensure a clean, safe environment for your pets.

- **Routine Cleaning:** Regularly clean the interior and exterior surfaces of the enclosure. Use pet-safe cleaning products.
- **Wood Care:** The wooden frame is treated for outdoor use. Periodically inspect the wood for signs of wear or damage. Re-apply a pet-safe wood sealant if necessary to maintain its weather resistance.
- **Mesh Inspection:** Check the galvanized wire meshes for any signs of damage, rust, or loose connections. Repair or replace damaged sections promptly to prevent escapes or injuries.
- **Roof Cover:** Clean the sunshine boards and the PVC oxford cloth as needed. Ensure the oxford cloth is securely attached, especially during windy conditions.
- **Platform and Bridge Stability:** Verify that all platforms, bridges, and condos are stable and securely



attached. Tighten any loose fasteners.

- **Door Mechanisms:** Lubricate door hinges and latches periodically to ensure smooth operation and secure closure.


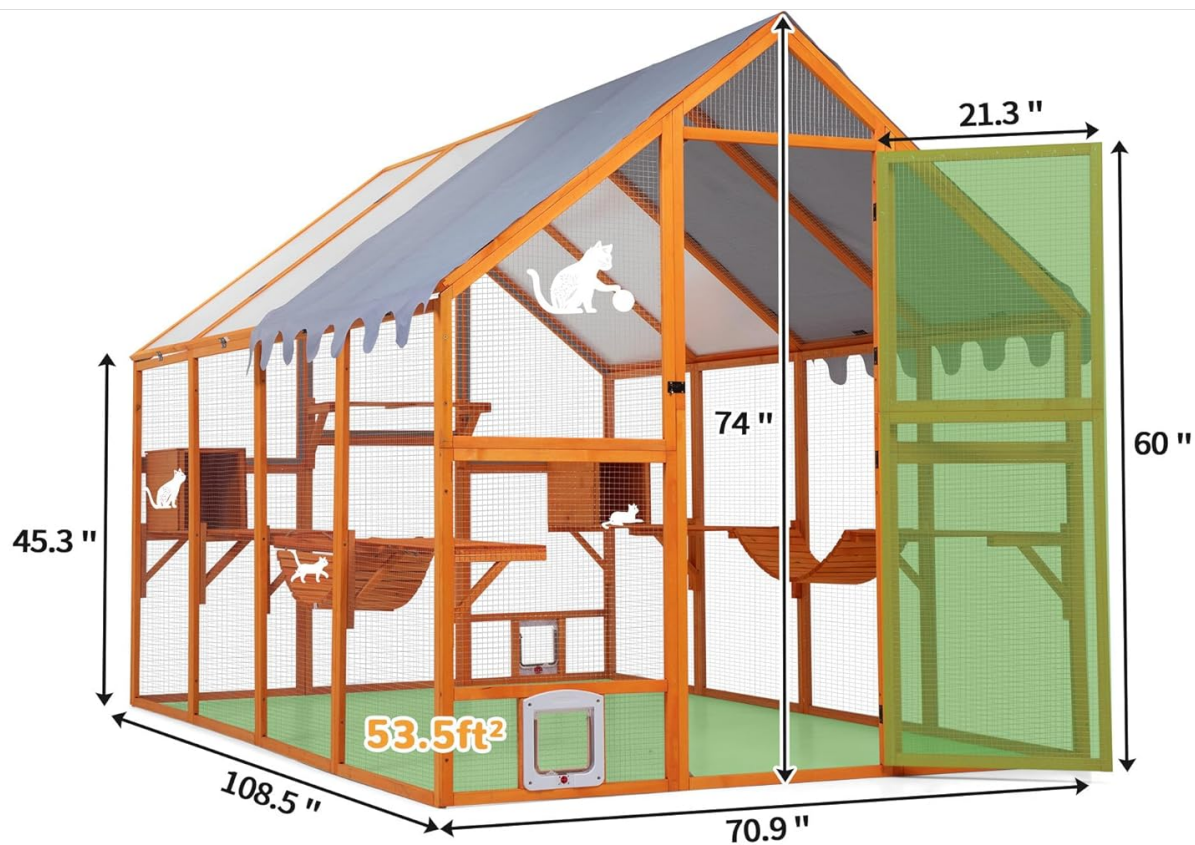
## 7. TROUBLESHOOTING

If you encounter issues with your COZIWOW Cat Enclosure, refer to the following common solutions:

- **Missing Parts:** If any parts are missing upon delivery, contact COZIWOW customer support immediately.
- **Assembly Difficulties:** Review the step-by-step user manual and the assembly video. Ensure all components are oriented correctly. If issues persist, contact customer support.
- **Unstable Structure:** Check that the enclosure is placed on a level surface. Verify all fasteners are tightened. If the structure still feels unstable, disassemble and reassemble, paying close attention to joint connections.
- **Cat Door Malfunction:** Ensure the adjustable mode selector on the cat door is correctly set. Clean any debris that might be obstructing the flap.
- **Water Leakage:** Verify that the roof panels and oxford cloth are properly installed and overlap correctly. Check for any gaps in the mesh or frame that may allow water entry.

## 8. SPECIFICATIONS

Feature	Detail
Brand	COZIWOW
Model Name	Large Catio Outdoor Cat Enclosure
Item Model Number	CW0761-0762
Product Dimensions (L x W x H)	108.5" x 71" x 74"
Item Weight	54.02 Pounds
Material	Wood
Color	Fashion Orange
Special Feature	Weather Resistant
Specific Uses For Product	Indoor, Outdoor
Included Components	Large Catio Outdoor Cat Enclosure



**Shipped in 2 packages**

Image 8.1: Visual representation of the cat enclosure's key dimensions.

## 9. WARRANTY AND SUPPORT

For warranty information, customer support, or to inquire about replacement parts, please refer to the documentation included with your product or visit the official COZIOWOW store.

**Customer Support:** For assistance, please contact the seller BWM Co. or visit the [COZIOWOW Store on Amazon](#).

**Returns:** This product is returnable until January 31, 2026.