

Manuals+

[Q & A](#) | [Deep Search](#) | [Upload](#)

manuals.plus /

- › [ARENTI](#) /
- › [ARENTI B2 Baby Camera & Screen2 User Manual](#)

ARENTI B2

ARENTI B2 Baby Camera & Screen2 User Manual

1. INTRODUCTION

This manual provides detailed instructions for the setup, operation, and maintenance of your ARENTI B2 Baby Camera & Screen2. Please read this manual thoroughly before using the product to ensure proper functionality and safety.



Image 1.1: The ARENTI B2 Baby Camera, its dedicated 5-inch LCD monitor, and a smartphone displaying the companion app interface.

Product Overview

The ARENTI B2 system offers comprehensive baby monitoring with dual viewing options: a dedicated 5-inch LCD screen for home use and a smartphone application for remote access. Key features include advanced detection capabilities, high-resolution video, two-way audio, and secure data storage.

2. SETUP AND INSTALLATION

2.1 Package Contents

Verify that all components are present:

- ARENTI B2 Baby Camera
- 5-inch LCD Monitor
- Power Adapters (for camera and monitor)
- Mounting Kit (if applicable)
- User Manual

2.2 Initial Setup

1. **Power Connection:** Connect the camera and the monitor to their respective power adapters and plug them into a power outlet. The devices will power on automatically.
2. **Monitor Usage (No Wi-Fi):** For local monitoring, the LCD screen operates as a plug-and-play device, establishing a secure connection with the camera automatically. The maximum range is approximately 1000 feet.
3. **Smartphone App Setup (Wi-Fi Required):**
 - Download the ARENTI app from your device's app store.
 - Create an account or log in.
 - Follow the in-app instructions to add the B2 camera. Ensure your smartphone and the camera are connected to the same 2.4GHz Wi-Fi network (5GHz networks are not supported for initial setup).
 - The app will guide you through pairing the camera with your Wi-Fi network.

3. OPERATING INSTRUCTIONS

3.1 Camera Control and Viewing

The B2 camera offers a 360° viewing capability, including 355° horizontal and 60° vertical rotation, controlled remotely via the LCD screen or the smartphone app. It also features smart auto-tracking to follow movements.

360° Smart Auto-Tracking

Auto-follows your baby's movements




Image 3.1: The ARENTI B2 camera demonstrating its 360° smart auto-tracking functionality, following a baby crawling on the floor.

You can view the live feed on the 5-inch LCD monitor at home or remotely via the smartphone app when away.

Anywhere, Anytime Baby Viewing

Watch on your phone or display in real-time



Image 3.2: Examples of real-time baby viewing, illustrating monitoring via a smartphone app while outdoors and on the dedicated monitor while indoors.

3.2 Smart Detection Features

The system includes AI-powered motion, crying, and specific area detection. Adjustable sensitivity settings are available. Alerts are sent to your smartphone upon detection of abnormalities.

AI-Powered Detection

See, hear, and get alerts instantly

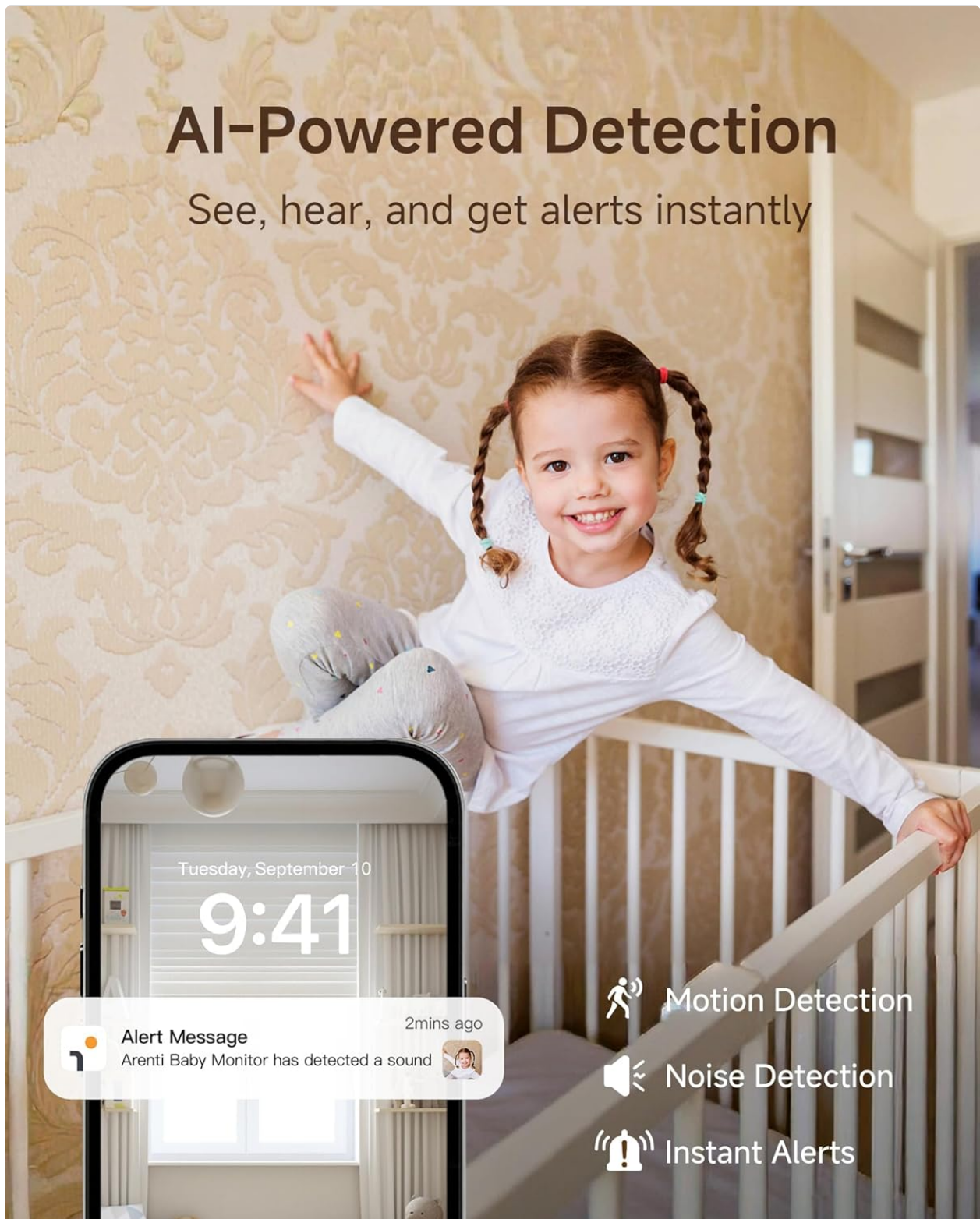


Image 3.3: A smartphone screen showing an alert notification from the Arenti Baby Monitor, indicating a detected sound.

Custom motion zones can be configured to focus detection on specific areas within the camera's view, reducing unnecessary alerts.

Custom Motion Zones

Focus on what matters most



Image 3.4: A baby playing on a rug, illustrating the concept of a customizable 'Alert Zone' for focused motion detection.

3.3 Video Quality and Night Vision

The 5-inch LCD monitor provides a 720p high-quality color display with 4x magnification. The smartphone app offers 2K resolution video. The camera features enhanced night vision, allowing clear viewing in low-light conditions.

Crystal-Clear Night Vision

See your baby in the dark



Image 3.5: A clear infrared night vision image of a baby sleeping peacefully in a crib, demonstrating the camera's low-light capabilities.

3.4 Audio and Communication

The camera includes a built-in microphone and speaker for two-way audio communication, enabling you to speak to your baby or pets. The system also features a One-Touch Call function for quick communication.

One-Touch Call

Quick call with one easy press



Image 3.6: A baby crawling towards the camera, with a smartphone in the background showing an incoming call, illustrating the One-Touch Call feature.

Additional audio features include:

- **Lullabies:** Play soothing melodies directly from the camera.
- **VOX Mode:** Voice Operated eXchange mode activates the monitor when sound is detected, conserving battery.

3.5 Recording and Storage

The ARENTI B2 supports both local and cloud storage options:

- **Micro SD Card:** The screen supports up to 128GB, and the camera supports up to 256GB.
- **Cloud Storage:** Securely store video footage on Amazon's AWS cloud, utilizing end-to-end encryption (E2EE).
- **Free Event Recording:** Each camera includes free 6-second event recordings with a 7-day loop accessible via the app.

3.6 Multi-Camera Support

The system allows for split-screen viewing with two cameras, enabling simultaneous monitoring of multiple areas or children.

Split Screen with Two Cameras

See both babies together on one screen



Image 3.7: The monitor displaying a split-screen view, showing live feeds from two separate cameras monitoring different

children.

3.7 Other Features

- **Nursing Reminders:** Set reminders for feeding or other care activities.
- **Temperature Sensor:** Monitor the room temperature.
- **App Management:** Manage multiple ARENTI devices through a single app.
- **Access Sharing:** Share camera access with family or friends, with the option to revoke access at any time.

4. MAINTENANCE

4.1 Cleaning

- Ensure both the camera and monitor are powered off and unplugged before cleaning.
- Use a soft, dry cloth to wipe the surfaces of the camera and monitor.
- For stubborn marks, lightly dampen the cloth with water. Avoid using harsh chemicals, cleaning solvents, or abrasive materials.
- Gently clean the camera lens with a lens cleaning cloth to maintain clear image quality.

4.2 Storage

When not in use for extended periods, store the ARENTI B2 system in a cool, dry place, away from direct sunlight and extreme temperatures. Keep all components in their original packaging or a protective case to prevent damage.

5. TROUBLESHOOTING

If you encounter issues with your ARENTI B2 Baby Camera & Screen2, refer to the following common problems and solutions:

Problem	Possible Cause	Solution
No image on monitor/app	Power issue, camera/monitor not paired, Wi-Fi connectivity (for app)	Check power connections. Ensure camera and monitor are within range. For app, verify 2.4GHz Wi-Fi connection. Re-pair devices if necessary.
Poor video quality	Low light, dirty lens, weak signal	Ensure adequate lighting or check night vision mode. Clean camera lens. Move camera/monitor closer to router or each other.
No audio or poor audio quality	Volume settings, microphone/speaker obstruction, signal interference	Adjust volume levels. Ensure microphone/speaker are clear. Reduce interference sources.
App not connecting to camera	Incorrect Wi-Fi, app issues, camera offline	Confirm camera is connected to 2.4GHz Wi-Fi. Restart app and camera. Check router settings.

Problem	Possible Cause	Solution
Alerts not received	Detection settings, notification settings, network issues	Verify detection sensitivity and custom zones in app. Check phone notification settings. Ensure stable internet connection.

If the problem persists after attempting these solutions, please contact ARENTI customer support.

6. SPECIFICATIONS

Feature	Detail
Model Number	B2
ASIN	B0FGHP1BF7
Monitor Screen Size	5-inch LCD
Monitor Resolution	720p
Camera Resolution (App)	2K
Camera Lens	100° wide-angle
Pan/Tilt Range	355° Horizontal, 60° Vertical
Zoom	4x magnification (on monitor)
Wireless Connectivity	2.4GHz Wi-Fi (for app), Digital RF (for monitor)
Monitor Range	Up to 1000ft (line of sight)
Detection Types	Motion, Crying, Specific Area Detection
Audio Features	Two-Way Audio, Lullabies, VOX Mode, One-Touch Call
Local Storage	Micro SD Card (Monitor: up to 128GB, Camera: up to 256GB)
Cloud Storage	Supported (Amazon AWS, E2EE)
Additional Sensors	Temperature Sensor
Date First Available	January 9, 2025

7. WARRANTY AND SUPPORT

7.1 Privacy and Security






ARENTI prioritizes your privacy and data security. All data is securely stored on Amazon's AWS servers and protected with end-to-end encryption (E2EE), ensuring that only you can access your footage with a unique decryption key.

7.2 Customer Support

For technical assistance, warranty information, or any product-related inquiries, please refer to the contact

information provided with your product packaging or visit the official ARENTI support website. Ensure you have your product model number (B2) and ASIN (B0FGHP1BF7) ready when contacting support.

Related Documents - B2

 <p>Baby9T&2M QUICK GUIDE</p>	<p>Arenti Baby 9T & 2M Baby Monitor Quick Guide</p> <p>Concise guide to setting up and using the Arenti Baby 9T and Baby 2M baby monitor, covering installation, app pairing, features, and troubleshooting.</p>
 <p>AINANNY Arenti with Alexa USER MANUAL</p> <p>EN Smart baby monitor FR Babyphone intelligent ES Vigilabebé inteligente DE Intelligente Babyphone IT Baby monitor intelligente</p> <p>Compatible with Amazon Alexa & Google Assistant</p>	<p>Arenti AINANNY Smart Baby Monitor User Manual</p> <p>User manual for the Arenti AINANNY smart baby monitor, covering setup, features, usage, and troubleshooting. Compatible with Amazon Alexa and Google Assistant.</p>
 <p>Alnanny Arenti Smart Baby Monitor User Manual</p>	<p>Arenti Alnanny Smart Baby Monitor User Manual</p> <p>Comprehensive user manual for the Arenti Alnanny Smart Baby Monitor, detailing setup, features, and troubleshooting for optimal baby monitoring.</p>
 <p>Alnanny B2 Kit Arenti Smart Baby Monitor User Manual</p>	<p>Arenti Alnanny B2 Kit Smart Baby Monitor User Manual</p> <p>Comprehensive user manual for the Arenti Alnanny B2 Kit smart baby monitor, covering installation, app connection, features like night vision, motion detection, two-way audio, and troubleshooting. Essential guide for parents.</p>
 <p>Alnanny B2 Kit Arenti Smart Baby Monitor User Manual</p>	<p>Arenti Alnanny B2 Kit Smart Baby Monitor User Manual</p> <p>Comprehensive user manual for the Arenti Alnanny B2 Kit smart baby monitor, detailing setup, features, and troubleshooting.</p>

B1



QUICK GUIDE

Wi-Fi Smart Wi-Fi Video Doorbell
P8 Smart Video Wi-Fi Intercom
D8 Smart Video Wi-Fi Video Intercom
P7 Smart Video Wi-Fi Intercom
B1 Smart Video Wi-Fi Intercom



Compatible with Amazon Alexa

[Arenti B1 Smart Wi-Fi Video Doorbell Quick Guide](#)

This quick guide provides essential information for setting up and operating the Arenti B1 Smart Wi-Fi Video Doorbell. Learn about device contents, description, app download, account registration, pairing, live viewing, installation, and troubleshooting.