

## TECKNET TK-HS022

# TECKNET TK-HS022 Wireless Bluetooth Headset with USB Dongle User Manual

Model: TK-HS022 | Brand: TECKNET

## INTRODUCTION

This manual provides detailed instructions for the operation and maintenance of your TECKNET TK-HS022 Wireless Bluetooth Headset. Please read this manual thoroughly before use to ensure proper functionality and to maximize your user experience.



Image: TECKNET TK-HS022 Wireless Bluetooth Headset and USB Dongle. The headset is black, on-ear, with an adjustable microphone boom. The USB dongle is small and black.

## PACKAGE CONTENTS

---

- TECKNET TK-HS022 Wireless Bluetooth Headset
- USB Dongle
- USB-C Charging Cable
- User Manual

## SETUP

---

### 1. Charging the Headset

Before initial use, fully charge the headset. Connect the provided USB-C charging cable to the headset's charging port and to a USB power source.

- **Charging Time:** Approximately 1.5 hours for a full charge.
- **Battery Life:** Up to 50 hours of music playback, 40 hours of talk time, and 720 hours of standby time.



Image: Close-up of the TECKNET headset showing the USB-C charging port and an indicator light.

## 2. Pairing the Headset

The TECKNET TK-HS022 headset offers two connection methods: Bluetooth and USB Dongle.

### Bluetooth Pairing (Direct)

1. Ensure the headset is charged and powered off.
2. Press and hold the Power On/Off button until the indicator light flashes blue and red, indicating pairing mode.
3. On your device (smartphone, tablet, laptop), enable Bluetooth and search for "TECKNET TK-HS022" in the list of available devices.
4. Select the headset to connect. The indicator light will turn solid blue once connected.

### USB Dongle Pairing

For devices without built-in Bluetooth or for a more stable connection, use the provided USB dongle.

1. Plug the USB dongle into an available USB port on your computer or laptop.
2. Power on the headset. It will automatically attempt to connect to the USB dongle.
3. The indicator light on the headset will turn solid blue when connected to the dongle.
4. Ensure your computer's audio output and input settings are configured to use the "TECKNET TK-HS022" or "USB Audio Device" if necessary.



Image: Illustration demonstrating dual connectivity, showing the headset wirelessly connected to a smartphone and a laptop via the USB dongle, indicating a range of up to 49 feet.

## OPERATING INSTRUCTIONS

---

### Controls Overview



Image: Detailed diagram highlighting the various control buttons and features on the TECKNET headset, including volume controls, power button, multi-function button, indicator light, mute button, and charging port.

- **Power On/Off Button:** Press and hold to power on/off. Press and hold longer for pairing mode.
- **Volume +/- Buttons:** Adjust audio volume.
- **Multi-function Button:** Typically used for play/pause, answer/end calls. (Specific functions may vary by device/application).
- **Mute Button:** Mutes the microphone during calls.
- **Indicator Light:** Displays connection status and battery level.

### Microphone Usage

The headset features a 270° rotatable microphone with noise-canceling technology.

- Adjust the microphone boom to position it optimally near your mouth for clear voice transmission.
- Press the dedicated **Mute Button** on the microphone boom to mute or unmute your voice during a call.
- The built-in chip suppresses up to 96% of ambient noise, enhancing call clarity.



## Mute Button & Perfect fit for your ears



Image: Close-up of the TECKNET headset highlighting the 270-degree rotatable microphone and the mute button on the microphone boom.

### Dual Connectivity

The headset can connect to two devices simultaneously, such as a laptop via the USB dongle and a smartphone via Bluetooth. This allows for seamless switching between devices.

- Connect to your primary device (e.g., laptop) using the USB dongle.
- Pair with your secondary device (e.g., smartphone) via Bluetooth.
- The headset will prioritize audio from the active source.

### Compatibility

The TECKNET TK-HS022 is compatible with a wide range of devices and operating systems:

- **Devices:** PCs, MacBooks, smartphones, Android tablets, iPhones.
- **Operating Systems:** Windows, Mac, Linux, Android, iOS.
- **Applications:** Ideal for online conferences, webinars, classes, WhatsApp, Zoom, Microsoft Teams, Skype, Facetime, and other video call applications.



Image: A visual representation of the headset's compatibility with popular communication platforms such as Skype, Microsoft Teams, Facetime, and Zoom, shown with various user interfaces.

## MAINTENANCE

- **Cleaning:** Use a soft, dry cloth to clean the headset. Avoid using harsh chemicals or abrasive materials.
- **Storage:** Store the headset in a cool, dry place away from direct sunlight and extreme temperatures.
- **Battery Care:** To prolong battery life, avoid fully discharging the headset frequently. Charge it regularly, even if not in use for extended periods.
- **Handling:** Avoid dropping the headset or exposing it to excessive force, which can damage internal components.

## TROUBLESHOOTING

- **No Power:** Ensure the headset is fully charged. Connect it to a power source using the USB-C cable.
- **Cannot Pair:**
  - Ensure the headset is in pairing mode (indicator light flashing blue and red).
  - Turn off and on the Bluetooth function on your device.
  - If using the USB dongle, ensure it is properly inserted and recognized by your computer.
  - Try restarting both the headset and the device you are trying to pair with.
- **No Audio/Poor Audio Quality:**
  - Check the volume levels on both the headset and your connected device.
  - Ensure the headset is selected as the default audio output device in your computer's sound settings.
  - Move closer to the connected device to ensure you are within the wireless range (up to 49 feet/15m indoors).

- Disconnect and reconnect the headset.
- **Microphone Not Working/Muted:**
  - Ensure the microphone is not muted using the mute button on the boom.
  - Check your application (e.g., Zoom, Teams) and system sound settings to ensure the headset microphone is selected as the input device.
  - Ensure the microphone boom is positioned correctly.
- **Headset Turns Off While Charging:** This is a known characteristic for some headsets. Charge the headset fully before use, as it may not operate while actively charging.

## SPECIFICATIONS







Model Name	TK-HS022
Brand	TECKNET
Connectivity Technology	Wireless (Bluetooth 5.2)
Form Factor	On Ear
Microphone	Noise-Canceling, 270° Rotatable
Battery Life (Music Playback)	Up to 50 hours
Battery Life (Talk Time)	Up to 40 hours
Standby Time	Up to 720 hours
Charging Time	Approx. 1.5 hours
Wireless Range	Up to 49 feet (15m) indoors, 66 feet (20m) in open areas
Control Method	Touch (buttons)
Hardware Interface	USB (for dongle)
Compatible Devices	Cellphones, Tablets, Laptops, Desktops
Recommended Uses	Calling, Office Meetings
Item Dimensions	20.4 x 19.1 x 7.5 cm
Item Weight	300 g

## WARRANTY AND SUPPORT

TECKNET provides a **36-month warranty** for this product (registration may be required). If you encounter any problems or have questions regarding your TECKNET TK-HS022 Wireless Bluetooth Headset, please contact our professional customer service team.

For support, please refer to the contact information provided in your product packaging or visit the official TECKNET website.

## Related Documents - TK-HS022

	<p><a href="#">TECKNET TK-HS001 Wireless Headset User Manual</a></p> <p>This user manual provides comprehensive guidance for the TECKNET TK-HS001 Wireless Headset. Learn how to set up, connect, and operate your headset for optimal performance in calls and music. The manual covers pairing, dual connection, button functions, charging, LED indicators, voice prompts, and troubleshooting tips. Designed for PC, laptop, and smartphone users, the TK-HS001 offers advanced noise reduction, making it ideal for office, call center, or trucker use, and supports applications like Skype and Zoom.</p>
	<p><a href="#">TeckNet TK-HS003 Wireless Headset User Manual</a></p> <p>Comprehensive user manual for the TeckNet TK-HS003 Wireless Headset, detailing setup, features, and usage for office, home, and call center applications.</p>
	<p><a href="#">TECKNET TK-HS006 Wireless Headset User Manual</a></p> <p>User manual for the TECKNET TK-HS006 Wireless Headset, providing detailed information on product overview, specifications, charging, pairing, operations, FAQs, warranty, and safety instructions.</p>
	<p><a href="#">TeckNet TK-HS003 Bluetooth Headset User Guide, FAQs, and Warranty</a></p> <p>Detailed user guide for the TeckNet TK-HS003 Bluetooth headset, including LED indicator meanings, voice prompts, answers to frequently asked questions, important precautions, and warranty information from Shenzhen Unichain Technology Co., LTD.</p>
	<p><a href="#">TECKNET TK-HS001 Wireless Headset User Manual</a></p> <p>Comprehensive user manual for the TECKNET TK-HS001 Wireless Headset, covering setup, operation, features, FAQs, and specifications. Learn how to pair, connect, and use your headset for calls and audio.</p>
	<p><a href="#">TECKNET TK-HS003 Bluetooth Headset User Manual</a></p> <p>User manual for the TECKNET TK-HS003 Bluetooth Headset, providing setup, operation, and troubleshooting information for this wireless headset.</p>