

MSXTTLY U2AC-01

MSXTTLY 2-in-1 Wireless CarPlay & Android Auto Adapter

MODEL: U2AC-01

Brand: MSXTTLY

Introduction

The MSXTTLY 2-in-1 Wireless CarPlay & Android Auto Adapter is designed to convert your vehicle's existing wired CarPlay or Android Auto system into a wireless connection. This compact device allows you to enjoy all native features such as navigation, music, calls, and voice assistant without the need for a physical cable connection to your smartphone.

CarPlay & Android Auto Wireless Adapter

Mini 2in1

5G Chip

5.3 Bluetooth

5.8 GHz WiFi

For Android Users
 : For Android 11.0+
 : Factory Wired Android Auto

For iPhone Users
 : For iPhone 6 -17
 : Factory Wired CarPlay

Plug & Play
 After initial activation, it only takes 3 Seconds to automatically connect (Turn on Bluetooth and WiFi first)

Methods 3 x Connection

Image: The MSXTTLY 2-in-1 Wireless CarPlay & Android Auto Adapter, showcasing its compact design and compatibility with both Android and iOS devices.

Compatibility

This adapter is compatible with cars equipped with OEM factory-wired Apple CarPlay or Android Auto, typically models from 2017 and later. It supports iPhone models from iPhone 6 (iOS 10+) up to iPhone 17, and Android devices running Android 11.0 and above. Please ensure your car's system has wired CarPlay or Android Auto before purchasing.

Important Note: This adapter is not compatible with Tesla, BMW, electric vehicles, motorcycles, or some individual car models. Some systems may require minor troubleshooting. Always verify compatibility before use.

How Do I Check If My Device Is Compatible With This Product?

Designed for car wiht wired CarPlay/Android Auto.



Image: A list of car brands and models compatible with the CarPlay function of the adapter.

CAR COMPATIBLE

For Honda

Accord 2016 - Pilot 2017 - HR-V 2019 -
Civic 2016 - Odyssey 2018 - Insight 2019 -
Ridgeline 2017 - Clarity 2019 - Passport 2019 -
CR-V 2017 - FR 2018 -

For Hyundai

Azera 2015 - Palisade 2020 - Elantra 2017 -
Sonata 2018 - Ioniq S 2022 - Accent 2018 -
MD 2016 - Santa Fe XL 2019 - Nexo 2020 -
SD 2016 - Elantra GT 2016 - Venue 2020 -
MD 2016 - Tucson 2016 - Bayon 2021 -
SANTA 2017 - Veloster 2016 - Cusper 2022 -
Kona 2017 - Santa Fe 2017 -
Palisade 2023 - Santa Fe Sport 2017 -
IONIQ 6 2023 - Genesis Sedan 2019 -

For VW

Golf 2016 - Atlas 2017 - GTI 2016 -
Tiguan 2016 - CX-8 2019 - Jetta 2016 -

For Mazda

Mazda3 2016 - Mazda3 2019 - CX-90 2022 -
CX-5 2019 - CX-3 2020 - CX-60 2022 -
CX-8 2019 - CX-30 2020 - CX-90 2024 -
CX-9 2019 - Mazda2 2020 -
MX-5 2019 - MX-30 2021 -

For Ford

F-150 2017 - EvoS 2022 - Explorer 2017 -
C-MAX 2017 - Fusion 2017 - EcoSport 2018 -
Fiesta 2017 - Transit 2017 - Expedition 2017 -
Flex 2017 - Mustang 2017 - Maverick 2022 -
Focus 2017 - Bronco 2021 - E-Transit 2023 -
Transit 2017 - Escape 2017 - Bronco Sport 2021 -
Edge 2017 - Ford GT 2018 - Super Duty 2017 -

For Subaru

WRX 2019 - Impreza 2017 - Legacy/Liberty 2018 -
Axient 2019 - Outback 2018 - XV/Crosstrek 2018 -
BRZ 2018 - Forester 2019 -

For Jeep

Compass 2017 - Cherokee 2020 -
Renegade 2018 - Gladiator 2020 -
Wrangler 2018 - Wagoneer 2022 -
Grand Cherokee 2018 - Grand Wagoneer 2022 -

For Audi

A3 2017-2023 Q7 2017-2023 e-tron 2019-2023
A4 2017-2023 R8 2017-2023 Q8 2019-2023
A5 2017-2023 TT 2017-2023 Q3 2020-2023
A6 2017-2023 Q5 2018-2023 e-tron GT 2022-2023
A7 2017-2023 A1 2019-2023 Q4 e-tron 2022-2023
Q2 2017-2023 A8 2019-2023 Q8 e-tron 2023

For Toyota

Avalon 2019 - Aygo X 2023 - Avanza 2021 -
Camry 2018 - bZ4X 2023 - GR86 2022 -
RAV4 2019 - Crown 2023 - GR Supr 2020 -
Senna 2019 - R8 2008 - Tacoma 2020 -
GR Corolla 2023 - Aygo 2018 - Tundra 2020 -
Corolla 2020 - Vony 2022 - Yaris 2020 -
4 Runner 2020 - C-HR 2019 - Sequoia 2020 -
Grand Highlander 2023 - Prius 2020 -
Prius Prime 2021 - Mirai 2021 -
Highlander 2020 - Venza 2021 -
Corolla Cross 2022 -

For Land Rover

Land Rover Discovery 2019 -
Range Rover 2019 -
Land Rover Discovery Sport 2019 -
Range Rover Evoque 2019 -
Range Rover Sport 2019 -
Range Rover Velar 2019 -

For Kia

Optima 2018 - Soul 2014 - Rio 2018 -
Seltos 2015 - Niro 2017 - KS 2021 -
Soul EV 2018 - Stinger 2018 - EV5 2022 -
Cadenza 2017 - Forte 2017 - Telluride 2023 -
Sorento 2017 - Niro 2019 - Niro 2023 -
Carnival 2022 - Seltos 2021 - Seltos 2024 -
Spargate 2017 - KS 2021 -
Telluride 2020 -
Optima Hybrid 2015 -

For Volvo

XC90 2016 - XC60 2018 - V60 2019 -
S60 2017 - S60 2019 - XC40 2019 -
V90 2017 -

For Chevrolet

Amigo 3 2017 - Tiggo SX 2017 - Tiggo 8 2018 -
Amigo 7 2017 - Tiggo 2 2018 - Amigo 6 2020 -
Tiggo 1 2017 - Tiggo 4 2018 -
Tiggo 3X 2017 -

For Mercedes

GLC-Class 2018 - E-Class 2017 - A-Class 2016 -
GLB-Class 2020 - X-Class 2017 - B-Class 2016 -
GLS-Class 2020 - SL-Class 2017 - S-Class 2018 -
EQ4-Class 2021 - CLA-Class 2016 - C-Class 2019 -
EQ3-Class 2021 - CLS-Class 2016 - Metris 2020 -
EQ5-Class 2022 - GLA-Class 2016 - V-Class 2020 -
EQ6-Class 2022 - GLE-Class 2016 - Citan 2021 -
EQ6-Class 2023 - GLE-Class 2017 - Sprinter 2018 -
E-Class Cabriolet 2016 -
E-Class Coupe 2016 -

For Others

Nissan / Bentley / Cadillac / Alfa Romeo / Buick / Lexus /
Mitsubishi / Acura / Dodge / Peugeot / Genesis / Suzuki /
GMC / Porsche / Lamborghini / Suzuki / MG / Jaguar /
VAUXHALL / Renault / Opel (The Model with OEM Wired AA)

*Not compatible with Tesla, BMW,
Not compatible with cars that CANNOT use WIRED Android auto/ WIRED CarPlay
Not compatible with Zlink/Screen Mirroring

Image: A list of car brands and models compatible with the Android Auto function of the adapter.

What's in the Box

Upon opening the package, you will find the following items:

- 1 x Mini CarPlay & Android Auto Wireless Adapter
- 1 x 3.0 USB-C to USB-A Data Cable
- 1 x USB-A Extension Cable
- 1 x User Manual
- 1 x 3M Adhesive Tape



Image: Visual representation of all items included in the product package.


Product Features

- **5G Chip & Bluetooth 5.3:** Equipped with a 5G chip and Bluetooth 5.3 for fast and stable wireless connections.
- **Heat Dissipation Design:** Features ventilation holes and an upgraded copper USB port to reduce heat buildup and ensure smooth performance. It is normal for the adapter to become warm during use due to high-speed data processing.
- **Gold Plated USB:** Enhances conductivity for improved transmission stability and increased durability.
- **Compact Size:** Designed to be mini and unobtrusive, fitting perfectly in your car's USB port without interfering with other cables.

MORE DESIGN DETAILS

Designed For A Better Experience

Heat Dissipation Design



Ensure optimal performance
during
Android Auto operation

Gold Plated Design



Enhances conductivity
for improved
transmission stability



Image: Close-up showing the heat dissipation vents and gold-plated USB connector of the adapter.



Image: The adapter shown in comparison to a smartphone, highlighting its small and compact form factor.

Setup Instructions

Follow these steps for initial setup and connection:

General Connection Steps

1. Plug the adapter into your car's USB data port.
2. Ensure your phone's Bluetooth and Wi-Fi are turned on.
3. On your phone, search for the adapter's Bluetooth name (e.g., "smartBox-xxxx") and pair.
4. Confirm any pairing requests on your phone and car display.
5. The initial connection may take 15-40 seconds. Subsequent connections will be automatic and faster (5-10 seconds).

Wireless CarPlay Connection Steps

1. Plug the adapter into your car's USB port.
2. Turn on Bluetooth & Wi-Fi on your iPhone.
3. In the Bluetooth list on your iPhone, find "smartBox-xxxx" and click to connect.
4. Click "Connect" to CarPlay on the iPhone pop-up notification.



Image: Step-by-step visual guide for connecting to Wireless CarPlay.

Android Auto Adapter Connection Steps

1. Plug the adapter into your car's USB port.
2. Turn on Bluetooth & Wi-Fi on your Android phone.
3. In the Bluetooth list on your Android phone, find "smartBox-xxxx" and click to connect.
4. Click "Pair" on the phone pop-up notification.

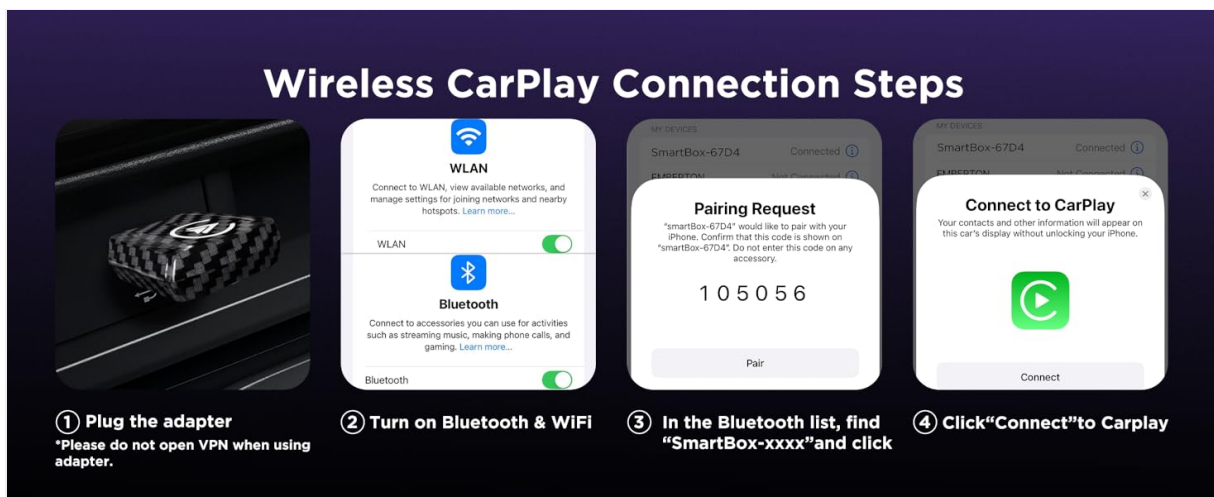


Image: Step-by-step visual guide for connecting to Wireless Android Auto.

Switching Between CarPlay and Android Auto

To switch between connected phones or operating systems:

1. Turn off the Bluetooth and Wi-Fi on the currently connected phone.
2. Turn on the Bluetooth and Wi-Fi of the phone you want to connect.
3. Pair the new phone's Bluetooth with "smartBox-xxxx".
4. Wait for the switch to complete (15-60 seconds).

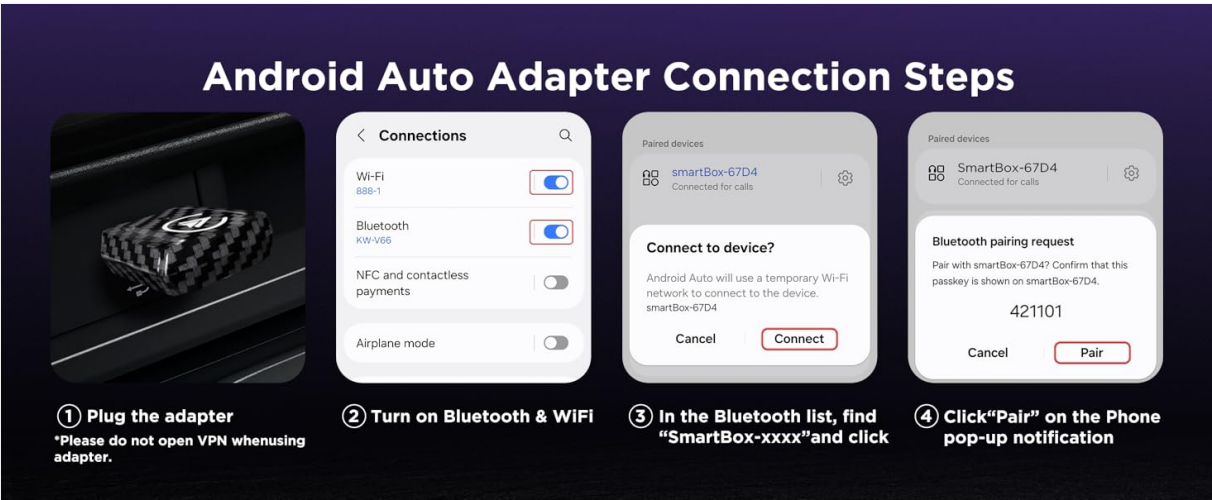


Image: Visual guide demonstrating how to switch from Wireless CarPlay to Android Auto.



Image: Visual guide demonstrating how to switch from Wireless Android Auto to CarPlay.

Setup Videos

Your browser does not support the video tag.

Video: How to Update CarPlay Wireless Adapter. This video provides instructions on updating the adapter's firmware.

Your browser does not support the video tag.

Video: 2in1 | CarPlay & Android Auto Wireless Adapter. A short overview of the adapter's dual functionality.

Your browser does not support the video tag.

Video: MSXTTLY 2in1 Adapter | Upgrade Your Driving Experience. Demonstrates the benefits of using the adapter.

Your browser does not support the video tag.

Video: MSXTTLY 2in1 CarPlay & Android Auto Adapter | Low Latency. Highlights the low latency performance of the adapter.

Your browser does not support the video tag.

Video: MSXTTLY 2in1 Adapter | Plug & Play, Easy Setup. Shows the simple plug-and-play installation process.

Your browser does not support the video tag.

Video: 2in1 | How to Connect & Switch Between CarPlay & Android Auto? Detailed guide on connecting and switching between systems.

Operating Instructions

Once connected, the adapter allows you to use your car's original controls for CarPlay or Android Auto functions. This includes:

- **OEM Control Knob:** Navigate menus and select options using your car's built-in control knob.
- **Touch Screen Control:** Interact directly with the car's display for app selection, navigation, and media playback.
- **Steering Wheel Control:** Use your steering wheel buttons for volume, track skipping, and voice assistant activation.
- **Voice Assistant:** Activate Siri or Google Assistant for hands-free commands.



Image: Demonstrates how the adapter allows retention of original car controls like OEM knob, touch screen, and steering wheel buttons.

Maintenance

To ensure optimal performance and longevity of your MSXTTLY adapter, consider the following:

- **Heat Management:** While the adapter features a heat dissipation design, it is normal for it to become warm during use. For optimal cooling, especially during extended use or in hot environments, we

recommend using the provided extension cable and placing the adapter near an AC vent in your car.

- **Firmware Updates:** Periodically check for firmware updates to ensure the best compatibility and performance. Instructions for updating are typically found in the user manual or on the manufacturer's support website.

Troubleshooting

If you encounter issues with your MSXTTLY adapter, please refer to the following common solutions:

- **Compatibility Check:** Ensure your car is equipped with OEM wired CarPlay or Android Auto (2017+ models) and your phone meets the OS requirements (iOS 10+ for iPhone, Android 11.0+ for Android).
- **Bluetooth & Wi-Fi:** Confirm both Bluetooth and Wi-Fi are enabled on your phone and not connected to other devices during pairing. Do not pair the Wi-Fi or enter a Wi-Fi password while connected to the adapter.
- **Connection Stability:** Connection stability can be affected by environmental signal strength. If issues persist, try restarting both your phone and your car's infotainment system.
- **Adapter Not Recognized:** If the car does not recognize the adapter, ensure it is plugged into the correct data transmission USB port, not just a charging port. The adapter's indicator light should illuminate.
- **Audio Issues:** If there is no sound during phone calls, check the "Audio" settings in CarPlay/Android Auto and ensure no other Bluetooth devices are interfering.
- **Screen Freezes/Unable to Load:** Try unplugging the adapter, resetting your car's radio, and restarting the car. You may also need to "Forget" the "smartBox-xxxx" Bluetooth device from your phone's settings and reconnect.

Specifications

- **Brand:** MSXTTLY
- **Model:** U2AC-01
- **Color:** Black
- **Connector Type:** Mini USB, USB
- **Item Weight:** 2.08 ounces
- **Package Dimensions:** 5.31 x 3.58 x 0.67 inches
- **Compatible Devices:** Cars with wired CarPlay/Android Auto (2017+), iPhone 6 (iOS 10+) and above, Android 11.0 and above.
- **Specific Uses For Product:** Telephone, Navigation, Music Playback

Warranty and Support

MSXTTLY provides a **12-month warranty** for this product. For any questions, problems, or technical assistance, please contact our support team. Our dedicated support team is always here to assist you.

- **Email Support:** support@msxttly.com (Technical Support, response within 18h)
- **Website:** www.msxttly.com (FAQ & Technical Support)
- **WhatsApp Support:** +86 1331 6646 782 (Product Warranty & After-Sales Support)

When contacting support, please provide your order number, vehicle model and year, and mobile model. Screenshots or videos of the issue can help accelerate troubleshooting by 60%.

