

TORRAS iPhone 17 Pro Max

TORRAS Stronger Magnetic & Shockproof Case for iPhone 17 Pro Max Instruction Manual

Model: iPhone 17 Pro Max

1. PRODUCT OVERVIEW

The TORRAS Stronger Magnetic & Shockproof Case is designed to provide robust protection and enhanced functionality for your iPhone 17 Pro Max. It features strong magnetic compatibility, military-grade drop protection, integrated camera control, and customizable buttons, all within a slim profile.

Key Features:

- **Strong Magnetic Compatibility:** Built-in 38 powerful N56 magnets ensure strong attachment and efficient wireless charging with MagSafe accessories.
- **Military-Grade Shockproof Protection:** Features 4th-generation X-SHOCK Technology on all four corners and 360° shock-absorbing airbags, providing excellent impact resistance.
- **Integrated Camera Control Button:** Specifically designed to protect and maintain the responsiveness of the new Camera Control Button with a reinforced 4-layer button structure.
- **Slim Profile & Secure Grip:** Engineered with patented airbag technology for strong protection without bulk, featuring a nano-oleophobic coating for fingerprint resistance and a comfortable grip.
- **Exclusive Detachable 3-Color Buttons:** Includes independent, highly responsive buttons and three interchangeable button color sets for personalization.

2. SETUP AND INSTALLATION

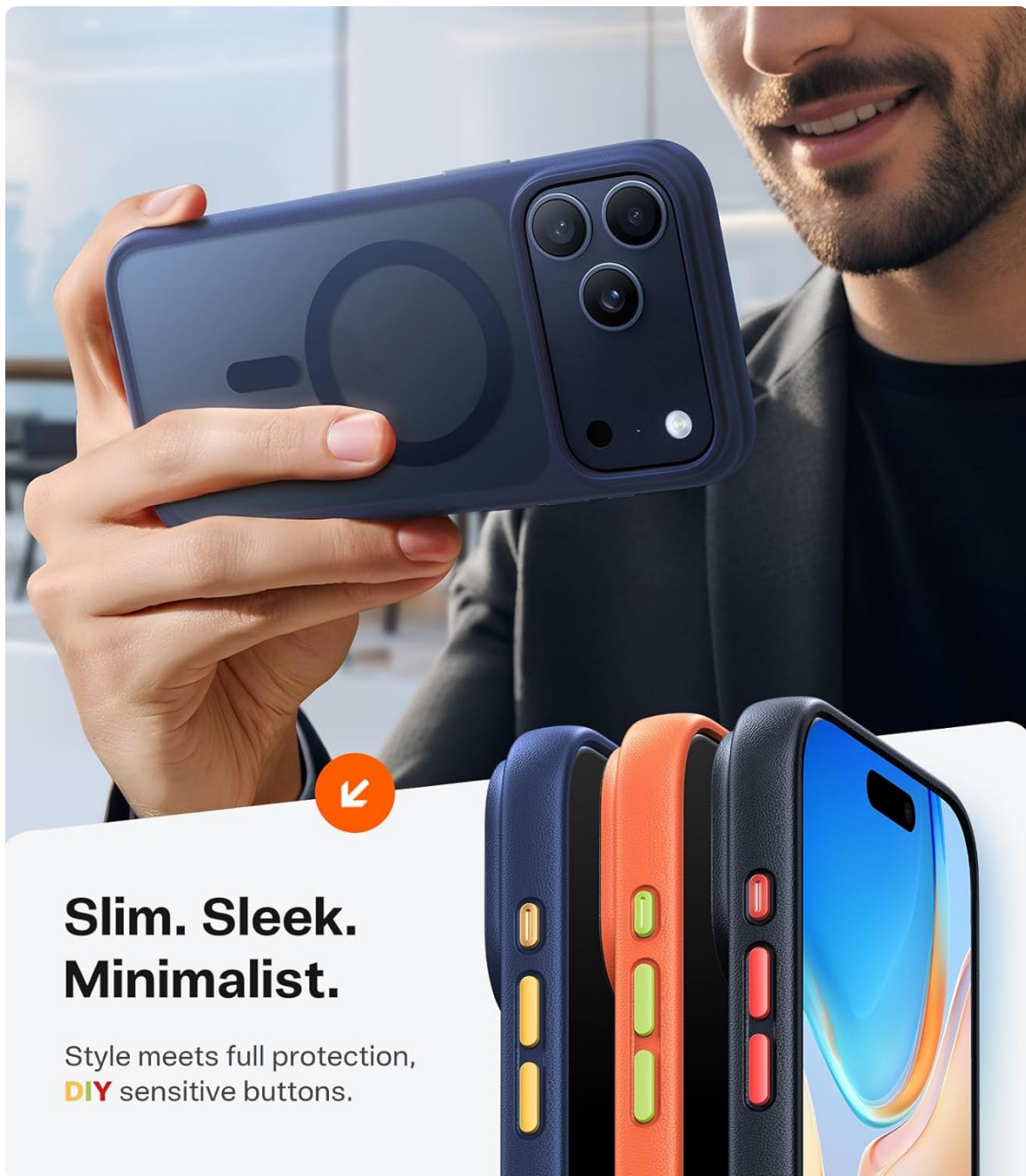
To install your TORRAS case, ensure your iPhone 17 Pro Max is clean and free of dust. Gently insert one side of your phone into the case, then press the other side until the phone is fully seated and all edges are securely covered.



Figure 2.1: Front and side view of the TORRAS iPhone 17 Pro Max case in Deep Blue, showing its slim design and customizable buttons.

Button Customization:

Your case comes with interchangeable buttons. To customize, carefully remove the pre-installed buttons and snap in your preferred color set. Ensure they are securely fitted for optimal responsiveness.



Slim. Sleek. Minimalist.

Style meets full protection,
DIY sensitive buttons.

Figure 2.2: The slim profile of the case highlighting the customizable side buttons.

3. OPERATING INSTRUCTIONS

MagSafe Compatibility:

The integrated N56 magnets ensure strong and precise alignment with MagSafe chargers and accessories. Simply place your MagSafe-compatible charger or accessory onto the back of the case for a secure connection and efficient wireless charging.

Perfect Alignment, Faster Charging

1:1 precision alignment & Halbach Tech max efficiency.



Choose ours for the strongest connection.



TORRAS
Full Magnetic Ring
38 Magnets



Other Options
Semi-Magnetic Ring
Number of magnets: ?


Figure 3.1: Demonstration of MagSafe charger alignment and wireless charging with the case.

Unshakable Magnetic Power

38 N56 magnets locked secure on bumpy roads.



Torras :
Laboratory test data



TORRAS Patented:

TORRAS with MagSafe integration features **38 built-in N56 magnets**, utilizing the latest Halbach array patent. We were **the first to achieve perfect alignment** between the magnet array and the phone's magnetic coil. **The full magnetic ring** ensures stronger suction and higher charging efficiency.



Figure 3.2: The case securely holding the iPhone 17 Pro Max on a magnetic car mount.

Camera Control Button:

The case is designed to fully support the iPhone 17 Pro Max's Camera Control Button. The reinforced 4-layer structure ensures precise and responsive clicks, allowing seamless operation of camera functions without removing the case.

Upgraded Camera Control

More sensitive and more protective



Figure 3.3: Close-up of the upgraded Camera Control Button integration, showing its layered structure.

Video Demonstrations:

Your browser does not support the video tag.

Video 3.1: Overview of the TORRAS Stronger Magnetic Case for Apple iPhone 17 Pro Max, demonstrating its features and design.

Your browser does not support the video tag.

Video 3.2: Detailed look at the button features and magnetic strength of the TORRAS case.

4. MAINTENANCE

The case features an upgraded nano-oleophobic coating, which resists fingerprints and minor scratches. To clean, simply wipe the case with a soft, damp cloth. Avoid using harsh chemicals or abrasive materials that could damage the coating.

5. TROUBLESHOOTING

Common Issues:

- **Charging Disconnect:** Ensure your MagSafe charger is properly aligned with the magnetic ring on the case. Remove any foreign objects between the charger and the case.
- **Buttons Falling Off:** Re-insert the detachable buttons firmly into their designated slots. If buttons are lost or damaged, contact customer support for replacements.

6. SPECIFICATIONS

Feature	Detail
Brand	TORRAS
Compatible Phone Models	for iPhone 17 Pro Max (6.9 inch)
Material	Magnets, PC(Polycarbonate), TPU(Thermoplastic Polyurethane), TPE(Thermoplastic Elastomer)
Color	Deep Blue
Special Features	Magnetic, Scratch resistant, Shockproof, Slim Fit, Wireless Charging Compatible
Item Weight	2.82 ounces
Product Dimensions	0.01 x 0.01 x 0.01 inches



What's in the Box:

- 1x TORRAS Magnetic Case
- 2x Replacement Buttons

7. WARRANTY AND SUPPORT

TORRAS offers a **365-Day Exchange** policy. If you encounter any issues such as receiving a different color, a used item, a damaged stand, charging disconnects, or buttons falling off, please contact TORRAS customer support for hassle-free assistance and replacements.

For support, please refer to the contact information provided with your product packaging or visit the official TORRAS website.

 <p>User Guide</p> <p>TORRAS support@torraslife.com</p> <p>1. Confirm your phone size before buying!</p> <p>Compatible Models: iPhone 15, 15 Pro, 15 Pro Max, 15 Plus</p> <p>2. Please check the compatibility of your phone before buying.</p> <p>3. Please check the compatibility of your phone before buying.</p> <p>4. Please check the compatibility of your phone before buying.</p> <p>5. Please check the compatibility of your phone before buying.</p> <p>6. Please check the compatibility of your phone before buying.</p> <p>7. Please check the compatibility of your phone before buying.</p> <p>8. Please check the compatibility of your phone before buying.</p> <p>9. Please check the compatibility of your phone before buying.</p> <p>10. Please check the compatibility of your phone before buying.</p>	<p>TORRAS User Guide for iPhone 15 Case</p> <p>User guide for TORRAS iPhone 15 clear case, detailing compatibility, features, and customer support contact information. Learn how to confirm your phone model and get assistance.</p>
 <p>TORRAS support@torraslife.com</p> <p>Need Help With Your TORRAS Case? Get 100% Satisfaction Guarantee!</p> <p>1. Please check the compatibility of your phone before buying.</p> <p>2. Please check the compatibility of your phone before buying.</p> <p>3. Please check the compatibility of your phone before buying.</p> <p>4. Please check the compatibility of your phone before buying.</p> <p>5. Please check the compatibility of your phone before buying.</p> <p>6. Please check the compatibility of your phone before buying.</p> <p>7. Please check the compatibility of your phone before buying.</p> <p>8. Please check the compatibility of your phone before buying.</p> <p>9. Please check the compatibility of your phone before buying.</p> <p>10. Please check the compatibility of your phone before buying.</p>	<p>TORRAS iPhone 15 Pro Max Case: User Guide & Support</p> <p>Official guide for TORRAS iPhone 15 Pro Max cases, covering customer support, compatibility (6.7-inch iPhone 15 Pro Max, 2023), MagSafe, and detailed usage instructions for the camera kickstand.</p>
 <p>TORRAS support@torraslife.com</p> <p>Need Help With Your TORRAS Case? Get 100% Satisfaction Guarantee!</p> <p>1. Please check the compatibility of your phone before buying.</p> <p>2. Please check the compatibility of your phone before buying.</p> <p>3. Please check the compatibility of your phone before buying.</p> <p>4. Please check the compatibility of your phone before buying.</p> <p>5. Please check the compatibility of your phone before buying.</p> <p>6. Please check the compatibility of your phone before buying.</p> <p>7. Please check the compatibility of your phone before buying.</p> <p>8. Please check the compatibility of your phone before buying.</p> <p>9. Please check the compatibility of your phone before buying.</p> <p>10. Please check the compatibility of your phone before buying.</p>	<p>TORRAS YTP101065D Quick Guide: Installing and Removing Your iPhone 15 Pro Case</p> <p>Concise installation and removal guide for the TORRAS YTP101065D ultra-thin phone case for iPhone 15 Pro. Learn how to easily attach and detach your MagSafe-compatible case.</p>
 <p>TORRAS support@torraslife.com</p> <p>Need Help With Your TORRAS Case? Get 100% Satisfaction Guarantee!</p> <p>1. Please check the compatibility of your phone before buying.</p> <p>2. Please check the compatibility of your phone before buying.</p> <p>3. Please check the compatibility of your phone before buying.</p> <p>4. Please check the compatibility of your phone before buying.</p> <p>5. Please check the compatibility of your phone before buying.</p> <p>6. Please check the compatibility of your phone before buying.</p> <p>7. Please check the compatibility of your phone before buying.</p> <p>8. Please check the compatibility of your phone before buying.</p> <p>9. Please check the compatibility of your phone before buying.</p> <p>10. Please check the compatibility of your phone before buying.</p>	<p>TORRAS iPhone 13/14 Case Compatibility and Support</p> <p>Information on ensuring your TORRAS phone case is compatible with your iPhone 13 or iPhone 14 (6.1-inch screen) and how to contact TORRAS customer support.</p>
 <p>TORRAS support@torraslife.com</p> <p>Need Help With Your TORRAS Case? Get 100% Satisfaction Guarantee!</p> <p>1. Please check the compatibility of your phone before buying.</p> <p>2. Please check the compatibility of your phone before buying.</p> <p>3. Please check the compatibility of your phone before buying.</p> <p>4. Please check the compatibility of your phone before buying.</p> <p>5. Please check the compatibility of your phone before buying.</p> <p>6. Please check the compatibility of your phone before buying.</p> <p>7. Please check the compatibility of your phone before buying.</p> <p>8. Please check the compatibility of your phone before buying.</p> <p>9. Please check the compatibility of your phone before buying.</p> <p>10. Please check the compatibility of your phone before buying.</p>	<p>TORRAS WX3 Ostand Wireless Charger User Manual & Safety Guide</p> <p>Official user manual and safety instructions for the TORRAS WX3 Ostand Wireless Charger. Learn how to set up, use, and maintain your wireless charger, compatible with iPhone 12 and later models. Includes specifications, compatibility information, and important safety warnings.</p>
 <p>TORRAS support@torraslife.com</p> <p>Need Help With Your TORRAS Case? Get 100% Satisfaction Guarantee!</p> <p>1. Please check the compatibility of your phone before buying.</p> <p>2. Please check the compatibility of your phone before buying.</p> <p>3. Please check the compatibility of your phone before buying.</p> <p>4. Please check the compatibility of your phone before buying.</p> <p>5. Please check the compatibility of your phone before buying.</p> <p>6. Please check the compatibility of your phone before buying.</p> <p>7. Please check the compatibility of your phone before buying.</p> <p>8. Please check the compatibility of your phone before buying.</p> <p>9. Please check the compatibility of your phone before buying.</p> <p>10. Please check the compatibility of your phone before buying.</p>	<p>TORRAS PB4A Power Bank User Manual: Specifications, Usage, and Safety</p> <p>Detailed user manual for the TORRAS PB4A Power Bank, covering specifications, wired and wireless charging instructions, safety guidelines, and FCC compliance. Features magnetic wireless charging for iPhones.</p>