

Manuals+

[Q & A](#) | [Deep Search](#) | [Upload](#)

manuals.plus /

› [Jasion](#) /

› [Jasion Thunder Electric Bike User Manual](#)

Jasion Thunder

Jasion Thunder Electric Bike User Manual

Model: Thunder

1. SAFETY INFORMATION

Before operating your Jasion Thunder Electric Bike, please read this manual thoroughly. Failure to follow instructions and safety guidelines may result in serious injury or damage to the product. Always wear a helmet and appropriate safety gear when riding.

- **Pre-Ride Check:** Always perform a pre-ride inspection of brakes, tires, battery level, and all fasteners.
- **Local Regulations:** Adhere to all local traffic laws and regulations regarding electric bicycles.
- **Weight Limit:** Do not exceed the maximum weight recommendation of 400 pounds.
- **Age Recommendation:** This electric bike is designed for adult use only.
- **Weather Conditions:** Exercise caution when riding in wet conditions. Hydraulic disc brakes provide reliable stopping power, but wet surfaces can reduce traction.

2. PACKAGE CONTENTS

Your Jasion Thunder Electric Bike package includes the following items:

- Jasion Thunder Electric Bike (85% pre-assembled)
- Battery Charger
- User Manual (this document)
- Basic Tool Kit for assembly

3. SETUP AND ASSEMBLY

The Jasion Thunder Electric Bike arrives approximately 85% assembled. Final assembly typically takes around 30 minutes and involves attaching the front wheel, handlebars, pedals, and seat. Refer to the included basic tool kit for necessary tools.

3.1 Initial Charging

Before your first ride, fully charge the 48V 18Ah (864Wh) removable battery. Charging typically takes 7-8 hours. The battery can be charged while installed on the bike or removed.

Note: For detailed visual instructions, refer to the official Jasion assembly videos available online.

THUNDER

UL

JASION

Removable Battery

38-80Miles
Max Range

1000+
Battery Cycle

7-8Hr
Charging

BMS
Power Saving

Image: The removable 864Wh battery integrated into the bike frame, highlighting its easy access for charging.

4. OPERATING INSTRUCTIONS

The Jasion Thunder Electric Bike features an intuitive control system designed for ease of use and a customizable riding experience.

4.1 Controls and Display

The bike is equipped with an upgraded LCD display and a 7-in-1 switch for managing various functions.

- **LCD Display:** Shows current speed, battery level, pedal assist level (PAS), and mileage.
- **7-in-1 Switch:** Controls power, lights, horn, and adjusts pedal assist levels.

THUNDER

Vibrant Ride Dashboard

Your vision, upgraded



7 in-1
Command



5 PAS
Controllable



7 Variable
Resistance

Image: Close-up of the vibrant LCD display on the handlebars, showing speed, battery, and pedal assist information.

4.2 Riding Modes and Speed

The Thunder offers versatile riding options:

- **Pedal Assist (PAS):** Choose from 5 levels of pedal assist. The 1500W peak motor with 85 N.M torque provides a powerful and natural pedaling experience, assisting you up to 28 MPH.
- **Throttle Mode:** Engage the throttle for electric-only propulsion, reaching speeds over 30 MPH.

- **Manual Mode:** Ride the bike like a traditional bicycle using the 7-speed gears without electric assistance.

The bike's range varies from 35-80 miles depending on the riding mode, terrain, and rider weight (tested with a 165lb rider in Eco mode).

4.3 Jasion APP Control

Enhance your riding experience with the Jasion mobile application:

- **Track Rides:** Monitor your ride statistics.
- **Battery Levels:** Check real-time battery status.
- **Control Lights:** Manage the integrated lighting system.
- **Lock/Unlock:** Remotely secure your e-bike.
- **OTA Updates:** Receive over-the-air firmware updates.

THUNDER

Customize Thunder with APP

Conquer Hills & Highways with Ease!



Image: A smartphone displaying the Jasion app interface, showing battery level, PAS settings, and ride data, alongside the electric bike.

4.4 Safety Features

- **Hydraulic Disc Brakes:** Dual 180mm hydraulic disc brakes provide a stopping distance of 4 meters and a full stop in 2 seconds, offering reliable control in various conditions.
- **Integrated Lighting System:** Includes a bright 800 lumen headlight, brake light, and turn signals for enhanced visibility and communication with other road users.

- **Fat Tires & Suspension:** 26"x4" fat tires and front suspension absorb bumps and provide excellent grip on diverse terrains, from city streets to trails.

STOPPING & LIGHTING



FASTER



JASION

Image: Visual representation of the bike's safety features, including the bright headlight, rear turn signals, and the hydraulic brake system.

5. MAINTENANCE

Regular maintenance ensures the longevity and optimal performance of your Jasion Thunder Electric Bike.

- **Battery Care:** Charge the battery regularly, even when not in use, to maintain its health. Avoid fully discharging the battery. The battery is rated for 1000+ charge cycles.
- **Tire Pressure:** Check tire pressure before each ride. Refer to the tire sidewall for recommended PSI.
- **Brake Inspection:** Regularly inspect brake pads and rotors for wear. Ensure brake levers are responsive.
- **Chain Lubrication:** Keep the chain clean and lubricated for smooth gear changes and to prevent wear.
- **Fastener Check:** Periodically check all bolts and fasteners for tightness.
- **Cleaning:** Clean the bike with a damp cloth. Avoid high-pressure washing directly on electrical components.

6. TROUBLESHOOTING

This section addresses common issues you might encounter with your Jasion Thunder Electric Bike.

6.1 Battery Indicator Discrepancy

Issue: The battery indicator on the display shows a mix of red, yellow, and green lights when fully charged, instead of all green.

Possible Cause: This could be a calibration issue with the battery management system (BMS) or a display error.

Solution:

1. Ensure the battery is fully charged until the charger indicator turns green.
2. If the issue persists, try fully discharging the battery (by riding until it's low) and then fully recharging it. This can sometimes recalibrate the BMS.
3. If the problem continues, contact Jasion customer support for further assistance.

6.2 Motor Not Engaging / No Power Assist

Possible Causes:

- Battery not charged or not properly seated.
- Power switch is off.
- Brake levers are engaged (some e-bikes have safety cut-offs).
- Loose electrical connection.

Solutions:

1. Check battery charge level and ensure it is securely installed.
2. Verify the bike's power switch is in the 'ON' position.
3. Release both brake levers completely.
4. Inspect visible cable connections for looseness. If unsure, contact support.

6.3 Unusual Noises During Operation

Possible Causes:

- Loose components.
- Brake rub.
- Chain issues (dry, dirty, or misaligned).

Solutions:


1. Stop riding and visually inspect the bike for any loose parts.
2. Check if brake pads are rubbing against the rotors. Adjust if necessary.
3. Clean and lubricate the chain. Ensure it is properly seated on the gears.

7. SPECIFICATIONS


THUNDER

Frame Size


A.	Seat tube	15"
B.	Chainstay	19"
C.	Effective top tube	26"
D.	Head tube	6"
E.	Handlebar Height	46"
F.	Minimum seat height	32"
G.	Maximum seat height	39"
H.	Wheelbase	46"
I.	Total length	74"



5'2"-6'5"
Recommended Height



82 LBS
Bicycle Weight



400LBS
Payload

JASION

Image: Detailed diagram illustrating the frame dimensions and recommended rider height for the Jasion Thunder Electric Bike.

Feature	Detail
Model Name	Thunder
Brand	Jasion
Bike Type	Electric Bike
Age Range	Adult
Motor	1500W Peak Hub Motor
Battery	48V 18Ah (864Wh) Removable
Max Speed	30+ MPH
Range	35-80 Miles (Eco mode, 165lb rider)
Torque	85 N.M
Wheel Size	26 Inches (4" Fat Tires)
Frame Material	Carbon Steel
Suspension Type	Front
Brake Style	Dual 180mm Hydraulic Disc
Number of Speeds	7
Special Feature	LCD-Display, APP Control, Integrated Lighting (Headlight, Brake Light, Turn Signals)
Maximum Weight Recommendation	400 Pounds
Recommended Rider Height	5'2" - 6'5"
Bicycle Weight	82 lbs
Included Components	Battery Charger, User Manual, Basic Tool Kit

8. WARRANTY AND SUPPORT

Jasion is committed to providing excellent customer service and product support.

- **Warranty:** Your Jasion Thunder Electric Bike comes with a 12-month limited warranty.
- **Product Care:** An extra 1-year product care plan is included.
- **Technical Guidance:** Lifetime technical guidance is available.

8.1 Contact Information

For any questions, technical assistance, or warranty claims, please contact our support team:

- **Phone Support:** 1 (888) 825-6366
- **Email Support:** Available through our official website or the Jasion APP.



Image: Graphic detailing Jasion's customer support offerings, including lifetime technical guidance, 12-month warranty, extra 1-year product care, and contact information.