

NIMO NIMO N151

NIMO 15.6" IPS FHD-Student-Laptop User Manual

Model: NIMO N151 | Brand: NIMO

Your comprehensive guide to setting up, operating, and maintaining your NIMO laptop.

1. SETUP AND FIRST USE

This section guides you through the initial setup of your NIMO 15.6" Laptop, from unboxing to first power-on.

1.1 Unboxing and Initial Inspection

Carefully remove all components from the packaging. Verify that the following items are included:

- 1 x NIMO N151 Laptop
- 1 x Type-C 65W PD Fast Charger
- 1 x User Manual (this document)
- Windows 11 Home pre-installed



Figure 1.1: NIMO 15.6" Laptop and its key features.

1.2 Charging the Laptop

Before first use, it is recommended to fully charge your laptop. Connect the Type-C 65W PD Fast Charger to the Type-

C (Charge Only) port on the laptop and to a power outlet. The charging indicator light will illuminate.



Figure 1.2: Laptop connected to the 65W PD Fast Charger.

1.3 Powering On and Initial Windows Setup

Press the power button located on the keyboard. The laptop will boot up and guide you through the Windows 11 Home initial setup process. Follow the on-screen prompts to configure language, region, network settings, and user accounts.

Your browser does not support the video tag.

Video 1.1: Demonstration of the NIMO 15.6" Laptop's features and seamless performance, including initial boot-up and usage scenarios.

2. OPERATING YOUR NIMO LAPTOP

Understand the core functionalities and features of your NIMO laptop for optimal performance.

2.1 Display and Visuals

Your NIMO laptop features a 15.6-inch Full HD (1920x1080) IPS Anti-Glare Display. This display offers an 85% screen-to-body ratio with narrow bezels, providing an immersive viewing experience. The anti-glare coating helps reduce eye strain during extended use.



Figure 2.1: The vibrant 15.6" FHD IPS display of the NIMO laptop.

2.2 Performance and Storage

The laptop is powered by an Intel Alder Lake-N100 12th Gen processor (3.4GHz, 4 cores, 4 threads), designed for efficient multitasking and responsive workflows. It comes with 16GB DDR4 RAM and a 1TB PCIe SSD, ensuring fast boot-ups and ample storage for your files and applications. Both RAM and SSD are upgradable for future needs.

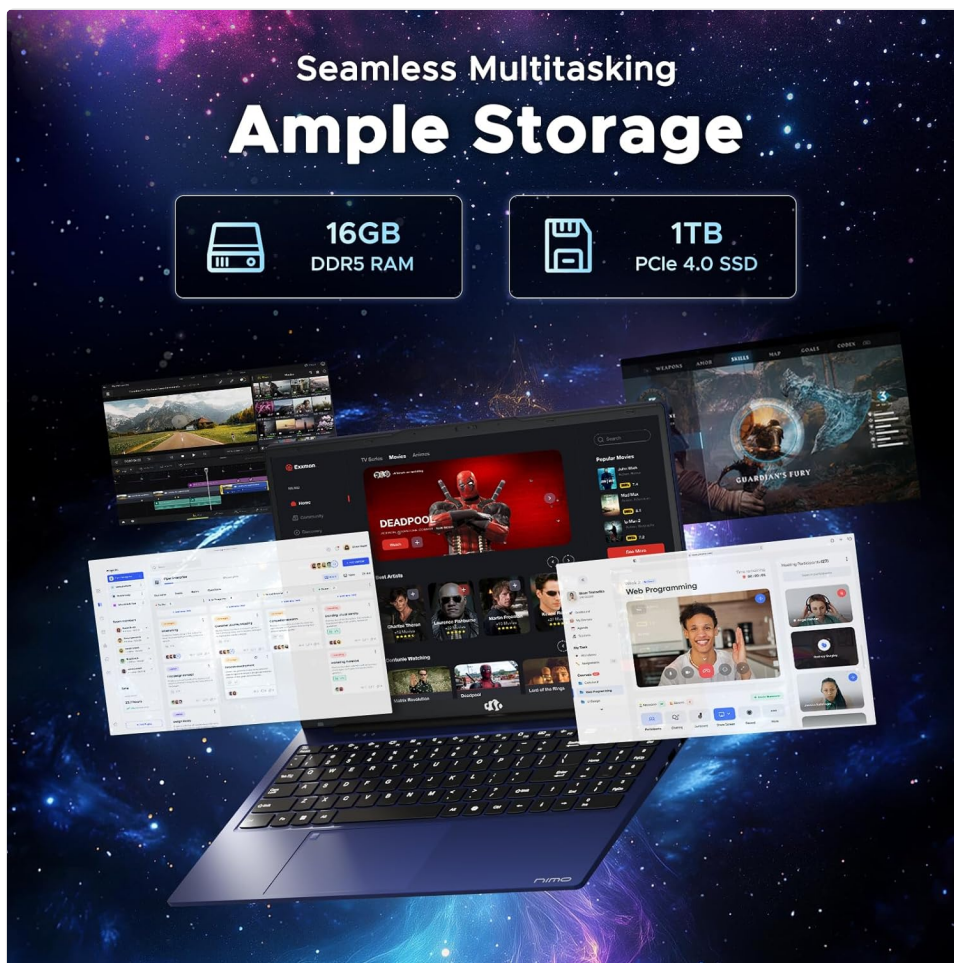


Figure 2.2: Seamless multitasking and ample storage capabilities.



Figure 2.3: Intel Alder Lake-N100 Processor performance overview.

2.3 Keyboard and Security Features

The laptop features a backlit keyboard with a numeric keypad, enhancing usability in various lighting conditions. For secure and quick access, an integrated fingerprint sensor is included, allowing for one-touch login.



Figure 2.4: Backlit keyboard and fingerprint sensor for enhanced security and convenience.

2.4 Connectivity and Ports

Stay connected with Wi-Fi 6 and Bluetooth 5.2. The laptop offers a variety of ports for peripherals and external displays:

- USB 3.0 Ports (x3)
- USB 2.0 Port (x1)
- Type-C (Multifunction) Port
- Type-C (Charge Only) Port
- HDMI Port
- Headphone Jack
- Micro SD Reader
- Kensington Lock Slot



Figure 2.5: Overview of laptop connectivity ports.

2.5 Webcam and Privacy

The integrated 2.0MP webcam is equipped with a physical privacy switch, allowing you to easily disable the camera when not in use, ensuring your privacy is protected.

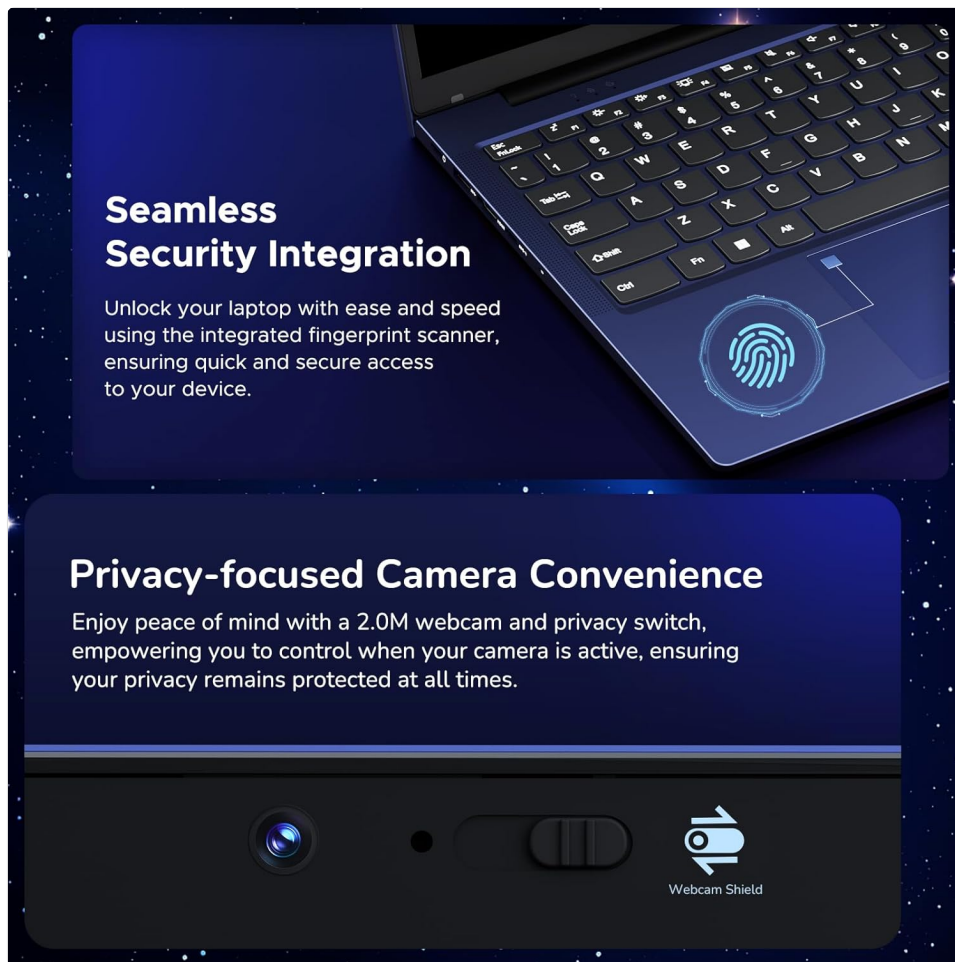


Figure 2.6: Webcam with privacy switch for enhanced security.

3. MAINTENANCE AND CARE

Proper maintenance ensures the longevity and optimal performance of your NIMO laptop.

3.1 Cleaning Your Laptop

- Use a soft, lint-free cloth for cleaning the screen and exterior.
- For stubborn smudges, slightly dampen the cloth with water or a screen-cleaning solution. Avoid harsh chemicals.
- Use compressed air to clear dust from keyboard keys and ventilation grilles.

3.2 Battery Care

- Avoid completely discharging the battery frequently.
- For long-term storage, charge the battery to around 50-60% and store in a cool, dry place.
- Use only the provided NIMO Type-C 65W PD Fast Charger or a compatible charger.

3.3 Software Updates

Regularly check for and install Windows updates to ensure your system has the latest security patches and performance improvements. You can find Windows Update settings in the System Settings menu.

4. TROUBLESHOOTING

This section provides solutions to common issues you might encounter with your NIMO laptop.

4.1 Laptop Does Not Power On

- Ensure the laptop is connected to the power adapter and the adapter is plugged into a working electrical outlet.
- Check if the charging indicator light is on. If not, try a different outlet or inspect the charger for damage.
- Press and hold the power button for 10-15 seconds to perform a hard reset.

4.2 Wi-Fi Connectivity Issues

- Verify that Wi-Fi is enabled in Windows settings.
- Restart your router and modem.
- Forget the Wi-Fi network and reconnect, entering the password again.
- Update your Wi-Fi drivers through Device Manager.

4.3 Slow Performance

- Close unnecessary applications running in the background.
- Check Task Manager (Ctrl+Shift+Esc) for processes consuming high CPU, RAM, or disk usage.
- Ensure your Windows operating system is up to date.
- Run a disk cleanup and defragmentation (for HDD) or optimize (for SSD).
- Scan for malware or viruses.

If issues persist, please refer to the Warranty and Support section for further assistance.

5. SPECIFICATIONS

Detailed technical specifications for the NIMO 15.6" Laptop (Model: NIMO N151).

Feature	Specification
Standing Screen Display Size	15.6 Inches
Screen Resolution	1920 x 1080 pixels (FHD)
Processor	Intel Alder Lake-N100 (3.4 GHz, 4 Cores, 4 Threads)
RAM	16 GB DDR4 (Upgradable)
Hard Drive	1 TB SSD (PCIe, Upgradable)
Graphics Coprocessor	Integrated Graphics
Wireless Type	Wi-Fi 6 (802.11ax), Bluetooth 5.2
USB Ports	3x USB 3.0, 1x USB 2.0
Type-C Ports	1x Multifunction, 1x Charge Only

Feature	Specification
Other Ports	HDMI, Headphone Jack, Micro SD Reader, Kensington Lock
Average Battery Life	5 Hours (usage), up to 7 hours (standby)
Operating System	Windows 11 Home
Item Weight	3.8 pounds
Product Dimensions	14.07 x 8.98 x 0.76 inches
Special Features	Backlit Keyboard, Fingerprint Reader, HD Audio, Memory Card Slot, Numeric Keypad, Webcam Shield
Rear Webcam Resolution	2 MP

6. WARRANTY AND SUPPORT

NIMO is committed to your satisfaction. We offer comprehensive support for your product.

6.1 Manufacturer's Warranty

Your NIMO laptop is covered by a **2-Year Manufacturer's Warranty** from NIMO Direct Inc. This warranty covers defects in materials and workmanship under normal use. Please retain your proof of purchase for warranty claims.

6.2 Return Policy


We offer a **90-Day Hassle-Free Return Policy**. If you are not satisfied with your purchase, you may return it within 90 days from the date of purchase, subject to the terms and conditions of the return policy.






6.3 Customer Support

For any technical assistance, troubleshooting, or warranty inquiries, dedicated **24/7 support** is available. Please refer to the contact information provided on the NIMO Direct Inc. website or your purchase documentation for support channels.

Note: NIMO laptops are partially assembled in the USA with rigorously tested components to ensure reliability and precision.

Related Documents - NIMO N151

	<p>NIMO N175 Series Laptop User Manual and Safety Information</p> <p>Official user manual and safety guide for the NIMO N175 series laptop. Provides detailed information on product features, setup, operation, maintenance, troubleshooting, warranty, and regulatory compliance.</p>
---	---

	<p>Nimo MME2S Series Mini PC User Manual</p> <p>User manual for the Nimo MME2S series Mini PC, covering setup, operation, safety precautions, package contents, BIOS setup, FCC compliance, and warranty information.</p>
	<p>NIMO N157 Series Laptop User Manual</p> <p>User manual for the NIMO N157 series laptop, covering product schematic, instructions for use, safety guidelines, troubleshooting, warranty information, and FCC/IC compliance.</p>
	<p>NIMO N173 Series Notebook User Manual Setup, Safety & Troubleshooting Guide</p> <p>Comprehensive user manual for the NIMO N173 series notebook, covering product schematics, setup instructions, power supply, charging, cleaning, maintenance, safety guidelines, troubleshooting, and warranty information.</p>
	<p>NIMO N171 Series Laptop User Manual and Safety Guide</p> <p>Comprehensive user manual for the NIMO N171 series laptop, covering product specifications, usage instructions, safety guidelines, troubleshooting, and warranty information.</p>
	<p>NIMO N153 Series Laptop User Manual and Safety Guide</p> <p>This user manual provides comprehensive information for the NIMO N153 series laptop, including setup instructions, function key details, power supply and charging guidance, safety precautions, troubleshooting steps, warranty information, and FCC compliance statements.</p>