

LUXOAK CFT032

LUXOAK 70-inch Farmhouse Fireplace TV Stand

Model: CFT032

INTRODUCTION

Thank you for choosing the LUXOAK 70-inch Farmhouse Fireplace TV Stand. This manual provides essential information for the safe assembly, operation, and maintenance of your new entertainment center. Please read all instructions carefully before use and retain this manual for future reference.

This TV stand is designed to accommodate televisions up to 80 inches and features a 37-inch electric fireplace insert, integrated LED lighting, and ample storage solutions including glass-door cabinets and drawers.

SAFETY INFORMATION

WARNING: To reduce the risk of fire, electric shock, or injury, observe the following:

- Read all instructions before installing or using this appliance.
- This appliance is hot when in use. To avoid burns, do not let bare skin touch hot surfaces. Keep combustible materials, such as furniture, pillows, bedding, papers, clothes, and curtains at least 3 feet (0.9 m) from the front of the heater, and keep them away from the sides and rear.
- Extreme caution is necessary when any heater is used by or near children or invalids and whenever the heater is left operating and unattended.
- Do not operate any heater with a damaged cord or plug or after the heater malfunctions, has been dropped or damaged in any manner.
- Do not run cord under carpeting. Do not cover cord with throw rugs, runners, or similar coverings. Arrange cord away from traffic area and where it will not be tripped over.
- Connect to properly grounded outlets only.
- Do not insert or allow foreign objects to enter any ventilation or exhaust opening as this may cause an electric shock or fire, or damage the heater.
- To prevent a possible fire, do not block air intakes or exhaust in any manner. Do not use on soft surfaces, like a bed, where openings may become blocked.
- This appliance is not intended for use in bathrooms, laundry areas, and similar indoor locations. Never

locate heater where it may fall into a bathtub or other water container.

- Use this heater only as described in this manual. Any other use not recommended by the manufacturer may cause fire, electric shock, or injury to persons.

PACKAGE CONTENTS

Your LUXOAK Fireplace TV Stand is delivered in two separate packages. Please ensure you have received both packages before beginning assembly. Carefully unpack all components and verify against the included parts list in the separate assembly instructions.

COMES IN 2 PACKAGES
Maybe Delivered on Different Days

1 + 2
Electric Fireplace TV Stand

In 2 Packages

Fast Shipment

Safe Delivery

High Quality delivery Service

White ■ Dark Grey ■ Dark Brown ■

The TV stand and electric fireplace are shipped in two separate packages.

SETUP AND ASSEMBLY

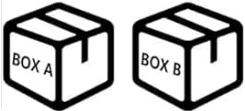
Detailed step-by-step assembly instructions are included with your product packaging. Please refer to those instructions for specific guidance on assembling the TV stand and installing the electric fireplace insert.

General Assembly Tips:

- Ensure you have all parts and hardware before starting.
- Assemble on a soft, clean surface to prevent scratches.
- Tighten all fasteners securely, but do not overtighten.
- Two people are recommended for assembly due to the size and weight of the unit.

PRODUCT SIZE

250
lbs



The item is delivered in TWO packages and may arrive on DIFFERENT day.



Product dimensions for planning your space.



Adjustable shelves, hinges, and metal handles for customization and durability.

OPERATING INSTRUCTIONS

Electric Fireplace Operation

The 37-inch electric fireplace can be operated using the control panel on the unit or the included remote control. Ensure the fireplace is properly plugged into a grounded 120V AC outlet.

- **Power On/Off:** Press the power button to turn the fireplace on or off.
- **Flame Color:** Cycle through 7 different flame colors using the flame color button.
- **Temperature Control:** Adjust the heat output between 62°F and 82°F (17°C and 28°C). The flame and heat functions can be controlled independently.
- **Timer Function:** Set an automatic shut-off timer for 1 to 8 hours.
- **Heat Output:** The 1400W heater provides supplemental heating for areas up to 400 sq ft.

37 " Electric Fireplace with 7 Flame Colors



7 Flame Colors



Dynamic Flame Color Mode




64°-82°F Temperature Adjustable



1-8H Timer



1400W Heater




Electric fireplace features and remote control for easy operation.

LED Light Operation

The integrated LED light strips in the glass-door cabinets offer 7 adjustable colors and can synchronize with the fireplace flame colors.

- **Color Selection:** Use the dedicated button on the remote or control panel to change the LED light color.
- **Synchronization:** The LED lights can be set to match the current flame color of the electric fireplace.



LED Storage Cabinet

Light changes with the flame color

LED lighting in storage cabinets with multiple color options.

MAINTENANCE

Cleaning the TV Stand

- Wipe surfaces with a soft, damp cloth. Avoid harsh chemicals or abrasive cleaners.
- For glass doors, use a standard glass cleaner.
- Dust regularly to prevent buildup.

Electric Fireplace Care

- Ensure the fireplace is unplugged and cool before cleaning.
- Clean the exterior with a soft, damp cloth.
- Keep ventilation openings clear of dust and debris.
- Do not attempt to service the internal components of the fireplace. Refer to qualified service personnel if issues arise.

TROUBLESHOOTING


Problem	Possible Cause	Solution
Fireplace does not turn on.	No power, loose plug, circuit breaker tripped.	Check power cord connection. Ensure outlet is functional. Reset circuit breaker if tripped.
No heat, but flames are visible.	Heat function is off, temperature setting too low.	Activate heat function using control panel or remote. Increase temperature setting.
Remote control not working.	Dead batteries, obstruction, remote out of range.	Replace batteries. Remove any obstructions between remote and fireplace. Ensure remote is within operating range.
LED lights not changing color.	Incorrect setting, loose connection.	Verify LED light settings on control panel or remote. Check wiring connections if accessible and safe.

SPECIFICATIONS

Feature	Detail
Brand	LUXOAK
Model Name	CFT032
Product Dimensions (D x W x H)	15" x 70" x 31"
Material	Engineered Wood
Finish Type	Wood
Color	White
Installation Type	Floor Mount
Power Source	Corded Electric
Heat Output	5100 British Thermal Units
Heating Coverage	400 sq ft
Electric Fireplace Size	37" W x 5" D x 17.5" H
Maximum Compatible TV Size	80 inches

Feature	Detail
Item Weight	135 Pounds
Special Features	Adjustable Flame, LED Flame, Storage Glass Door

Suitable for TV Size up to 80"



The TV stand is suitable for televisions up to 80 inches.

WARRANTY AND SUPPORT

For warranty information, customer service, or to order replacement parts, please refer to the documentation included with your product packaging or visit the official LUXOAK website. Please have your model number (CFT032) and purchase date available when contacting support.

