

## Manuals+

[Q & A](#) | [Deep Search](#) | [Upload](#)

Manuals.plus /

› [Roinvou](#) /

› Roinvou Qualcomm 8 Core Car Radio for Mini Cooper R60 (2011-2016) - User Manual

## Roinvou R60 Car Radio

# Roinvou Qualcomm 8 Core Car Radio for Mini Cooper R60 (2011-2016) - User Manual

Model: R60 Car Radio

## INTRODUCTION

---

This manual provides detailed instructions for the installation, operation, and maintenance of your Roinvou Qualcomm 8 Core Car Radio, designed specifically for Mini Cooper R60 models from 2011 to 2016. This advanced system features Android 15, a 9-inch 1280\*720P QLED touch screen, integrated CarPlay and Android Auto, Bluetooth 5.0, DSP, GPS navigation, WiFi connectivity, FM/RDS radio, and voice control capabilities.

## IMPORTANT NOTES

---

**Please read the following information carefully before installation and operation:**

- The display supports both km/h and mph speed units. Only the km/h display features a white illumination effect and a green speedometer light.
- **Do not set the speed unit to mph.** Setting the speed unit to mph will prevent both the green and white lights from displaying correctly on the speedometer.

# PLEASE NOTE



1. The display shows both km/h and mph speed units. Please note that **only the km/h display features a white illumination effect and a green speedometer light** (as shown in Figure A).



2. **Do not set the speed unit to mph,** as doing so will prevent both the green and white lights from displaying correctly (as shown in Figure B).



Figure: Illustration of correct (km/h) and incorrect (mph) speed unit display lighting.

## SETUP AND INSTALLATION

Professional installation is recommended for this car radio system. Ensure the vehicle's power is disconnected before beginning installation.

### General Installation

The Roinvou car radio is designed for a seamless fit into the Mini Cooper R60 dashboard. Verify the power cord compatibility before purchase. If you have any questions, contact support immediately.

# For Mini Cooper R60 2011-2016




Figure: Roinvou car radio after installation in a Mini Cooper R60 (2011-2016).

## Wiring Connections

Carefully connect all cables according to the provided wiring diagram. Incorrect wiring can lead to system malfunction or damage.

## Wiring Port



- 1 Radio Adapter Cable
- 2 GPS Antenna
- 3 Camera Input
- 4 USB Cable
- 5 RCA Cable
- 6 Power Cable

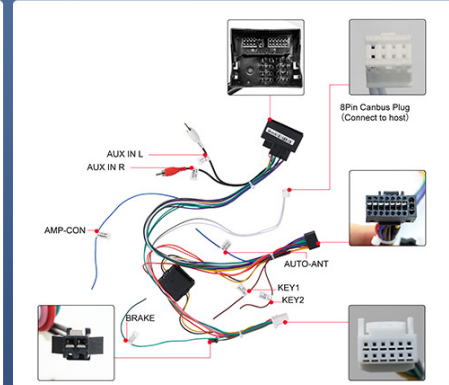


Figure: Wiring Port diagram for the Roinvou car radio.

### Rear View Camera Wiring

The reverse input cable must be plugged in even if a reverse camera is not being used. This prevents interference with Bluetooth and WiFi signal reception.

- **Red Cable (1):** Connects to the positive terminal of the car's reverse light cable.
- **Black Cable (2):** Connects to the negative terminal of the car's reverse light cable.
- There is no need to connect the other two red extension cables (3) and (4).

## AHD Backup Camera

Tip: The reverse input cable must be plugged in even if the reverse camera is not being used. Otherwise it will affect Bluetooth and WiFi signal reception.

### Reversing Camera Wiring

**Red Cable ①:** Connects to the positive terminal of the car's reverse light cable.

**Black Cable ②:** Connects to the negative terminal of the car's reverse light cable.

There is no need to connect the other two red extension cables ③ and ④.




Figure: AHD Backup Camera wiring instructions.

## OPERATING INSTRUCTIONS

### System Overview

The Roinvou car radio operates on Android 15 with a Qualcomm 8-core 1.8GHz CPU and 4GB RAM + 64GB storage, ensuring smooth performance for multi-tasking and complex applications.

# Qualcomm Chip



Figure: Key features powered by the Qualcomm Chip.

## CarPlay & Android Auto

Enjoy seamless integration with your smartphone via wired or wireless CarPlay and Android Auto. Access navigation, music, and calls directly from the car radio's display. Bluetooth 5.1 ensures low-latency transmission.

# Wireless Carplay & Android Auto



BT Connection

BT Connection

WiFi Connection

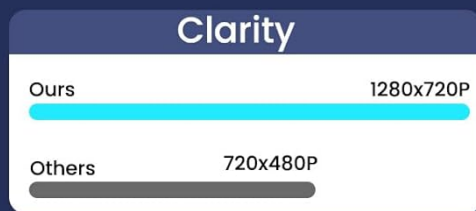


Figure: Wireless CarPlay, Android Auto, and Mirror Link functionality.

## Display Features

The 9-inch 1280\*720 QLED touch screen offers a wide viewing angle and high color gamut, providing clear visibility even in sunlight. Its high resolution and responsiveness enhance the driving experience.

# 9 inch IPS Touch Screen & Resolution:1280\*720



# 1280\*720



30%



60%



90%

Figure: QLED Touch Screen clarity and 1280\*720 resolution.

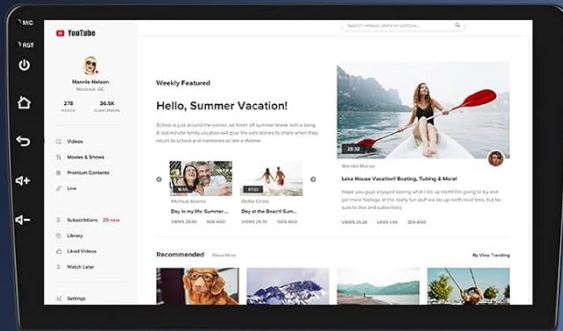
## Audio Features

The built-in Digital Sound Processor (DSP) allows for fine-tuning of audio modes, providing an immersive sound experience. The high-quality FM/RDS radio keeps you updated with real-time traffic, news, and weather forecasts.

## Navigation & Connectivity

Utilize the integrated GPS for navigation (North America maps included) and connect to the internet via WiFi. Bluetooth 5.0 enables hands-free calling and audio streaming.

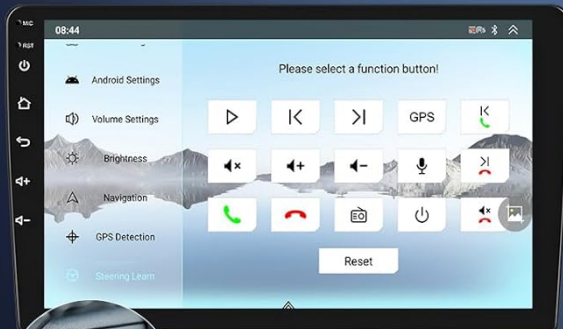
## WiFi Connection



## GPS Navigation



## SWC



## FM/RDS Radio

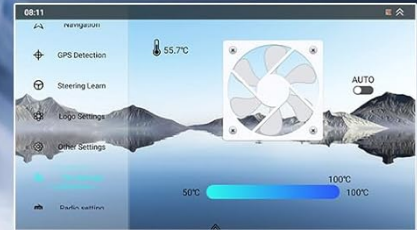



Figure: WiFi, GPS Navigation, SWC, and FM/RDS Radio interfaces.

## Advanced Functions

- **3D Car Model Showcase:** Explore interactive 3D car models on the homepage.
- **Picture-in-Picture:** Display multiple applications simultaneously.
- **Split Screen:** Run two apps side-by-side for enhanced multitasking.
- **Steering Wheel Control (SWC):** Integrate with your vehicle's steering wheel controls for safe operation.
- **Rear View Camera Support:** Connect an AHD backup camera for improved parking safety.
- **Voice Control:** (Additional purchase required) Control functions using voice commands.
- **Weather Forecast:** (Additional purchase required) Access real-time weather information.

# Cooling Fan Setting



## 3D Car Dynamic

## HD Backup Camera



Figure: Cooling Fan, 3D Car Dynamic, and HD Backup Camera features.

## MAINTENANCE

### Cooling System

The unit features a built-in rear cooling fan for efficient heat dissipation, preventing overheating and ensuring stable performance. The fan operates automatically to maintain optimal temperatures.

## TROUBLESHOOTING

### Speed Unit Display Issues

If the speedometer lights (white illumination and green light) are not displaying correctly, ensure the speed unit is set to km/h. The system is designed for optimal lighting display in km/h mode. Setting it to mph will disable these lighting effects.

### System Lock-ups or Freezing

If the system occasionally locks up or freezes, a restart may be required. Ensure all software is up to date. If issues persist, contact customer support.

## Clock Synchronization

If the car radio's time does not synchronize with the Mini's dash clock, manual adjustment of one or both systems may be necessary as direct synchronization might not be supported.

## PRODUCT SPECIFICATIONS

---

Feature	Detail
Brand	Roinvou
Vehicle Service Type	Car
Screen Size	9 Inches
Display Type	QLED
Touch Screen Type	Capacitive
Resolution	1280*720
Operating System	Android 15
CPU	Qualcomm 8-core 1.8GHz
Memory Storage Capacity	64 GB
Connectivity Technology	Bluetooth 5.0, USB, Wi-Fi
Supported Navigation System	GPS (North America Map Type)
Audio Output Mode	Stereo (Built-in DSP)
Human-Interface Input	Touchscreen, Voice (optional)
Compatible Devices	Smartphone
Item Weight	2.55 Kilograms

## PACKAGE CONTENTS

---

The following items are included in your Roinvou Car Radio package:

- 1 x Roinvou Car Stereo for Mini Cooper R60
- 1 x Power Cable
- 1 x Small Horn Cable
- 1 x Glove Compartment
- 2 x RCA Harness
- 1 x Radio Antenna
- 1 x Radio Adapter Cable
- 1 x GPS Antenna
- 1 x AHD Backup Camera

- 1 x External Microphone
- 1 x Rear Camera Input Cable
- 2 x USB Cable
- 1 x Installation Tool & Accessories

## Product Size & Package List

42.5cm/16.7inch



27.5cm/10.8inch



6.5cm/2.6inch

						
Power Cable	RCA Cable	Radio Antenna	Installation Tool	Accessories	Small Horn	Glove Compartment
						
Rear Camera Input Cable	USB Cable	RCA Cable	AHD Rear Camera	GPS Antenna	Radio Adapter Cable	MIC

Figure: Product dimensions and complete package list.

## WARRANTY AND SUPPORT

### Warranty Information

This Roinvou car radio comes with a 1-year warranty from the date of purchase. Please retain your proof of purchase for warranty claims.

### Customer Support

For technical assistance, troubleshooting, or warranty inquiries, please contact Roinvou customer support through the retailer's platform or the official Roinvou website. Provide your product model and purchase details for efficient service.

