

Bluedee BD-SK900

Bluedee BD-SK900 Computer Speakers User Manual

Model: BD-SK900 | Brand: Bluedee

1. INTRODUCTION

Thank you for choosing Bluedee BD-SK900 Computer Speakers. This manual provides essential information for the proper setup, operation, and maintenance of your new speakers. Please read this guide thoroughly before use to ensure optimal performance and longevity of your device. These speakers are designed to deliver high-fidelity audio with versatile connectivity and dynamic RGB lighting for an enhanced audio-visual experience.

2. PACKAGE CONTENTS

Please verify that all items listed below are included in your package:

- 1x Bluedee Computer Speaker (Pair)
- 1x USB/USB-C Cable
- 1x Quick Start Guide

3. PRODUCT FEATURES

The Bluedee BD-SK900 speakers are equipped with advanced features for a superior audio experience:

- **High-Fidelity Stereo Sound:** Features 2 tweeters, 2 full-range drivers, and 2 passive radiators for clear highs, rich mids, and powerful bass with a 20W output.
- **All-in-One Control Knob:** A single, intuitive knob allows for play/pause, volume adjustment, lighting control, and switching between connection modes.
- **Bluetooth 5.4 Connectivity:** Ensures a stable, low-latency wireless connection for seamless audio streaming. (Note: Requires USB power supply for operation).
- **Plug & Play Design:** Connects easily via the included USB/USB-C cable for both audio and power, requiring no additional drivers or software.
- **Dynamic RGB Lighting:** Offers 5 distinct RGB lighting modes, including dynamic color-shifting and static single-color glows, controllable via the knob.
- **Unique Egg-shaped Acoustic Design:** A minimalist and space-saving design (5.1"D x 5"W x 7.2"H) that

enhances sound projection.



Figure 3.1: Bluedee BD-SK900 Computer Speakers, showcasing their design and RGB lighting.

20W Immersive Audio

3-in-1 Acoustic Architecture



Figure 3.2: Internal acoustic architecture of the Bluedee BD-SK900 speakers.

All-in-One Command Knob

Precision Control Per Action



Figure 3.3: The multi-functional control knob for easy operation.

4. SETUP INSTRUCTIONS

Follow these steps to set up your Bluedee BD-SK900 speakers:

1. **Placement:** Position the two speakers on your desktop or desired surface, ensuring they are spaced appropriately for optimal stereo sound.
2. **Connect Power and Audio:** Use the provided all-in-one USB/USB-C cable. Connect the USB-A or

USB-C end to an available port on your computer (desktop, laptop) or a compatible USB power adapter (not included). The speakers will power on automatically.

3. **Initial Connection:** Upon connecting, the speakers will typically default to USB audio mode. If your computer recognizes the speakers, audio will play directly through them.

Works With All Your Gear

Triple Connection Modes



Bluetooth



Type-C



USB

Figure 4.1: Connecting the speakers via USB/USB-C cable.

5. OPERATING INSTRUCTIONS

5.1 Power On/Off

The speakers power on automatically when connected to a USB power source. To power off, disconnect the USB cable.

5.2 Volume Control

Rotate the multi-functional knob clockwise to increase volume and counter-clockwise to decrease volume.

5.3 Bluetooth Pairing

1. **Switch to Bluetooth Mode:** Press and hold the multi-functional knob for approximately 2-3 seconds until the speaker indicates Bluetooth mode (e.g., a specific light pattern or audio prompt).
2. **Enable Bluetooth on Device:** On your smartphone, tablet, or laptop, enable Bluetooth and search for available devices.
3. **Pair:** Select "Bluedee BD-SK900" from the list of devices. Once paired, the speakers will confirm the connection.

5.4 USB/Type-C Connection

When connected via the USB/USB-C cable, the speakers will automatically function as an audio output device for your computer. To switch back to USB mode from Bluetooth, press and hold the multi-functional knob again.

5.5 RGB Lighting Control

The speakers feature 5 dynamic RGB lighting effects. Briefly press the multi-functional knob to cycle through the available lighting modes. This allows you to customize the ambiance to your preference.

Immersive Lightscapes

Knob-Controlled RGB System



Figure 5.1: Dynamic RGB lighting effects.

6. TROUBLESHOOTING

If you encounter issues with your Bluedee BD-SK900 speakers, please refer to the following common solutions:

- **No Sound:**
 - Ensure the USB/USB-C cable is securely connected to both the speakers and your device/power

source.

- Check the volume level on both the speakers (using the knob) and your connected device.
- Verify that the correct audio output device is selected in your computer's sound settings.
- If using Bluetooth, ensure the speakers are in Bluetooth mode and successfully paired.

- **Bluetooth Disconnection/Pairing Issues:**

- Ensure the speakers are within the 10-meter Bluetooth range of your device.
- Turn off and on Bluetooth on your device, then try pairing again.
- Forget the device from your Bluetooth list and re-pair.
- Ensure the speakers are not connected to another device.

- **RGB Lights Not Working:**

- Ensure the speakers are powered on.
- Briefly press the multi-functional knob to cycle through lighting modes; the lights might be off or in a static mode.

- **Distorted Audio:**

- Reduce the volume on both the speakers and your connected device.
- Ensure the audio source is of good quality.
- Check for any interference if using Bluetooth.

7. SPECIFICATIONS

Model Name	BD-SK900
Speaker Type	Computer Speaker
Connectivity Technology	Bluetooth, USB
Bluetooth Version	5.4
Bluetooth Range	10 Meters
Power Output	20W
Signal-to-Noise Ratio	70 dB
Frequency Response	20 KHz (Upper limit, typical for full-range)
RGB Lighting Modes	5
Compatible Devices	Desktop, Laptop, Smartphone, Tablet
Product Dimensions (each speaker)	5.1"D x 5"W x 7.2"H
Item Weight	2.88 pounds
Power Source	Corded Electric (USB/Type-C)

No More Square Boxes

Egg-Shaped Acoustic Chamber



Figure 7.1: Speaker dimensions and design.

8. MAINTENANCE

To ensure the longevity and optimal performance of your speakers, follow these maintenance guidelines:

- **Cleaning:** Use a soft, dry cloth to clean the speaker surfaces. Avoid using abrasive cleaners, solvents, or strong chemicals, as they may damage the finish.
- **Storage:** When not in use for extended periods, store the speakers in a cool, dry place away from direct

sunlight and extreme temperatures.

- **Handling:** Handle the speakers with care. Avoid dropping them or subjecting them to strong impacts.
- **Ventilation:** Ensure proper ventilation around the speakers to prevent overheating. Do not block any vents.

9. SAFETY INFORMATION

Please observe the following safety precautions:





- Do not expose the speakers to water, moisture, or extreme temperatures.
- Do not attempt to disassemble or modify the speakers. This will void the warranty and may cause damage or injury.
- Keep the speakers away from heat sources, open flames, and direct sunlight.
- Use only the provided USB/USB-C cable for connection.
- Avoid listening at excessively high volumes for prolonged periods to prevent hearing damage.



10. WARRANTY AND SUPPORT

Bluedee provides comprehensive support for your BD-SK900 Computer Speakers:

- **Quality Warranty:** Your speakers are covered by a 540-day quality warranty from the date of purchase.
- **Lifetime Support:** Bluedee offers lifetime customer support for this product.
- **Contact:** For any questions, technical assistance, or warranty claims, please contact us via Amazon Messages or refer to the contact details provided in your Quick Start Guide.

Related Documents - BD-SK900

	Bluedee BD-SK200 PC Gaming Sound Bar User Guide User guide for the Bluedee BD-SK200 PC Gaming Sound Bar, covering package contents, product diagram, button controls, safety instructions, how to use, Bluetooth connection, AUX connection, and cleaning/maintenance.
	Bluedee BD-SK200 PC Gaming Sound Bar User Guide User guide for the Bluedee BD-SK200 PC Gaming Sound Bar, covering package contents, product diagram, safety instructions, button controls, how to use, Bluetooth connection, AUX cable connection, cleaning and maintenance, and warranty information.
	BLUEDEE SK010 Computer Soundbar User Manual User manual for the BLUEDEE SK010 computer soundbar, detailing its features, specifications, connection methods (AUX and Bluetooth), LED light modes, troubleshooting, and warranty information.
	Bluedee BH200 Bluetooth Headphones User Manual - Premium ANC Wireless Headphones Official user manual for the Bluedee BH200 Bluetooth headphones. Learn about features like Active Noise Cancellation (ANC), multi-point connection, phone calls, music playback, charging, specifications, and troubleshooting.

	<p>Bluedee BH200 Wireless Headphones User Manual</p> <p>User manual for Bluedee BH200 wireless headphones, detailing setup, features like ANC and multi-point connection, music controls, calls, charging, specifications, and compliance information.</p>
	<p>PATLITE Audible Alarm Instruction Manual - Model BD Series</p> <p>Comprehensive instruction manual for PATLITE Audible Alarm Model BD series. Covers safety precautions, installation, wiring, operation, sound selection, custom sound creation via SD card, troubleshooting, and technical specifications for industrial signaling devices.</p>