

DOOGEE U11

DOOGEE U11 Android 15 Tablet 11-inch User Manual

Model: U11 | Brand: DOOGEE

1. INTRODUCTION

Welcome to the DOOGEE U11 Android 15 Tablet user manual. This guide will help you understand the features, setup, operation, and maintenance of your new device. The DOOGEE U11 is an 11-inch tablet running on the latest Android 15 OS, designed for enhanced performance, security, and user experience.

2. PACKAGE CONTENTS

Please check the box for the following items:

- 1 x DOOGEE U11 Tablet
- 1 x Type-C USB Cable
- 1 x Charger
- 1 x SD Card Eject Pin
- 1 x User Manual

安定したネット環境 & 省電力Bluetooth5.0機能

2.4GHz+5GHzのデュアルバンドwifiが対応され、高速かつ安定のネット環境を提供できます。
Bluetooth5.0機能によって、データ転送の速さが確定の上、省電力!



デュアルバンドWi-Fi
2.4GHz/5GHz



省電力の
Bluetooth5.0

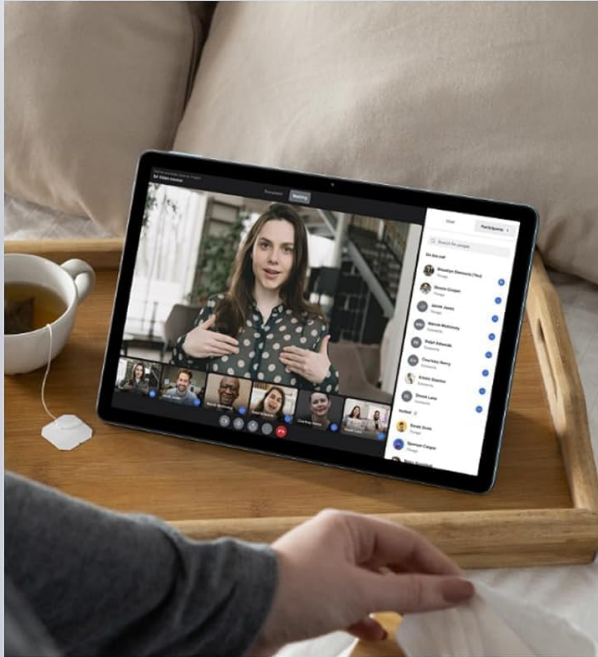


Image: Contents of the DOOGEE U11 package, including the tablet, charger, USB cable, and user manual.

3. SETUP

3.1 Initial Power On

To power on your DOOGEE U11 tablet for the first time, press and hold the power button located on the side of the device until the DOOGEE logo appears on the screen. Follow the on-screen prompts to complete the initial setup.

3.2 Language Selection

During the initial setup, you will be prompted to select your preferred language. You can change the language later through the system settings:

1. Go to **Settings**.
2. Tap on **System**.
3. Select **Languages & input**.
4. Choose **Languages** and add your desired language.

3.3 Wi-Fi Connection

To connect to a Wi-Fi network:

1. Go to **Settings**.
2. Tap on **Network & internet**.
3. Turn on **Wi-Fi**.
4. Select your desired network from the list and enter the password if required.

3.4 Google Account Setup

To access Google services like the Play Store, Gmail, and YouTube, you will need to sign in with your Google account during setup or later:

1. Go to **Settings**.
2. Tap on **Accounts**.
3. Select **Add account** and choose **Google**.
4. Follow the on-screen instructions to sign in or create a new account.

4. OPERATING INSTRUCTIONS

4.1 Android 15 OS Features

The DOOGEE U11 runs on the latest Android 15 OS, offering optimized performance, enhanced security, and a user-friendly interface. Key features include:

- **Private Space:** Keep sensitive applications and data hidden for increased privacy.
- **App Pairing:** Easily multitask by running two applications simultaneously in split-screen mode.
- **Screen Recording:** Record your screen activity directly from the device.
- **16GB Memory Paging Support:** Optimizes memory usage for smoother operation.



Image: Overview of the Android 15 system features, highlighting privacy and multitasking capabilities.

4.2 Display Features

Experience vibrant visuals and smooth interactions with the DOOGEE U11's advanced display:

- **11-inch TDDI Incell IPS Display:** Offers a resolution of 1280x800 pixels with a 16:10 aspect ratio and a wide 178° viewing angle.
- **90Hz High Refresh Rate:** Ensures smooth scrolling and fluid visuals, ideal for gaming and video

playback.

- **Dual Speakers:** Provides an immersive audio experience for movies and music.
- **Widevine L1 Certification:** Allows streaming of high-definition content from platforms like Amazon Prime Video, Netflix, Disney+, and Hulu.
- **Wireless Projection:** Easily connect your tablet to a larger screen, such as a TV, for shared viewing.

「Android 15 OS」

よりスマート、よりスムーズ、より安全

U11には最新のAndroid 15システムが搭載されており、スマートな体験をもたらすだけでなく、スムーズさとセキュリティも飛躍的に向上し、ユーザーはシルクのようにスムーズな操作を楽しむことができます。



Image: The 11-inch 90Hz IPS display, highlighting its high resolution and wide viewing angles.


8580mAh 大容量バッテリー



11 インチ 90Hz IPS ディスプレイ



強力なオクタコア プロセッサ



3.5mmヘッドフォンジャック

スマートPA 128 dB
デュアルスピーカー



Android 15 OS



分割画面モード



PCレベルの
WPS Office を内蔵



低ブルー
ライトモード



128GB ROM + 2TB 拡張



4GB + 12GB 拡張 RAM

Image: Visual representation of the 90Hz high refresh rate for smooth operation.

「正確なナビゲーションシステム」

あなたの道は常にあなたの手の中に

当社の正確なナビゲーションシステムは、比類のない精度を提供し、ご希望の目的地までご案内します。

GPS/ Beidou/ GLONASS/ Galileo/ AGPS



Image: The tablet showcasing Widevine L1 support for high-quality video streaming.

4.3 Performance

The DOOGEE U11 is equipped with a powerful processor for efficient multitasking and smooth application usage:

- **Unisoc T606 Octa-core Processor:** Features 2 high-performance A75 cores running at 1.6GHz and 6 power-efficient A55 cores.
- **Mali G57 GPU:** Provides robust graphics performance for gaming and high-definition video playback.
- **12nm Process Technology:** Ensures low power consumption for extended battery life.



Image: Illustration of the powerful Unisoc T606 Octa-core processor.

4.4 Storage & Battery

Never worry about running out of space or power with the DOOGEE U11:

- **16GB RAM:** Includes 4GB physical RAM plus 12GB virtual RAM for seamless app launching and multitasking.
- **128GB Internal Storage:** Ample space for apps, photos, and videos.
- **2TB MicroSD Expansion:** Expand storage further with a microSD card (sold separately).
- **8580mAh Large Capacity Battery:** Provides long-lasting usage, ideal for travel and extended sessions.
- **Type-C Charging:** Convenient and universal charging method.



Image: Visual representation of the large storage capacity and expansion options.

強力なオクタコア プロセッサ

内蔵の UNISOC T606 8 コア プロセッサは、急速に向上するコンピューティング能力と優れたパフォーマンスを提供し、スムーズな使用体験を実現します。



Unisoc T606



1.6GHz



12nm



Mali-G57




Image: The 8580mAh battery, illustrating its long-lasting power for various activities.

4.5 Connectivity

Stay connected with high-speed and stable wireless options:

- **Dual-band 2.4G/5G Wi-Fi:** Supports 802.11 a/b/g/n/ac for fast and stable internet access, with peak speeds up to 433Mbps.
- **Bluetooth 5.0:** Provides faster and more stable wireless connections for game controllers, external speakers, and other accessories.

「90Hz の高リフレッシュ レート」

アップグレードされたスムーズな操作性

U11 には 90Hz の超高リフレッシュ レート スクリーンが搭載されており、ページを素早くめくる場合でもスムーズにスクロールする場合でも、非常にスムーズな操作性を実現します。



Image: Demonstrating stable network and Bluetooth 5.0 connectivity for various uses.

4.6 Camera & Security

Capture moments and keep your device secure:

- **13MP Rear Camera:** For high-quality photos and videos.
- **5MP Front Camera:** Ideal for video calls and selfies.
- **Face Recognition:** Conveniently unlock your tablet without passwords or PINs, enhancing privacy and security.



「細部まで鮮明に撮影」



13MP メインカメラ



超クリアなフロントカメラ

Image: Detailed view of the tablet's camera for clear photography.

「顔認証ロック解除をサポート」

高度な深度検知技術を搭載したU11は、便利な顔認証ロック解除機能を備えており、タブレットのロックを解除できます。



Image: Demonstrating face recognition for convenient and secure unlocking.

4.7 Additional Features

- **Premium Metal Body:** Durable and lightweight design, weighing only 537g and measuring 8.0mm thin.
- **3.5mm Headphone Jack:** Allows you to connect your favorite headphones or headsets while charging.
- **FM Radio:** Enjoy FM radio broadcasts anytime, anywhere by connecting headphones.
- **OTG Support:** Easily transfer photos, videos, and files to external devices.
- **Split-Screen Function:** Display two apps simultaneously, for example, watching a video while checking social media.
- **Parental Controls:** Manage screen time and app usage for children, promoting a balanced learning and entertainment environment.
- **Navigation System:** Supports GPS, Beidou, GLONASS, Galileo, and AGPS for accurate positioning and guidance.

「低ブルーライトプロテクト」



Image: Enjoying FM radio functionality with connected headphones.

「WideVine L1 サポート」



Image: The tablet providing accurate navigation in a vehicle.

5. MAINTENANCE

5.1 General Care

To ensure the longevity of your DOOGEE U11 tablet:

- Avoid exposing the tablet to extreme temperatures, direct sunlight, or high humidity.
- Do not drop or subject the tablet to strong impacts.
- Keep the tablet away from liquids and dust.

5.2 Cleaning

Use a soft, lint-free cloth to clean the screen and body of the tablet. For stubborn smudges, slightly dampen the cloth with water or a screen cleaner. Avoid using harsh chemicals or abrasive materials.

5.3 Software Updates

Regularly check for and install software updates to ensure your tablet has the latest features, security patches, and performance improvements. Go to **Settings > System > System update** to check for updates.

6. TROUBLESHOOTING

If you encounter any issues with your DOOGEE U11 tablet, refer to the following common solutions:

Problem	Solution
Tablet does not power on	Ensure the battery is charged. Connect the charger and wait a few minutes before attempting to power on again. If it still doesn't turn on, try holding the power button for 10-15 seconds.
Wi-Fi connection issues	Check if Wi-Fi is enabled in Settings. Restart your router and the tablet. Forget the network and reconnect.
Slow performance	Close unnecessary background apps. Clear cache of frequently used apps. Ensure sufficient storage space is available. Restart the tablet.
Apps crashing or freezing	Clear the app's cache and data in Settings > Apps. Update the app to the latest version. Reinstall the app.
Battery drains quickly	Reduce screen brightness. Close background apps. Turn off Wi-Fi/Bluetooth when not in use. Check battery usage in Settings to identify power-hungry apps.

7. SPECIFICATIONS

Feature	Detail
Brand	DOOGEE
Model Name	U11
Operating System	Android 15
Screen Size	11 inches
Display Resolution	1280x800 MP
CPU	Unisoc T606 Octa-core (1.6 GHz)
GPU	Mali G57
RAM	16 GB (4GB physical + 12GB virtual)
Internal Storage	128 GB
Expandable Storage	Up to 2TB (MicroSD)
Battery Capacity	8580 mAh (8580 Wh)
Rear Camera	13 MP
Front Camera	5 MP

Feature	Detail
Wi-Fi	802.11ac (Dual-band 2.4G/5G)
Bluetooth	5.0
Navigation	GPS/Beidou/GLONASS/Galileo/AGPS
Dimensions	33 x 19.2 x 3.7 cm
Weight	537 g

8. WARRANTY AND SUPPORT

Your DOOGEE U11 tablet comes with a **1-year warranty** from the date of purchase. For any technical assistance, warranty claims, or product inquiries, please contact DOOGEE customer service. You can also visit the [DOOGEE Brand Store](#) for more information and support resources.

DOOGEE is committed to providing 24/7 customer service to ensure your satisfaction.