

**vSeeBox vSeeBox**

# vSeeBox Bluetooth Voice Remote Control User Manual

Model: vSeeBox

## 1. INTRODUCTION

Welcome to your vSeeBox Bluetooth Voice Remote Control. This manual provides detailed instructions for setting up, operating, and maintaining your remote control, ensuring seamless interaction with your compatible vSeeBox media box. Please read this manual carefully before use.

## 2. PACKAGE CONTENTS

- 1 x vSeeBox Bluetooth Voice Remote Control

*Note: AAA batteries are required and sold separately.*

## 3. PRODUCT OVERVIEW

The vSeeBox Bluetooth Voice Remote Control is designed for intuitive navigation and control of your vSeeBox media device. It features dedicated buttons for common functions, voice control capabilities, and the ability to program basic TV functions.



Image: Front view of the vSeeBox Bluetooth Voice Remote Control, showcasing its buttons including power, volume, channel, number pad, navigation, and dedicated app buttons for YouTube, Netflix, Prime Video, and Disney+.

### Key Features:

- **Bluetooth Connectivity:** For reliable wireless control.
- **Voice Control:** Activate with the dedicated microphone button for hands-free commands.
- **TV Control Programming:** Learn basic functions from your TV remote (e.g., Power, Volume).
- **Ergonomic Design:** Comfortable to hold and use.
- **Dedicated App Buttons:** Quick access to popular streaming services.

## 4. SETUP

### 4.1 Battery Installation

1. Locate the battery compartment on the back of the remote control.
2. Slide the battery cover downwards to open it.
3. Insert two (2) AAA batteries, ensuring the correct polarity (+ and -) as indicated inside the compartment.
4. Replace the battery cover by sliding it back into position until it clicks securely.



Image: Back view of the vSeeBox remote control with the battery compartment open, showing the slots for two AAA batteries.

### 4.2 Bluetooth Pairing

To connect your vSeeBox Bluetooth Voice Remote Control to your vSeeBox media device, follow these steps:

1. Ensure your vSeeBox media device is powered on and visible on your screen.
2. On the vSeeBox Bluetooth Voice Remote Control, press and hold the **[OK]** button and the **[Volume Down (-)]** button simultaneously.
3. Hold both buttons until a message indicating successful pairing, such as "Remote control connected successfully," appears on your vSeeBox screen.
4. The remote is now paired and ready for use.

## 5. OPERATING INSTRUCTIONS

### 5.1 Basic Navigation

Use the directional pad (up, down, left, right) and the **[OK]** button to navigate menus and select items on your vSeeBox device. The **[Back]** button returns to the previous screen, and the **[Home]** button takes you

to the main menu.

## 5.2 Voice Control

To use the voice control feature:

1. Press the dedicated **[Microphone]** button on the remote control.
2. Speak clearly into the remote's microphone.
3. Release the **[Microphone]** button when you have finished speaking. Your vSeeBox device will process the command.

## 5.3 TV Control Programming

This remote can be programmed to control basic functions of your television, such as power and volume, eliminating the need for a separate TV remote. The programming instructions are also printed on the back of the remote.



Image: Back view of the vSeeBox remote control, showing printed instructions for programming TV control functions.

To program TV control functions:

1. Press and hold the **[TV Control Power]** button (blue button at the top left) for 5 seconds. The LED indicator will change from solid to slowly blinking, indicating it is in learning mode.
2. Press the key on the vSeeBox remote that you wish to program (e.g., **[TV Control Power]**, **[VOL+]**, **[VOL-]**). The LED will begin blinking slowly.
3. Point your TV's original remote control directly at the front of the vSeeBox remote (distance less than 3 cm). Press and hold the corresponding key on your TV remote.
4. If the learning is successful, the LED on the vSeeBox remote will flash 3 times quickly and then return

to a slow blink.

- 5. Repeat steps 2-3 for any other keys you wish to program (e.g., Volume Up, Volume Down).
- 6. To exit learning mode, press any other button on the vSeeBox remote that is not being programmed, or wait for the LED to turn off automatically.

## 6. MAINTENANCE

### 6.1 Battery Replacement

When the remote control's performance degrades or it stops responding, it is likely time to replace the batteries. Refer to section 4.1 for battery installation instructions. Always use two new AAA batteries for optimal performance.

### 6.2 Cleaning

To clean the remote control, use a soft, dry cloth. Do not use liquid cleaners or abrasive materials, as these can damage the remote.

## 7. TROUBLESHOOTING

- **Remote not responding:**
  - Check if the batteries are correctly installed and have sufficient charge. Replace if necessary.
  - Ensure the remote is paired with your vSeeBox device. If not, repeat the Bluetooth pairing process (Section 4.2).
  - Make sure there are no obstructions between the remote and the vSeeBox device.
- **Voice control not working:**
  - Ensure the remote is properly paired via Bluetooth.
  - Speak clearly and directly into the microphone.
  - Check your vSeeBox device's settings to ensure voice control is enabled.
- **TV control programming failed:**
  - Ensure the TV remote is pointed directly at the vSeeBox remote and is within 3 cm during the learning process.
  - Make sure the vSeeBox remote is in learning mode (LED blinking slowly).
  - Try repeating the programming steps carefully (Section 5.3).

## 8. SPECIFICATIONS





Model Number	vSeeBox
Connectivity	Bluetooth
Special Feature	Voice Control
Compatible Devices	vSeeBox Elite, Elite Ultra, Elite Mini, V5Pro, V3Plus, V3Pro, V2Pro, V1Pro, V1Max

<b>Batteries Required</b>	2 x AAA (not included)
<b>Product Dimensions</b>	8.25 x 2 x 0.75 inches
<b>Item Weight</b>	6.4 ounces

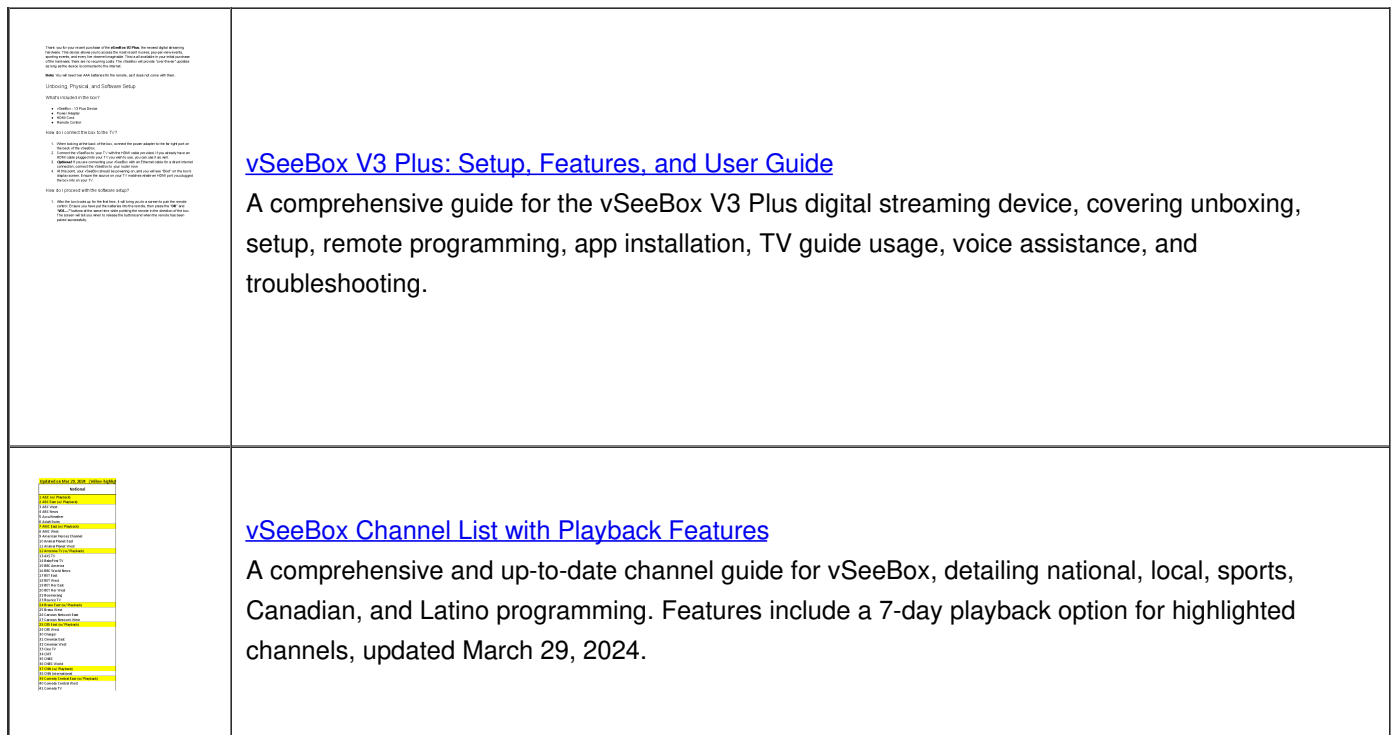
## 9. WARRANTY AND SUPPORT

This vSeeBox Bluetooth Voice Remote Control is an original product designed for optimal performance with compatible vSeeBox media devices. For technical support or after-sale service, please refer to the contact information provided with your vSeeBox media device or visit the official vSeeBox support website.

### Related Documents - vSeeBox

	<p><a href="#">V3PRO Remote Control Operation Manual and Instructions</a></p> <p>Comprehensive operation manual for the vSeeBox V3PRO remote control, detailing setup, pairing, functions, low battery indication, and FCC compliance.</p>
	<p><a href="#">Vseebox v3 pro Remote FCC ID and Label Information</a></p> <p>Details the FCC ID (2BMVG-V3PRO) and model number (Vseebox v3 pro) for the Vseebox v3 pro remote control, including label location and programming instructions.</p>
	<p><a href="#">Vseebox v3 pro Remote Control - External Photos and Overview</a></p> <p>Detailed external photos and overview of the Vseebox v3 pro remote control by Shenzhen CTB Testing Technology Co., Ltd., showcasing its design and button layout.</p>
	<p><a href="#">Vseebox v3 pro Radiated Emission Test Report   Shenzhen CTB Testing</a></p> <p>Official test report from Shenzhen CTB Testing Technology Co., Ltd. detailing radiated emission measurements for the Vseebox v3 pro model. Includes test setup descriptions.</p>





## Documents - vSeeBox – vSeeBox








#### [Vseebox v3 pro Remote Control - External Photos and Overview](#)

Detailed external photos and overview of the Vseebox v3 pro remote control by Shenzhen CTB Testing Technology Co., Ltd., showcasing its design and button layout.


lang:en score:38 filesize: 474.67 K page\_count: 3 document date: 2024-12-20



#### [Vseebox v3 pro Radiated Emission Test Report | Shenzhen CTB Testing](#)

Official test report from Shenzhen CTB Testing Technology Co., Ltd. detailing radiated emission measurements for the Vseebox v3 pro model. Includes test setup descriptions.

lang:en score:38 filesize: 175.73 K page\_count: 1 document date: 2024-12-20



[V3PRO Remote Control Operation Manual and Instructions](#)

Comprehensive operation manual for the vSeeBox V3PRO remote control, detailing setup, pairing, functions, low battery indication, and FCC compliance.

lang:en score:31 filesize: 208.82 K page\_count: 2 document date: 2024-12-20



[\[pdf\] Product Photos Teardown](#)

55013 Jade Internal Photos Tianchang Oumeite Electronic Sales Co Ltd V3PRO 2BMVG 2BMVGv3PRO v3pro

Model: **Vseebox** v3 pro Shenzhen CTB Testing Technology Co., Ltd. Internal Photos Report Tel: 4008-707-283 Web: <http://www.ctb-lab.net> Page 1 of 4 Shenzhen CTB Testing Technology Co., Ltd. Report Tel: 4008-707-283 Web: <http://www.ctb-lab.net> Page 2 of 4 Shenzhen CTB Testing Technology Co....

lang:en score:24 filesize: 668.46 K page\_count: 4 document date: 2024-12-20

Updated on Mar 29, 2024 / Yellow highlight

National
1 ABC (w/ Playback)
2 ABC East (w/ Playback)
3 ABC West
4 ABC News
5 ABCWeather
6 Adult Swim
7 ABC East (w/ Playback)
8 ABC West
9 American Heroes Channel
10 Animal Planet East
11 Animal Planet West
12 Antenna TV (w/ Playback)
13 A&E TV
14 B&B TV
15 ABC America
16 BBC World News
17 BET East
18 BET West
19 BET Her East
20 BET Her West
21 Bloomberg
23 Bounce TV
24 Bravo East (w/ Playback)
25 Bravo West
26 Cartoon Network East
27 Cartoon Network West
28 CBS East (w/ Playback)
29 CBS West
30 Charge!
31 Crime East
32 Crime West
33 Cris TV
34 CMT
35 CMC
36 CMC West
37 CNN (w/ Playback)
38 CNN International
39 Comedy Central East (w/ Playback)
40 Comedy Central West
41 Comedy TV

[vSeeBox Channel List with Playback Features](#)

A comprehensive and up-to-date channel guide for vSeeBox, detailing national, local, sports, Canadian, and Latino programming. Features include a 7-day playback option for highlighted channels, updated March 29, 2024.

lang:en score:17 filesize: 237.06 K page\_count: 120 document date: 2025-05-22

Attestation Statements

December 28, 2024

TD

Federal Communications Commission

Administrative and Law Enforcement Division

433 Oakland Mills Road

Columbia, MD 21046, USA

RE: Attestation Statements Part 2.9311(c)(2) request for (FCC ID: 2BMVG-V3PRO)

[Tianchang Oumeite Electronic Sales Co., Ltd]

the undersigned, hereby authorizes (SOUTH BAY INDUCTION LLC) to act as our designee and U.S. agent for services of products (Tianchang Oumeite Electronic Sales Co., Ltd) comply to national regulations for no less than one year after the previous has terminated all marketing and representation or the conclusion of any Commission-related proceedings involving the equipment.

[SOUTH BAY INDUCTION LLC]

accepts the responsibility to act as designated U.S. agent for services of products, products on agent for no less than one year after the previous has terminated all marketing and representation or the conclusion of any Commission-related proceedings involving the equipment.

**Applicant Information:**

Company Name: Tianchang Oumeite Electronic Sales Co., Ltd

Contact Name: Shaojin Chen

Address: Baomai Community, Baomai Village, Qidao Town, Jinchang City, Anhui Province, China

Telephone No: 861538718092

Email: 1457555055@qq.com

FIR: 0036421335

X

Shaojin Chen

**U.S. Agent Information:**

Company Name: SOUTH BAY INDUCTION LLC


Address: 15575 CRYSTALWATER BLVD STE 200, San Jose, CA 95135

Contact Name: Yueling Zhu

Telephone No: 4154110414

Email: tianchang@vseebox.com; southbay@vseebox.com

FIR: 00340411



Signature [Yueling Zhu]

[\[pdf\]](#)

US agent Tianchang Oumeite Electronic Sales Co Ltd V3PRO Vseebox v3 pro Remote 2BMVG 2BMVG3PRO v3pro

...

lang:en score:15 filesize: 42.55 K page\_count: 1 document date: 2024-12-23

Tianchang Oumeite Electronic Sales Co., Ltd

December 28, 2024

Eurofins Electrical and Electronic Testing NA, Inc.

914 West Patapsco Avenue

Baltimore, MD 21230

RE: LETTER OF AGENT AUTHORIZATION

To Whom It May Concern:

We, the undersigned, hereby authorize (Shenzhen CTB Testing Technology Co., Ltd.) to act on our behalf in all matters relating to applications for equipment authorization, including the signing of all documents relating to these matters.

We also hereby certify that we agree to the application authorized herewith to be subject to the denial of benefits, including FCC benefits, pursuant to Section 310(f) of the Anti-Dumping Act of 1916, 22 U.S.C. 2171.

This agreement expires one year from the current date.

Sincerely,

X

Shaojin Chen

Signature

Name: Shaojin Chen


Title: operations

[\[pdf\]](#) Agent Authorization

Date Administrator Agent Authorization Tianchang Oumeite Electronic Sales Co Ltd V3PRO Vseebox v3 pro Remote 2BMVG 2BMVG3PRO v3pro

Tianchang Oumeite Electronic Sales Co., Ltd December 20, 2024 Eurofins Electrical and Electronic Testing NA, Inc. 914 West Patapsco Avenue Baltimore, MD 21230 RE: LETTER OF AGENT AUTHORIZATION To Whom It May Concern: We, the undersigned, hereby authorize Shenzhen CTB Testing Technology Co., Ltd. ...


lang:en score:14 filesize: 24.34 K page\_count: 1 document date: 2024-12-20



[pdf] Test Report

55013 Jade Test Report Tianchang Oumeite Electronic Sales Co Ltd V3PRO Vseebox v3 pro Remote 2BMVG 2BMVGV3PRO v3pro

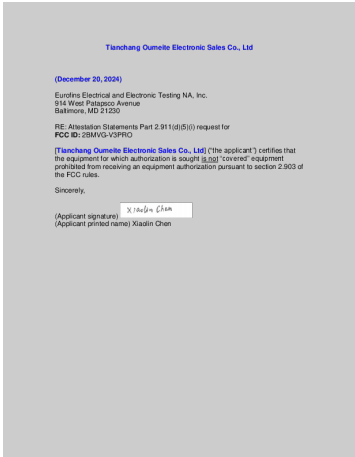
...  
lang:en score:14 filesize: 1.99 M page\_count: 33 document date: 2024-12-20



[pdf] SAR Rating

According to §15 Benjamin RF Exposure Info Tianchang Oumeite Electronic Sales Co Ltd V3PRO Vseebox v3 pro Remote 2BMVG 2BMVGV3PRO v3pro  
Shenzhen CTB Testing Co., Ltd. FCC ID: 2BMVG-V3PRO Portable device According to 15.247 e i and 1.1307 b 1 , systems operating under the provisions of this section shall be operated in a manner that ensures that the public is not exposed to radio frequency energy level in excess of the Commis...

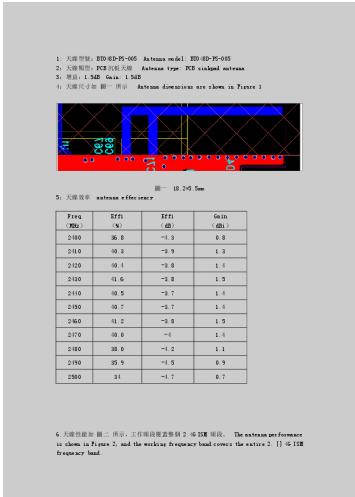
lang:en score:14 filesize: 69.94 K page\_count: 1 document date: 2024-12-20



[pdf]

Please produce a letter on your company letterhead with the following information Attestation Statements  
Tianchang Oumeite Electronic Sales Co Ltd V3PRO Vseebox v3 pro Remote 2BMVG 2BMVGV3PRO v3pro  
Tianchang Oumeite Electronic Sales Co., Ltd December 20, 2024 Eurofins Electrical and Electronic Testing NA, Inc. 914 West Patapsco Avenue Baltimore, MD 21230 RE: Attestation Statements Part 2.911 d 5 i request for FCC ID: 2BMVG-V3PRO  
Tianchang Oumeite Electronic Sales Co., Ltd the applican...

lang:en score:13 filesize: 71.57 K page\_count: 2 document date: 2024-12-20



[pdf] Dimension Guide Test Report

1 BT035H DD 002 Windows ANT Test Report Tianchang Oumeite Electronic Sales Co Ltd V3PRO Vseebox v3 pro Remote 2BMVG 2BMVGV3PRO v3pro

1: BT048D-PS-005 Antenna model: BT048D-PS-005 2PCB Antenna type: PCB sinkpad antenna 31.5dB Gain: 1.5dB 4 Antenna dimensions are shown in Figure 1 18.2\*5.5mm 5 antenna efficiency Freq MHz 2400 2410 2420 2430 2440 2450 2460 2470 2480 2490 2500 Effi 36.8 40.3 40.4 41.6 40.5 40.7 41.2 40.0 38....

lang:en score:12 filesize: 226.42 K page\_count: 3 document date: 2024-12-20

