

AMZCHEF AH003-SG

AMZCHEF Portable Range Hood User Manual

Model: AH003-SG

INTRODUCTION

Thank you for choosing the AMZCHEF Portable Range Hood. This manual provides essential information for the safe and efficient use, maintenance, and troubleshooting of your new appliance. Please read it thoroughly before first use and keep it for future reference.

The AMZCHEF Portable Range Hood (Model AH003-SG) is designed to effectively remove cooking fumes and odors in various settings. Its compact and lightweight design makes it suitable for small kitchens, apartments, dormitories, RVs, and outdoor barbecue areas. Featuring a powerful 3-speed fan, integrated LED lighting, and a multi-layer filtration system, it aims to provide a cleaner and more pleasant cooking environment.

SETUP AND SAFETY PRECAUTIONS


Unpacking and Initial Placement

- Carefully remove all packaging materials and inspect the unit for any damage.
- Place the range hood on a stable, flat surface near your cooking area. Ensure there is adequate space around the unit for proper airflow.
- This appliance is designed for plug-and-play operation and does not require complex installation.

Safety Guidelines

- Do not use the range hood with gas cooktops or open flames. It is intended for use with electric cooking surfaces.
- Maintain a minimum distance of 10 cm (approximately 4 inches) between the range hood's air intake and the cooking surface to ensure optimal performance and safety.
- Never cover the air outlet during operation. This can impede airflow and affect performance.
- Ensure the power cord is not damaged and is placed away from hot surfaces.

Parametro



cappa da cucina



cavo di alimentazione



filtro antigrasso



filtri a carbone

Important usage precautions for the AMZCHEF Portable Range Hood, including warnings against use with gas cooktops or open flames, maintaining a minimum distance from the cooking surface, and not covering the air outlet.

OPERATING INSTRUCTIONS

Powering On/Off

- Connect the power cable to a suitable electrical outlet.
- Press the power button (one-click switch) to turn the unit on or off.

Adjusting Fan Speed

The range hood features three adjustable fan speeds to accommodate different cooking intensities:

- **Low Speed:** Ideal for light cooking, simmering, or stewing.
- **Medium Speed:** Suitable for general frying and everyday cooking.
- **Max Speed:** Recommended for heavy frying, grilling, or when producing significant smoke and odors.

Use the intuitive touch controls to select the desired fan speed.

3 regolazioni di velocità

Tre diverse regolazioni della velocità del vento possono essere applicate a diversi scenari di lavoro



The portable range hood in use over a cooking pan, demonstrating its 3-speed regulation for different cooking intensities: low for stewing, medium for light frying, and max for deep frying.

LED Lighting

The integrated LED light illuminates your cooking area, providing clear visibility, especially in low-light conditions. The light can be activated or deactivated independently using the touch controls.

Cappa portatile AMZCHEF



Cappa CIA *



An image comparing the AMZCHEF Portable Range Hood's features (3-speed regulation, wide smoke absorption area, LED light) against a generic competitor (2-speed, reduced suction, no LED).

MAINTENANCE AND CLEANING

Regular cleaning and maintenance ensure optimal performance and longevity of your AMZCHEF Portable Range Hood.

Multi-Layer Filtration System

The hood is equipped with a multi-layer filtration system, including double-layer metal aluminum filters, high-efficiency activated carbon filters, and polymer filters. These work together to effectively capture grease, solid particles, and odors.

Filtro in polimero + lega di alluminio per la condensazione

Rimuove efficacemente gli odori e ripristina l'aria pura



Sistema di filtraggio triplo

An exploded view diagram illustrating the triple filtration system of the AMZCHEF Portable Range Hood, including polymer filter and aluminum alloy condensation mesh, designed to remove odors and purify air.

Filter Installation and Removal

The filters are designed for easy magnetic installation and removal. To install, align the filter with the oil collector and gently push it into the air intake. Ensure the filter is correctly positioned.

Utilizzate questo prodotto con gli elettrodomestici da cucina AMZCHEF!



A step-by-step visual guide demonstrating the easy magnetic filter installation process for the AMZCHEF Portable Range Hood, showing how to align and push the filter into the air intake.

Cleaning Procedures

- **Filters:** The metal aluminum filters and oil collection cup should be cleaned regularly with warm water and dish soap. Do not use water hotter than 60°C (140°F). Activated carbon filters may need periodic replacement depending on usage.
- **Oil Collection Cup:** The large capacity oil collection cup should be emptied and cleaned when full or after extended use.
- **Exterior:** The high-quality ABS material is anti-fingerprint and easy to clean. Wipe the exterior with a soft, damp cloth. Avoid abrasive cleaners.

Design umanizzato Facile da tenere e conservare



A visual guide showing the three steps for cleaning the AMZCHEF Portable Range Hood: cleaning the filter, rinsing the oil collection tank, and wiping the main body.

TROUBLESHOOTING GUIDE

If you encounter issues with your AMZCHEF Portable Range Hood, please refer to the following common problems and solutions:

Problem	Possible Cause	Solution
Unit does not power on	No power supply; Power cord damaged; Unit malfunction	Check power outlet; Inspect power cord for damage; Contact customer support if issue persists.
Reduced suction power	Filters are clogged; Air outlet is blocked; Fan malfunction	Clean or replace filters; Ensure air outlet is clear; Contact customer support.
Unusual noise during operation	Loose components; Obstruction in fan; Unit malfunction	Check for loose parts; Ensure no foreign objects are in the fan area; Contact customer support.
LED light not working	LED bulb failure; Electrical issue	Contact customer support for assistance.

If the problem persists after attempting these solutions, please contact AMZCHEF customer support for further assistance.

PRODUCT SPECIFICATIONS

Feature	Specification
Brand	AMZCHEF
Model Number	AH003-SG
Dimensions (L x W x H)	21 x 37.4 x 16.7 cm
Weight	1.8 Kilograms
Material	Aluminum, ABS
Noise Level	66 Decibels
Airflow Capacity	120 m³/h
Fan Speeds	3
Controls	Touch Control
Light Source	LED
Wattage	36 watts
Voltage	230 Volts (AC)
Ventilation Type	Filter-based recirculation
Mounting Type	Tabletop / Portable

Compatto e portatile per vari scenari



Cucina di casa



appartamento



cucina per camper



Barbecue in cortile

A technical drawing showing the dimensions of the AMZCHEF Portable Range Hood and an illustration of its included components: the hood unit, power cable, grease filter, and carbon filters.

WARRANTY AND SUPPORT





Warranty Information

For information regarding product warranty, returns, or defective/damaged products, please refer to the specific warranty terms provided at the time of purchase or contact AMZCHEF customer service. Standard return policies typically allow returns within 30 days of receipt if you change your mind. For defective or damaged products, specific assistance pages are available.

Customer Support

Should you require further assistance, have questions about your product, or need to report an issue, please contact AMZCHEF customer support. Contact details can typically be found on the official AMZCHEF website or through your purchase platform.

Related Documents - AH003-SG

	<p>AMZCHEF AH003 Desktop Range Hood User Manual</p> <p>This user manual provides comprehensive instructions for the AMZCHEF AH003 Desktop Range Hood, covering product introduction, assembly, usage, maintenance, troubleshooting, and technical specifications. Learn how to effectively use and care for your range hood for optimal performance.</p>
	<p>AMZCHEF Desktop Range Hood AH003 User Manual and Safety Guide</p> <p>Official user manual and safety guide for the AMZCHEF Desktop Range Hood AH003. Learn about product features, assembly, usage, maintenance, troubleshooting, and warranty.</p>
	<p>Amzchef 3005D Range Hood Instruction Manual</p> <p>Comprehensive instruction manual for the Amzchef 3005D 30-inch Range Hood, covering safety, installation, operation, maintenance, and troubleshooting.</p>
	<p>AMZCHEF Range Hood User Manual LF0176C1/LF0190C1</p> <p>This user manual provides comprehensive instructions for the AMZCHEF Range Hood models LF0176C1 and LF0190C1. It covers safety precautions, installation procedures, operating instructions, cleaning and maintenance, troubleshooting, and technical specifications. The manual is designed to help users safely and effectively install and operate their range hood.</p>
	<p>Amzchef Range Hood Instruction Manual - BX2-H-J1EAM01, BX2-H-J1EAM02</p> <p>Comprehensive instruction manual for Amzchef BX2-H-J1EAM01 and BX2-H-J1EAM02 range hoods. Includes safety, installation, operation, maintenance, troubleshooting, and technical specifications.</p>



Single Induction Cooker

Einzelne Induktionskochfeld

Cuadern de Inducción Simple

Fornele e Induzione singola

Cuadern de Inducción simple

User Manual

Benutzerhandbuch

Manuel utilisateur

Manuale utente

Manuel do usuário



Model: SK-CB14

Thank you for purchasing this product, please read the manual carefully
before using and keep it for future reference.

[AMZCHEF SK-CB14 Single Induction Cooker User Manual](#)

User manual for the AMZCHEF SK-CB14 Single Induction Cooker. Learn about features, operation, safety, troubleshooting, and maintenance for your induction cooktop.