

Google Pixel 10

Google Pixel 10 User Manual

Unlocked Android Smartphone

1. INTRODUCTION

This manual provides essential information for setting up, operating, and maintaining your Google Pixel 10 smartphone. The Google Pixel 10 features the powerful Google Tensor G5 chip, an advanced camera system, and integrated Gemini AI capabilities to enhance productivity and creativity. This unlocked Android device offers flexibility with various carriers and is designed for durability with scratch-resistant Corning Gorilla Glass Victus 2 and an IP68 rating for water and dust protection. The 6.3-inch Actua display provides clear visuals even in direct sunlight.



Figure 1.1: Front and rear view of the Google Pixel 10 smartphone.

2. SETUP

2.1 What's in the Box

- Google Pixel 10 Cell Phone
- USB-C to USB-C Cable (USB 2.0)
- Warranty Booklet

Powerful protection for you and your data.



Pixel has extra layers of protection to help keep your info safe.



Pixel helps protect you against spam, scams, and phishing.⁷



Your phone will automatically lock if it's lost or stolen.



Going off the grid? Pixel has you covered in case of emergency.⁸

Figure 2.1: Included items with your Google Pixel 10.

2.2 Initial Device Activation and SIM

The Google Pixel 10 utilizes eSIM technology, eliminating the need for a physical SIM card. You can activate your eSIM digitally during the phone setup process. This allows for flexible plan changes and the storage of multiple numbers on a single device.



Pixel 10 Pro
Available in 2 sizes



Pixel 10 Pro Fold



Pixel 10

Display ¹³	6.8" or 6.3" Super Actua	6.4" + 8" Actua and Super Actua Flex	6.3" Actua
Battery ^{14,15}	24+ hr Pixelsnap wireless charging (Qi2-certified)	24+ hr Pixelsnap wireless charging (Qi2-certified)	24+ hr Pixelsnap wireless charging (Qi2-certified)
RAM	16 GB	16 GB	12 GB
Google Tensor chip	G5	G5	G5
Rear camera	Pro triple	Advanced triple	Advanced triple
Wide ¹⁶	50 MP	48 MP	48 MP
Ultrawide ¹⁶	48 MP	10.5 MP	13 MP
Telephoto ¹⁶	48 MP	10.8 MP	10.8 MP
Zoom	100x	20x	20x

Figure 2.2: The Google Pixel 10 supports eSIM for digital plan management.

2.3 Data Transfer

Transferring data from your previous phone to the Google Pixel 10 is designed to be a straightforward process, typically taking approximately 20 minutes. Follow the on-screen prompts during initial setup to migrate your contacts, photos, apps, and other data.

Video 2.1: An unboxing and initial setup demonstration of the Google Pixel 10 in Indigo.

3. OPERATING THE DEVICE

3.1 Performance and Display

The Google Pixel 10 is powered by the Google Tensor G5 chip, ensuring smooth and responsive performance for multitasking, gaming, and daily applications. The 6.3-inch Actua display offers a 1080 x 2424 pixel resolution with a 120 Hz refresh rate, providing a bright and sharp visual experience with up to 3,000-nit peak brightness, making it easy to view even in direct sunlight.

The right info, right when you need it.

Magic Cue proactively suggests relevant info and actions.
Calling your airline? It finds your flight info from your email.⁶

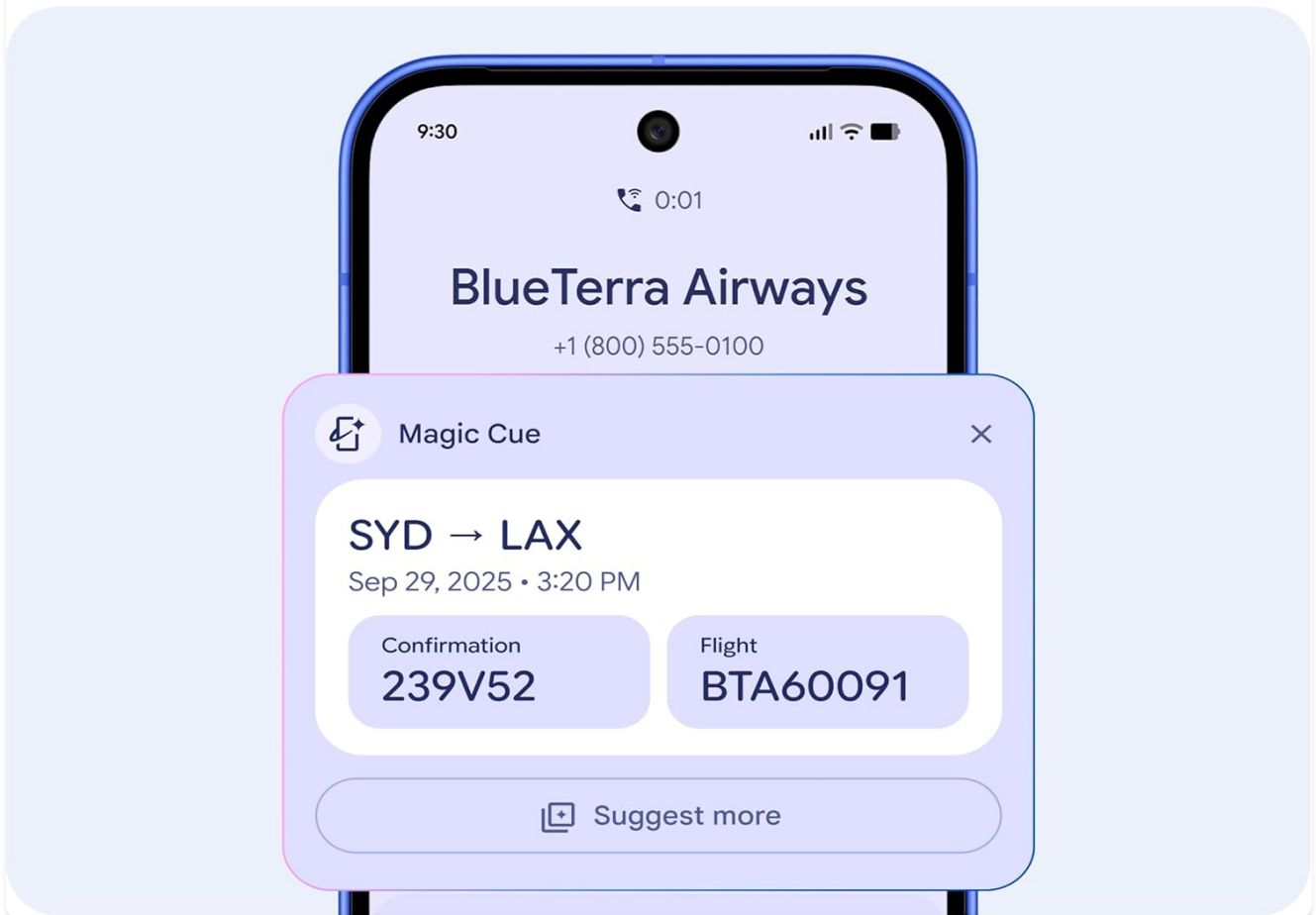


Figure 3.1: The Google Pixel 10's Actua display offers high brightness and clarity.

3.2 Camera Features

The Pixel 10 features an upgraded triple rear camera system, including a new 5x telephoto lens capable of up to 20x Super Res Zoom for capturing distant details. Night Sight mode ensures crisp, clear photos in low-light conditions, while Camera Coach provides guidance to improve your photography skills.



All-new telephoto lens with up to 20x Super Res Zoom.

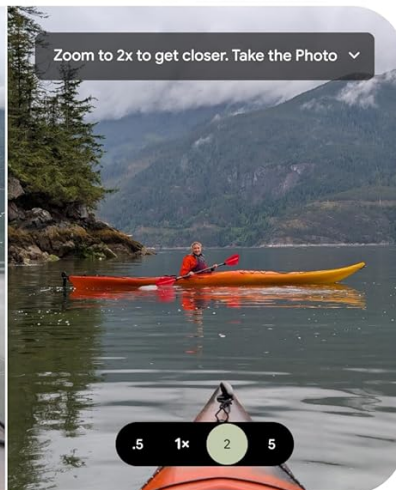
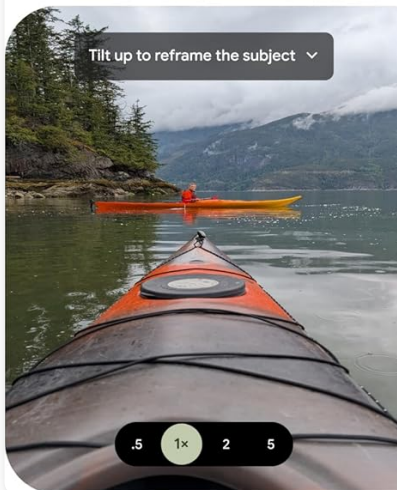
Brilliant photos, dusk to dawn, with Night Sight.



Figure 3.2: 20x Super Res Zoom capability.

True to life photos. Out of this world editing.

Take group pics
the whole group loves
with Auto Best Take.



Snap your best pics
with help from
Camera Coach.³

Figure 3.3: Enhanced low-light photography with Night Sight.

Designed for durability.
Made for real life.



Easy on the eyes,
even in direct sunlight.



Holds up when spills
and tumbles go down.²¹



Figure 3.4: Camera Coach assists in capturing optimal images.

3.3 AI Features with Gemini

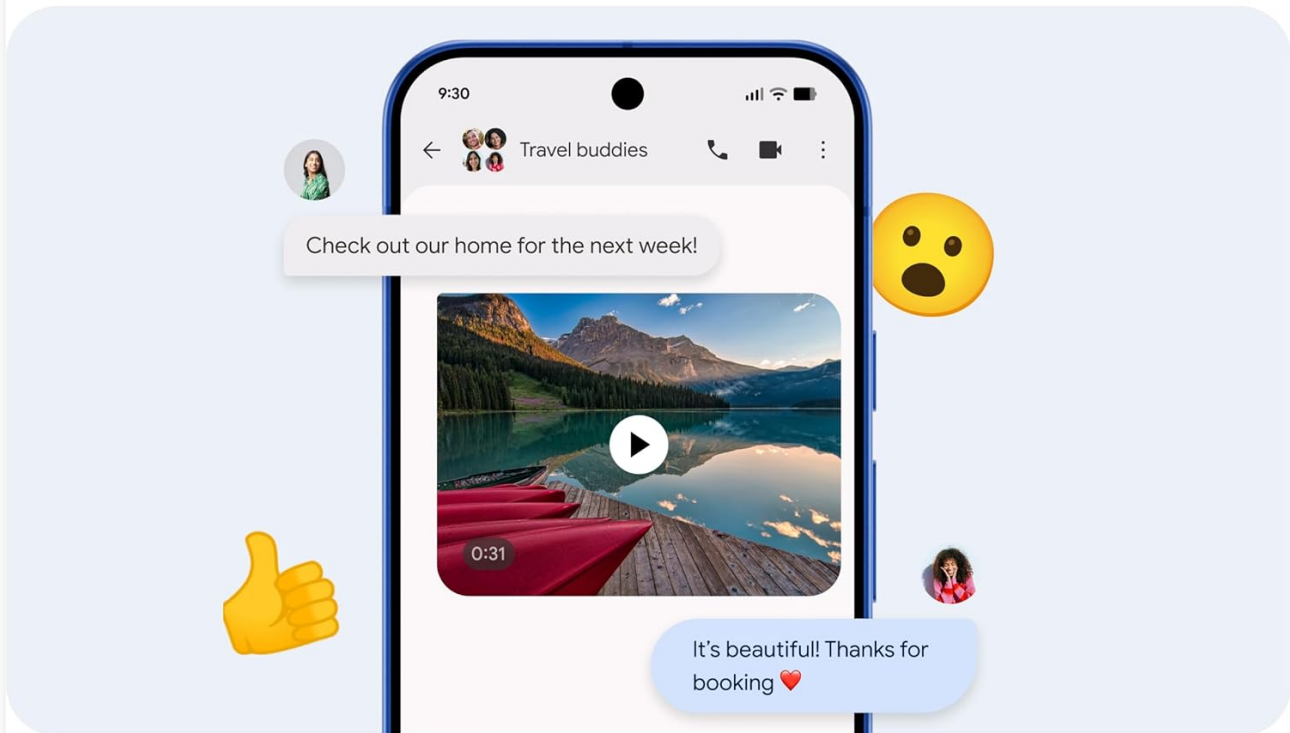
The Google Pixel 10 integrates Gemini AI Assistant, offering features like Gemini Live for natural conversations and using your camera to identify objects or provide information. Gemini can also assist with brainstorming ideas and managing tasks across various applications.

With 7 years of Pixel Drops,
your phone gets better over time.⁹



Figure 3.5: Gemini Live identifying objects via camera.

Switch without second-guessing.



On Pixel, you can still text iPhone® users high-res images, react with emoji, and see read receipts.

Bring your stuff from your old phone. It only takes about 20 minutes.^{11,12}

Figure 3.6: Magic Cue providing relevant information.

Video 3.1: Overview of AI features on the Google Pixel 10.

4. DURABILITY AND BATTERY

4.1 Device Durability

The Pixel 10 is constructed with scratch-resistant Corning Gorilla Glass Victus 2 and boasts an IP68 rating for water and dust protection, ensuring resilience against everyday wear and tear and accidental spills.

Share your camera in Gemini Live to talk through what's around you.⁵

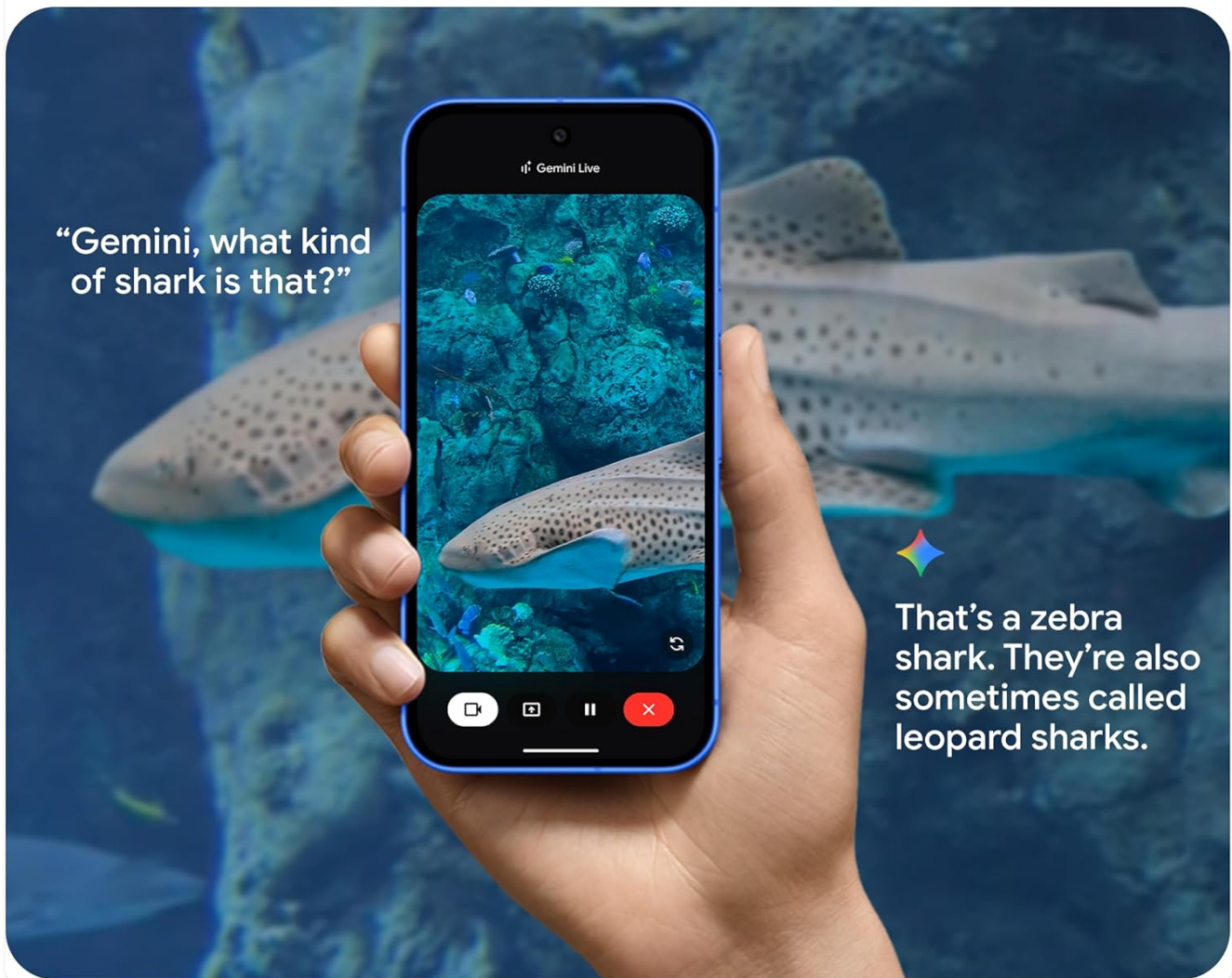


Figure 4.1: The Google Pixel 10 features IP68 water and dust resistance.

4.2 Battery Life and Charging

Equipped with a 4970 mAh battery, the Google Pixel 10 provides over 24 hours of usage on a single charge, supporting fast charging capabilities. The phone also supports Pixel Snap wireless charging (Qi2-certified).

Enjoy premium Google services at no cost to you.



Includes 6 months of
the Google One Premium
2 TB plan.¹⁸



6 months of personalized
fitness guidance
with Fitbit Premium.¹⁸



3 months of ad-free
videos and music
from YouTube Premium.¹⁸

Figure 4.2: The Pixel 10 offers extended battery life and supports various premium Google services.

5. CONNECTIVITY AND SECURITY

5.1 Network and Carrier Compatibility

As an unlocked Android smartphone, the Google Pixel 10 offers broad compatibility with major carriers including Google Fi, Verizon, T-Mobile, and AT&T, allowing users to choose their preferred data plan.

5.2 Pixel Ecosystem Integration

The Pixel 10 seamlessly integrates with other Google devices, such as the Pixel Watch and Pixel Buds, for an enhanced and connected user experience.

With Pixel, it all comes together brilliantly.

Unlock your full potential with the Pixel Watch.
Connect with Pixel Buds for better clarity and focus.¹⁰



Figure 5.1: The Google Pixel 10 integrates with Pixel Watch and Pixel Buds.


5.3 Security Features

The Pixel 10 incorporates multiple layers of protection to safeguard your personal information. It includes features to protect against spam, scams, and phishing attempts. In case of loss or theft, the phone is designed to lock automatically, and emergency features are available for critical situations.

What's in the box.



Pixel 10 with eSIM



**1 m USB-C® to
USB-C® cable (USB 2.0)**

Support, Safety & Warranty Booklet (not shown)

USB-C® is a trademark of USB Implementers Forum.

Figure 5.2: Overview of Google Pixel 10's security and privacy features.

6. SPECIFICATIONS

Feature	Detail
Model Name	Pixel 10
Product Dimensions	6 x 2.8 x 0.3 inches
Item Weight	11.1 ounces
Operating System	Android 16
CPU Model	Google Tensor G5
CPU Speed	3.78 GHz
RAM Memory Installed Size	12 GB
Memory Storage Capacity	128 GB
Standing Screen Display Size	6.3 Inches
Resolution	1080 x 2424 pixels
Refresh Rate	120 Hz
Display Technology	OLED
Connectivity Technologies	Bluetooth, NFC, Wi-Fi
GPS	True
Other Camera Features	Front, Rear
Audio Jack	USB-C
Battery Capacity	4970 mAh
Phone Talk Time	30 Hours
Manufacturer	Google
Date First Available	August 20, 2025

7. MAINTENANCE

To ensure the longevity and optimal performance of your Google Pixel 10, consider the following maintenance tips:

- **Screen Care:** Clean the display regularly with a soft, lint-free cloth. Avoid harsh chemicals or abrasive materials.
- **Software Updates:** Keep your device's operating system and applications updated to benefit from the latest features, security patches, and performance improvements.
- **Battery Health:** Avoid extreme temperatures and prolonged exposure to direct sunlight. For optimal battery life, try to keep the charge between 20% and 80%.
- **Physical Protection:** While the device is durable, using a protective case and screen protector can further safeguard it against drops and scratches.

- **Storage Management:** Regularly clear unnecessary files and applications to maintain device speed and free up storage space.

8. TROUBLESHOOTING

If you encounter issues with your Google Pixel 10, refer to the following common troubleshooting steps:



- **Device Unresponsive:** If the device is frozen or unresponsive, press and hold the Power button for approximately 30 seconds to force a restart.
- **Battery Drain:** Check battery usage in Settings to identify apps consuming excessive power. Adjust app settings or restrict background activity.
- **Network Connectivity:** If experiencing issues with Wi-Fi or cellular data, try toggling Airplane Mode on and off. Restarting the device or resetting network settings can also resolve many connectivity problems.
- **Camera Malfunction:** Ensure the camera lens is clean and free from obstructions. Restart the camera app or the device. If issues persist, check for software updates.
- **Fingerprint Sensor Issues:** Re-register your fingerprints after installing a screen protector or if recognition becomes inconsistent. Ensure your finger is clean and dry.



9. WARRANTY AND SUPPORT

Your Google Pixel 10 comes with a Warranty Booklet included in the box, detailing the terms and conditions of your product warranty. For additional support, including FAQs, troubleshooting guides, and contact information, please visit the official Google Pixel support website at g.co/pixel/support.

© 2025 Google. All rights reserved. Google, Pixel, and other related marks are trademarks of Google LLC.

Related Documents - Pixel 10

	<p>Google Pixel Phone Troubleshooting and Fingerprint Setup Guide</p> <p>Comprehensive guide to troubleshooting common issues on Google Pixel phones, including charging, screen problems, sound distortion, and Bluetooth connectivity. Also covers setting up fingerprint unlock.</p>
	<p>Google Pixel Phones Android 13 Administrator Guidance</p> <p>Administrator guide for Google Pixel phones on Android 13, detailing Common Criteria configuration, security features, device management, VPN, Wi-Fi, and API specifications for enterprise deployment.</p>

<div><div>FAQ's</div><div><div>What is an unlocked phone?</div><div><p>an unlocked phone is a phone that is not locked to a specific carrier. This means you can use the phone with any carrier that supports the phone's network. This is different from a carrier-locked phone, which is only usable with the carrier it was purchased from.</p><p>For more information, visit Google's unlocked phone page.</p></div></div><div><div>What is eSIM?</div><div><p>eSIM is a digital SIM card that is built into the phone. It allows you to switch between carriers without needing a physical SIM card. This is useful for travel or if you want to use multiple numbers on the same phone.</p><p>For more information, visit Google's eSIM page.</p></div></div><div><div>Does Pixel 8 Pro have 5G network compatibility?</div><div><p>Yes, Pixel 8 Pro is compatible with 5G networks. It supports both sub-6GHz and mmWave 5G networks, providing fast speeds and low latency.</p><p>For more information, visit Google's 5G page.</p></div></div></div>	<p>Google Pixel 8 Pro FAQ</p> <p>Frequently asked questions about the Google Pixel 8 Pro, covering topics like unlocked phones, eSIM, 5G compatibility, data transfer, and setup.</p>
<div><div>Google Workspace with Gemini</div><div><div>Google Workspace: A guide for using AI at work</div><div></div></div></div>	<p>Google Workspace: A Guide for Using AI at Work</p> <p>Explore how Google Workspace leverages Artificial Intelligence, including Gemini and NotebookLM, to enhance productivity, collaboration, and creativity across various business applications like Gmail, Drive, Docs, and more.</p>
<div><div>Google Pixel Motherboard Replacement</div><div><div>IFIXIT</div><div><div>Google Pixel Motherboard Replacement</div><div><p>Replace the motherboard of a Google Pixel phone.</p><p>Written By: Christopher Chavira</p></div><div></div></div></div></div>	<p>Google Pixel Motherboard Replacement Guide</p> <p>Detailed instructions for replacing the motherboard in a Google Pixel smartphone, including required tools and parts, and step-by-step disassembly and reassembly procedures.</p>
<div><div>MANUEL</div><div><div>GOOGLE Pixel A9</div><div><div>E-NOTICE D'UTILISATION</div></div></div></div>	<p>Google Pixel A9 User Manual</p> <p>Official user manual and e-notice for the Google Pixel A9 smartphone, providing setup and usage information.</p>