

Google Pixel 10 Pro XL

Google Pixel 10 Pro XL Smartphone User Manual

Model: Pixel 10 Pro XL (GUL82)

INTRODUCTION

Welcome to the Google Pixel 10 Pro XL. This manual provides essential information to help you set up, operate, and maintain your new smartphone. The Pixel 10 Pro XL combines advanced AI capabilities with a powerful camera system and robust performance, designed to enhance your daily mobile experience.



Image: Front and back view of the Google Pixel 10 Pro XL in Obsidian. The back features the camera bar and Google logo, while the front displays the Super Actua screen.

WHAT'S INCLUDED

Your Google Pixel 10 Pro XL package contains the following items:

- Google Pixel 10 Pro XL Cell Phone
- USB-C Cable (1 meter, USB 2.0)

- Support, Safety & Warranty Booklet (not shown)

What's in the box.



**Pixel 10 Pro
with eSIM**



**1 m USB-C® to
USB-C® cable (2.0)**

Support, Safety & Warranty Booklet (not shown)

USB-C® is a trademark of USB Implementers Forum.

Image: The Google Pixel 10 Pro XL phone next to its included 1-meter USB-C to USB-C cable.

SETUP GUIDE

1. Initial Power On

1. Press and hold the Power button on the side of the device until the Google logo appears.
2. Follow the on-screen prompts to select your language, connect to Wi-Fi, and accept terms and conditions.

2. eSIM Activation

The Pixel 10 Pro XL is an eSIM-only device. This allows for digital plan switching and storage of multiple numbers without a physical SIM card.

1. During initial setup, you will be guided through the eSIM activation process.
2. Alternatively, navigate to **Settings > Network & internet > SIMs** to add or manage your eSIM profiles.
3. Contact your carrier for specific instructions or QR codes for eSIM activation.

Secure setup and switching with eSIM.

Pixel 10 Pro XL is eSIM-only so you can switch plans digitally and store multiple numbers.



Image: Rear view of the Pixel 10 Pro XL, highlighting its design and the concept of secure setup and switching with eSIM.

3. Data Transfer from Previous Device

You can easily transfer data from your old phone to your new Pixel 10 Pro XL. This process typically takes about 20 minutes.

- Use the provided USB-C cable and an adapter (if necessary) to connect your old phone to the Pixel 10 Pro XL.
- Follow the on-screen instructions to select the data you wish to transfer (contacts, photos, apps, etc.).



Image: A visual representation of transferring data and messaging capabilities, including high-resolution image sharing with iPhone users.

OPERATING YOUR PIXEL 10 PRO XL

Display and Interaction

The Pixel 10 Pro XL features a 6.8-inch Super Actua display with a 120 Hz refresh rate and 3300-nit peak brightness, ensuring clear visibility even in direct sunlight. Interaction is primarily via the responsive touchscreen.

Made with spacecraft-grade aluminum and Corning® Gorilla® Glass Victus® 2.



Pixel's brightest Super Actua display ever.



Designed for durability.
Made for real life.




Image: Details of the Pixel 10 Pro XL's construction, showcasing the spacecraft-grade aluminum, Corning Gorilla Glass Victus 2, and the bright Super Actua display.

Performance and Battery

Powered by the next-gen Google Tensor G5 chip and 16 GB of RAM, the Pixel 10 Pro XL delivers exceptional performance for all tasks. The 5200 mAh battery provides over 24 hours of usage, with fast-charging capabilities.

Pixel's biggest leap in performance.



**Next-gen chip.
Built for Google's
advanced AI.**



**Lasts 30+ hours.¹⁴
Powers up
even faster.^{5,19}**



**16 GB of RAM
and storage options
of up to 1 TB with
Zoned UFS.²⁴**

Image: Visuals depicting the next-gen Google Tensor G5 chip, wireless charging, and the phone's 16 GB RAM and up to 1 TB storage capacity.

Camera System

The Pixel 10 Pro XL features a pro triple rear camera system, including a 50 MP wide lens, 48 MP ultrawide, and 48 MP telephoto lens. It offers advanced features like 100x Pro Res Zoom and super steady 8K video recording.

100x Pro Res Zoom. Pixel's best zoom quality ever.



Image: A demonstration of the 100x Pro Res Zoom, showing a landscape view, a 50x zoom, and a 100x zoom on a distant blue car.

Super steady videos. Super easy.

The upgraded 50 MP camera can turn high-motion scenes into high-quality, stable cinematic shots.¹⁰



Image: A still from a video demonstrating the super steady video capabilities, showing a person in motion with clear, stable footage.



Image: A visual demonstrating the camera's ability to reframe and zoom, showing a kayaking scene from a wider and a closer perspective.

Gemini AI Assistant

The integrated Gemini AI Assistant provides a natural, conversational interface. Use Gemini Live to interact with your surroundings by pointing your camera at objects or to brainstorm ideas and complete tasks across applications.

Share your camera in Gemini Live to talk through what's around you.⁴




Image: A user interacting with Gemini Live, pointing the phone's camera at a shark in an aquarium and receiving information about it.

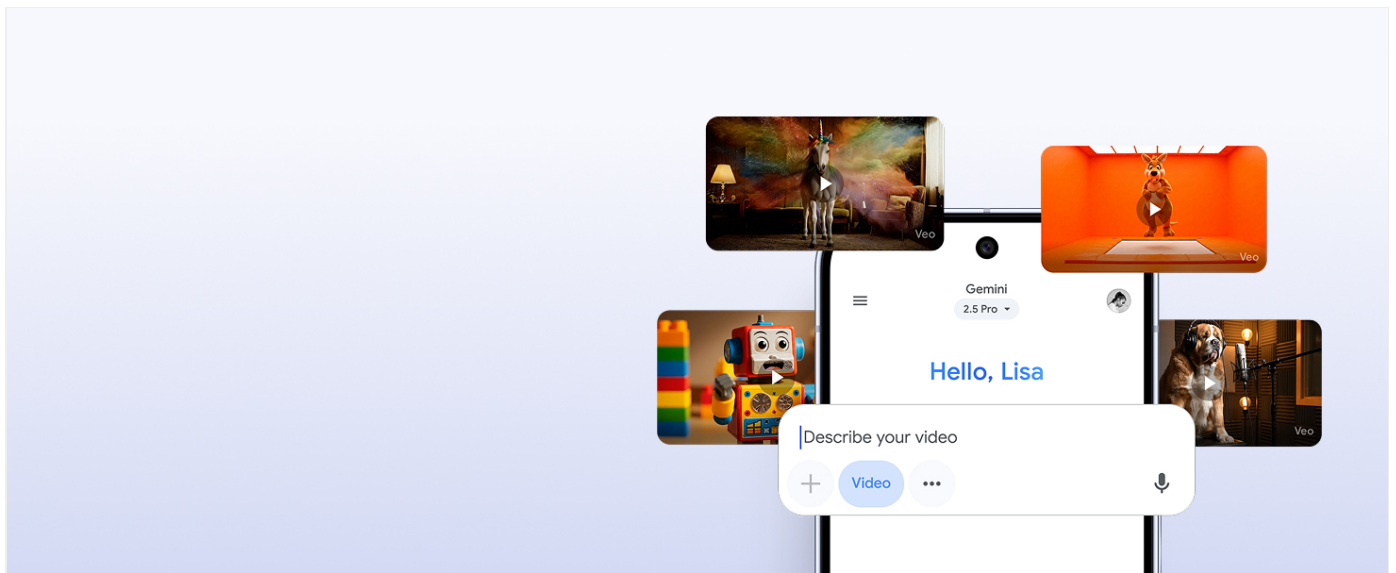


Image: The Gemini AI interface on the Pixel 10 Pro XL, demonstrating its capability to describe videos and interact with various media types.

SECURITY AND UPDATES

Google Pixel 10 Pro XL is designed with robust security features and receives 7 years of regular security and software updates, ensuring your device remains protected and up-to-date.

- **Spam and Phishing Protection:** Pixel helps protect you against unwanted spam, scams, and phishing attempts.
- **Automatic Device Lock:** Your phone will automatically lock if it is lost or stolen, safeguarding your data.
- **Emergency Features:** Pixel includes features to assist you in emergency situations, even when offline.

Helps protect you and your data.



Pixel helps protect you against spam, scams, and phishing.⁷



Get regular security and software updates for 7 years.⁹



Your phone will automatically lock if it's lost or stolen.



Going off the grid? Pixel has you covered in case of emergency.⁸

Image: Visual representation of Pixel's security and data protection features, including spam protection, 7 years of updates, automatic locking, and emergency capabilities.

MAINTENANCE AND CARE

- **Cleaning:** Use a soft, lint-free cloth to clean your device. Avoid abrasive materials or harsh chemicals.
- **Water and Dust Resistance:** The Pixel 10 Pro XL is designed with IP68 water and dust resistance. However, this is not permanent and resistance may decrease over time with normal wear. Avoid intentional submersion.
- **Software Updates:** Ensure your device is connected to Wi-Fi and has sufficient battery life before performing software updates.
- **Battery Care:** To prolong battery lifespan, avoid extreme temperatures. The phone may limit charging to 80% after a certain number of charge cycles to protect battery health.




Image: Detailed views of the Pixel 10 Pro XL's design, emphasizing its durable aluminum frame, Gorilla Glass Victus 2, and water resistance.

TROUBLESHOOTING

Common Issues and Solutions

- **Device Not Responding:** Press and hold the Power button for approximately 30 seconds to force a restart.
- **Connectivity Issues (Wi-Fi/Bluetooth):**
 - a. Toggle Wi-Fi or Bluetooth off and on from Quick Settings.
 - b. Restart your device.
 - c. Go to **Settings > System > Reset options > Reset Wi-Fi, mobile & Bluetooth**
- **Battery Draining Quickly:**
 - a. Check battery usage in **Settings > Battery** to identify power-consuming apps.
 - b. Reduce screen brightness or enable Adaptive Battery.
 - c. Ensure all apps are updated.
- **Camera Issues:**
 - a. Clear the cache and data for the Camera app in **Settings > Apps > Camera > Storage & cache**
 - b. Restart the phone.

For further assistance, refer to the official Google Pixel support website or contact customer service.

SPECIFICATIONS

Feature	Detail
Model Name	Pixel 10 Pro XL
Operating System	Android 16
Processor	Google Tensor G5 (3.78 GHz)
RAM	16 GB

Feature	Detail
Storage Capacity	256 GB (available in other configurations)
Display Size	6.8 Inches Super Actua
Display Resolution	3292 x 3292
Refresh Rate	120 Hz
Rear Camera	Pro Triple (50 MP Wide, 48 MP Ultrawide, 48 MP Telephoto)
Zoom	Up to 100x
Front Camera	Yes
Battery Capacity	5200 mAh
Connectivity	Bluetooth, NFC, Wi-Fi, GPS
Dimensions	6.4 x 3 x 0.3 inches
Weight	12.3 ounces (0.35 Kilograms)
Color	Obsidian (other colors available)
Item Model Number	GUL82

For a detailed comparison with other Pixel models, refer to the table below:



Pixel 10 Pro
Available in 2 sizes



Pixel 10 Pro Fold



Pixel 10

Display¹³

6.8" or 6.3"
Super Actua

6.4" + 8"
Actua and
Super Actua Flex

6.3"
Actua

Battery^{5,14}

24+ hr
PixelSnap
wireless charging
(Qi2-certified)

24+ hr
PixelSnap
wireless charging
(Qi2-certified)

24+ hr
PixelSnap
wireless charging
(Qi2-certified)

RAM

16 GB

16 GB

12 GB

Google
Tensor chip

G5

G5

G5

Rear camera

Pro triple

Advanced triple

Advanced triple

Wide¹⁰

50 MP

48 MP

48 MP

Ultrawide¹⁰

48 MP

10.5 MP

13 MP

Telephoto¹⁰

48 MP

10.8 MP

10.8 MP

Zoom

100x

20x

20x

Image: A table comparing key specifications like display size, battery life, RAM, chip, and camera features across Pixel 10 Pro, Pixel 10 Pro Fold, and Pixel 10 models.

WARRANTY AND SUPPORT

Your Google Pixel 10 Pro XL comes with a commitment to long-term support, including 7 years of security and software updates (Pixel Drops).

- **Software Support:** Expect regular updates for 7 years from the device's release date.
- **Hardware Warranty:** Refer to the included Support, Safety & Warranty Booklet for detailed warranty terms and conditions specific to your region.
- **Online Support:** Visit the official Google Pixel support website for FAQs, troubleshooting guides, and contact options.

With 7 years of Pixel Drops, your phone gets better over time.⁹



Image: A graphic promoting "Pixel Drop" features, indicating that the phone improves over time with 7 years of updates.

ADDITIONAL FEATURES AND ECOSYSTEM

Google Services

Enjoy premium Google services that complement your Pixel experience:

- **Google AI Pro:** 1 year of enhanced access to new and powerful AI features.
- **Fitbit Premium:** 6 months of personalized fitness guidance.
- **YouTube Premium:** 3 months of ad-free videos and music.

Enjoy premium Google services at no cost to you.



Google AI Pro

1 year of more access to
new and powerful features
with Google AI Pro.¹⁵



fitbit premium™

6 months of personalized
fitness guidance
with Fitbit Premium.¹⁵



YouTube Premium

3 months of ad-free
videos and music
from YouTube Premium.¹⁵

Image: A visual summary of included premium Google services: Google AI Pro, Fitbit Premium, and YouTube Premium, with their respective trial durations.

Pixel Ecosystem Integration

The Pixel 10 Pro XL seamlessly integrates with other Google Pixel devices for a cohesive experience.

- **Pixel Watch:** Unlock your full potential by connecting with the Pixel Watch.
- **Pixel Buds:** Enhance audio clarity and focus with Pixel Buds.



Unlock your full potential with the Pixel Watch.
Connect with Pixel Buds for better clarity and focus.²⁰



Image: The Pixel Watch and Pixel Buds shown alongside the Pixel phone, illustrating how they work together for a complete user experience.

© 2025 Google. All rights reserved. Google, Pixel, and other marks are trademarks of Google LLC.
For the latest information and support, please visit the official Google support website.

[illegible]

<div><div>FAQ's</div><div>What is an unlocked phone?</div><div>What is eSIM?</div><div>Does Pixel 8 Pro have 5G network compatibility?</div></div>	<p>Google Pixel 8 Pro FAQ</p> <p>Frequently asked questions about the Google Pixel 8 Pro, covering topics like unlocked phones, eSIM, 5G compatibility, data transfer, and setup.</p>
<div><div>Google Pixel Phones on Android 13 Administrator Guidance Documentation</div><div>Version 1.0 (2023)</div></div>	<p>Google Pixel Phones Android 13 Administrator Guidance</p> <p>Administrator guide for Google Pixel phones on Android 13, detailing Common Criteria configuration, security features, device management, VPN, Wi-Fi, and API specifications for enterprise deployment.</p>
<div><div>Google Pixel Buds 2a</div><div>Caractéristiques Techniques</div><div>Avril 2023</div></div>	<p>Google Pixel Buds 2a : Caractéristiques Techniques Détaillées</p> <p>Spécifications techniques complètes pour les Google Pixel Buds 2a, incluant les fonctionnalités audio avancées, l'autonomie de la batterie, la connectivité Bluetooth 5.4, la résistance à l'eau et l'utilisation de matériaux recyclés.</p>
<div><div>Google Pixel 3 XL Wireless Charging Coil Replacement</div><div>Revised and tested a damaged wireless charging coil for your Pixel 3 XL.</div><div>Written By: Arthur Shi</div></div> <div></div>	<p>Google Pixel 3 XL Wireless Charging Coil Replacement Guide</p> <p>A comprehensive guide from iFixit detailing the process of replacing the wireless charging coil in a Google Pixel 3 XL smartphone. It lists required tools and parts and provides step-by-step instructions with textual descriptions of visual aids.</p>
<div><div>Google Workspace with Gemini</div><div>Google Workspace: A guide for using AI at work</div></div> <div></div>	<p>Google Workspace: A Guide for Using AI at Work</p> <p>Explore how Google Workspace leverages Artificial Intelligence, including Gemini and NotebookLM, to enhance productivity, collaboration, and creativity across various business applications like Gmail, Drive, Docs, and more.</p>