

[Manuals.plus](#) /

> [KEMEI](#) /

> KEMEI Cordless Hair Clippers & Trimmer Kit Instruction Manual (Models KM-1071, KM-1747, KM-T366)

## KEMEI KM-1071, KM-1747, KM-T366

# KEMEI Cordless Hair Clippers & Trimmer Kit Instruction Manual

Models: KM-1071, KM-1747, KM-T366

Brand: KEMEI

## INTRODUCTION

---

This manual provides detailed instructions for the safe and effective use of your KEMEI Cordless Hair Clippers and Trimmer Kit. This versatile grooming kit is designed for face, beard, mustache, and general barber use, offering adjustable cutting lengths and cordless operation for convenience. Please read this manual thoroughly before first use and keep it for future reference.

## PACKAGE CONTENTS

---

Your KEMEI grooming kit includes the following items:

- 3x Machine (Hair Clipper, Beard Trimmer, Face Razor)
- 3x Brush (for cleaning)
- 3x USB Cable (for charging)
- 9x Limit Guides (various sizes for hair clipper and beard trimmer)
- 1x Storage Bag
- 1x Comb
- 1x Cape
- Oil (for blade maintenance)

## PRODUCT FEATURES

---



This image displays the three main devices in the KEMEI grooming kit: a hair clipper, a beard trimmer, and a face razor. Key features highlighted include:

- **Sharp Blade:** For precise and efficient cutting.
- **Adjustable Cutter Head:** Allows for varied cutting lengths.
- **Wear-resistant Blade:** Ensures long-lasting performance.
- **Powerful Motor:** Provides consistent cutting power.
- **Trimming Sideburns:** Specific function for the face razor.
- **Durable Mesh Head:** For the face razor, ensuring a close shave.
- **Floating Blade:** Adapts to facial contours for comfort.
- **ON/OFF Switch:** Standard power control.

## 6 Hair clipper limit combs

Multi-position adjustable




3mm/0.12inch



6mm/0.24inch



10mm/0.39inch



13mm/0.51inch



16mm/0.63inch




19mm/0.75inch



## 3 Hair trimmer limit combs

T-blade 0 mm gap



1mm/0.04inch



2mm/0.08inch



3mm/0.12inch



This image illustrates the various limit combs included for both the hair clipper and the hair trimmer.

- o **Hair Clipper Limit Combs:** 6 multi-position adjustable combs ranging from 3mm (0.12 inch) to 19mm (0.75 inch).
- o **Hair Trimmer Limit Combs:** 3 combs for the T-blade 0mm gap trimmer, in sizes 1mm (0.04 inch), 2mm (0.08 inch), and 3mm (0.12 inch).

# Reciprocating foil shaver

The shave with our foil shaver for clean shave every time



Durable mesh head



ON/OFF



Floating blade



Trimming sideburns

This image focuses on the reciprocating foil shaver, detailing its components and functions:

- **Durable Mesh Head:** Ensures a smooth and comfortable shave.
- **ON/OFF Switch:** Easy power control.
- **Floating Blade:** Adapts to facial contours for an effective shave.
- **Trimming Sideburns:** Integrated pop-up trimmer for precise detailing.

# USB charging

The indicator light is on when charging

**3 Hours**  
Charging time

**240 Minutes**  
Working time



**2 Hours**  
Charging time

**180 Minutes**  
Working time



**2 Hours**  
Charging time

**100 Minutes**  
Working time



Laptop



USB charger



Power bank



USB panel

This image highlights the USB charging capabilities and battery life for each device:

- o **Hair Clipper:** 3 hours charging time for 240 minutes working time.
- o **Beard Trimmer:** 2 hours charging time for 180 minutes working time.
- o **Face Razor:** 2 hours charging time for 100 minutes working time.
- o All devices can be charged via USB cable using a laptop, USB charger, power bank, or USB panel.

# Professional hair clippers kit


Hair clipper & Hair trimmer & Shaver



Hair trimming



Hair lining



Beard shaving



This image showcases the professional applications of the KEMEI kit, including:

- **Hair Trimming:** Using the main hair clipper for overall haircuts.
- **Hair Lining:** Utilizing the precision trimmer for sharp edges and detailing.
- **Beard Shaving:** Employing the face razor for a clean shave.



This image provides the physical dimensions of each device for user reference:

- **Hair Clipper:** 4.5cm (1.77in) width, 18.2cm (7.17in) height, 3.6cm (1.42in) base width.
- **Beard Trimmer:** 4.1cm (1.61in) width, 15cm (5.91in) height.
- **Face Razor:** 5.5cm (2.17in) width, 10cm (3.94in) height.

## SETUP

1. **Initial Charge:** Before first use, fully charge each device using the provided USB cables. Refer to the "Product Features" section for specific charging times. The indicator light will be on during charging.
2. **Blade Oiling:** Apply a few drops of the included lubricating oil to the blades of the hair clipper and beard trimmer before each use. This ensures smooth operation and prolongs blade life.
3. **Attach Guide Combs:** Select the appropriate limit guide comb for your desired hair length. Gently snap the comb onto the blade of the hair clipper or beard trimmer. Ensure it is securely attached.

## OPERATING INSTRUCTIONS

### General Use

- Ensure the device is charged and blades are oiled.
- Press the ON/OFF button to start the device.
- Move the device against the direction of hair growth for best results.
- Use the provided cape to keep cut hair off clothing.

### Hair Clipper (Models KM-1071, KM-1747)

- Attach the desired limit guide comb.
- Adjust the taper lever on the side of the clipper for fine-tuning cutting lengths between comb sizes.
- Begin cutting from the nape of the neck, moving upwards.
- For blending, use a larger comb and gradually switch to smaller sizes as you move down.

### Beard Trimmer (Model KM-T366)

- Select a limit guide comb (1mm, 2mm, or 3mm) for beard length.
- For detailing and sharp lines, remove the comb and use the T-blade directly.
- Trim against the grain of your beard for an even cut.

### Face Razor

- Use the reciprocating foil shaver for a close, smooth shave on the face.
- Utilize the pop-up trimmer for precise sideburns and hard-to-reach areas.
- Ensure skin is clean and dry for optimal results.

## MAINTENANCE

1. **Cleaning Blades:** After each use, turn off and unplug the device. Use the provided brush to remove any hair clippings from the blades.
2. **Oiling Blades:** Regularly apply a few drops of lubricating oil to the blades to maintain sharpness and smooth operation. This is crucial for preventing blades from stalling and reducing excessive noise.
3. **Storage:** Store the devices and all accessories in the provided storage bag in a cool, dry place.
4. **Battery Care:** Do not overcharge the devices. Unplug once fully charged.

## TROUBLESHOOTING

Problem	Possible Cause	Solution
Device not turning on	Low battery	Charge the device fully using the provided USB cable.
Blades pulling hair or stalling	Blades are dull or not oiled; hair buildup	Clean blades thoroughly with the brush and apply lubricating oil. Ensure blades are free of debris.
Excessive noise during operation	Blades require oiling	Apply lubricating oil to the blades.
Poor cutting performance	Incorrect comb attachment or dull blades	Ensure the comb is correctly attached. Clean and oil blades.

## SPECIFICATIONS

- **Brand:** KEMEI
- **Model Numbers:** KM-1071, KM-1747, KM-T366
- **Color:** Black
- **Power Type:** Rechargeable (Battery Powered)
- **Power:** 5W
- **Blade Material:** Alloy Steel
- **Charging Time:** Hair Clipper: 3 Hours; Beard Trimmer: 2 Hours; Face Razor: 2 Hours

- **Working Time (Cordless):** Hair Clipper: 240 Minutes; Beard Trimmer: 180 Minutes; Face Razor: 100 Minutes
- **Battery:** 1 Lithium Polymer battery required (included), Integrated/built-in rechargeable battery
- **Parcel Dimensions:** 29.97 x 19.05 x 8.38 cm; 997.9 g

## SAFETY INFORMATION

---

- Always unplug and turn off the trimmer before cleaning or storing.
- Keep the trimmer and all components out of reach of children and pets.
- Do not ingest or inhale any small parts.
- Always supervise children when using the trimmer.
- Do not use the trimmer near water or while bathing.
- Always follow the manufacturer's instructions for proper use, cleaning, and storage.
- In case of accidental ingestion, seek immediate medical attention.

## WARRANTY AND SUPPORT

---

Actual product packaging and materials may contain more and different information than what is shown on our website. We recommend that you do not rely solely on the information presented and that you always read labels, warnings, and directions before using or consuming a product.

For any product-related inquiries or support, please refer to the contact information provided on the product packaging or visit the official KEMEI website.