

Manuals+

[Q & A](#) | [Deep Search](#) | [Upload](#)

[manuals.plus](#) /

- › [RayNeo](#) /
- › [RayNeo Air 3s AR/XR Glasses User Manual](#)

RayNeo XRGF35

RayNeo Air 3s AR/XR Glasses User Manual

Model: XRGF35

INTRODUCTION

Welcome to the RayNeo Air 3s AR/XR Glasses user manual. This guide provides detailed instructions on how to set up, operate, maintain, and troubleshoot your new AR/XR glasses. Please read this manual thoroughly before using the device to ensure optimal performance and safety.



Image: The RayNeo Air 3s AR/XR Glasses, showcasing their sleek design.

WHAT'S IN THE BOX

Upon unboxing your RayNeo Air 3s, verify that all components are present:

- RayNeo Air 3s x 1
- Prescription-lens frame (sample) x 1
- Data cable x 1
- Nose pad component x 1
- Carry case x 1
- Glasses cleaning cloth x 1
- User manual x 1

What's In the Box

RayNeo Air 3s × 1
Prescription-lens frame (sample) × 1
Data cable × 1
Nose pad component × 1
Carry case × 1
Glasses cleaning cloth × 1
User manual × 1

Recommended Accessories

JoyDock
for Switch Gamers

Pocket TV
for Video Lovers

Type-C to Glasses & Charging Adapter
for Universal Compatibility

* Sold separately. Not included in the package.

Image: A visual representation of the RayNeo Air 3s packaging contents, including the glasses, case, cables, and accessories.

SETUP GUIDE

1. Adjusting for Comfort

The RayNeo Air 3s glasses are designed for a customizable fit. Adjust the nose pads and temples for optimal comfort and display alignment.

- **Nose Pads:** The nose pad component can be adjusted to three levels for front-back positioning.
- **Temples:** The temples offer three levels of up-down adjustments and over 30 degrees of loose-tight adjustments to ensure a secure yet comfortable fit.
- **Prescription Lenses:** If you require prescription correction, use the included prescription-lens frame. Consult an optician to have your prescription lenses fitted into this frame, which then attaches to the glasses.

Industry's First Flicker-free OptiCare™ Assures Eye Comfort

No more flickering or unstable color display


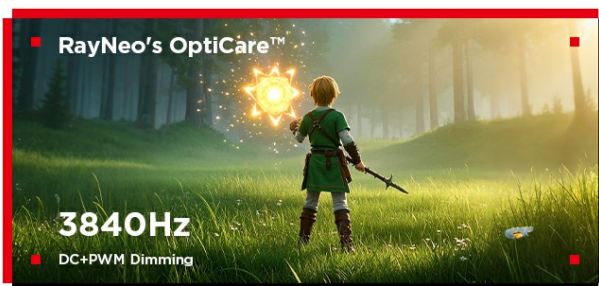


Image: Diagram illustrating the 9-Point FlexiFit system, showing adjustable nose pads and temple arms for personalized comfort.

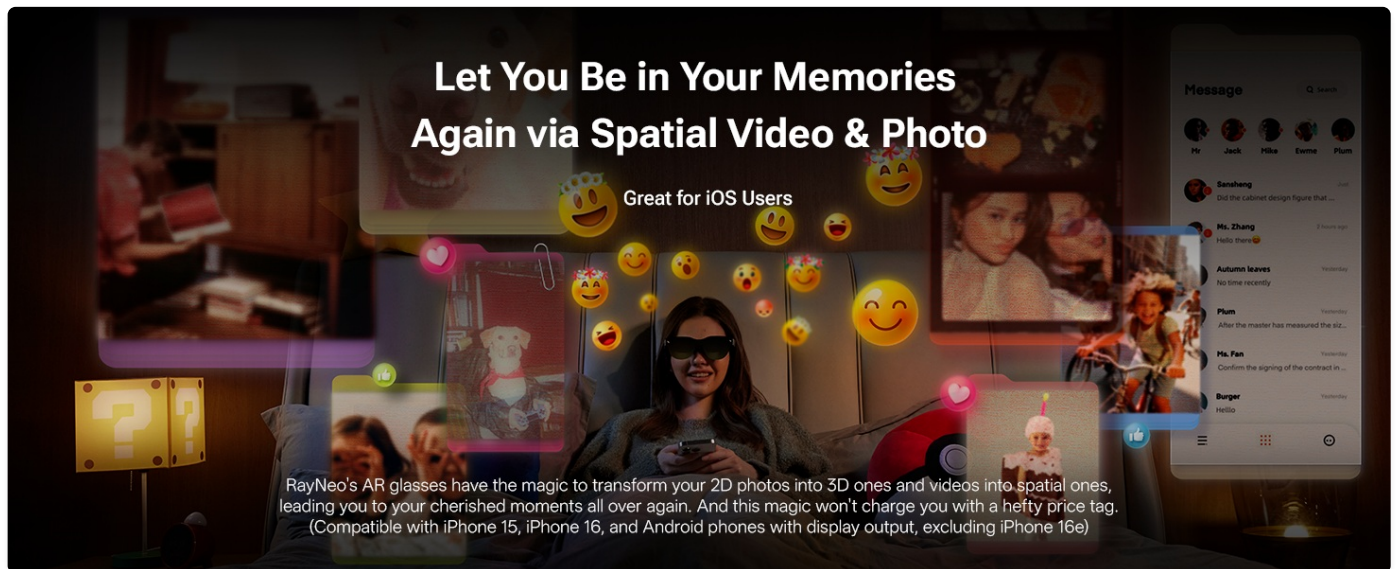


Image: The RayNeo Air 3s glasses with an attachable frame for custom myopia lenses, demonstrating how prescription correction can be integrated.

2. Connecting to Devices

The RayNeo Air 3s supports various connection methods for broad compatibility.

- **Direct Connection (Plug & Play):** Connect directly to devices with a Type-C port supporting display output (e.g., certain smartphones, tablets, laptops).
- **Type-C to Glasses and Charging Adapter:** For extended use while charging your device, connect via a Type-C adapter.

- **HDMI to Glasses and Charging Adapter (Coming Soon):** Future support for HDMI devices will allow connection and charging simultaneously.
- **JoyDock for Nintendo Switch Gaming:** Use the JoyDock accessory (sold separately) to connect to Nintendo Switch (original), PS5, and Steam Deck for an enhanced gaming experience.
- **Pocket TV:** Connect with Pocket TV (sold separately) for access to various Google TV videos and streams.



Image: A diagram illustrating various connection methods for the RayNeo Air 3s, including direct USB-C, Type-C adapter, HDMI adapter, JoyDock, and Pocket TV.

Industry's First Flicker-free OptiCare™ Assures Eye Comfort



No more flickering or unstable color display



vs



Image: The RayNeo Air 3s glasses shown connected to a smartphone, laptop, and gaming console, demonstrating its wide compatibility.

OPERATING INSTRUCTIONS

1. Display Modes

The RayNeo Air 3s offers versatile display modes optimized for different content types. Switch between modes using the dedicated button on the glasses.

- **Game Mode:** Provides a 120 Hz refresh rate for smooth, responsive gaming.
- **Movie Mode:** Enhances deep contrast and color for an immersive cinematic experience.
- **Standard Mode:** Suitable for everyday tasks and general viewing.



Image: Visual examples of the Movie, Game, and Standard display modes, highlighting their optimized visual characteristics.

2. Audio Features

Experience high-quality audio with the integrated dual opposing acoustic chambers. For private listening, activate Whisper Mode 2.0.

- **Dual Opposing Acoustic Chambers:** Delivers rich, clear sound with enhanced bass and minimal sound leakage.
- **Whisper Mode 2.0:** Reduces sound leakage, ensuring privacy in public or quiet environments.

Cinematic Sound With Exclusive Whisper Mode™



WORLD'S FIRST

DUAL OPPOSING

ACOUSTIC CHAMBER DESIGN

Sharper
Highs

Richer
Mids

Deeper
Bass

Whisper Mode™ ON

Image: A user enjoying immersive audio with the RayNeo Air 3s, illustrating the concept of cinematic sound and Whisper Mode.

Specially Designed for Nintendo Switch Users

In the RayNeo Ecosystem with JoyDock



Enhance your Nintendo Switch gaming experience with JoyDock, which expands the 8" screen to an impressive 201" display.

Image: A comparison showing the effect of Whisper Mode, with sound contained for private listening versus sound potentially disturbing others.

3. Spatial Video and Photo Transformation

Transform 2D photos and videos into immersive 3D and spatial experiences. This feature is particularly beneficial for iOS users (compatible with iPhone 15, iPhone 16, and Android phones with display output, excluding iPhone 16e).

Freedom to Focus on Winning

Instead of distracting from strain or neck pain



Unbearable Neck/Waist Pain Before Having Air 3s to Play Games while Lying or Sitting.
JoyDock is Recommended for Switch-Playing (Sold Separately).



Image: A user experiencing spatial video and photo transformation with the RayNeo Air 3s, showing floating images and emojis around them.

MAINTENANCE AND CARE

Proper care ensures the longevity and optimal performance of your RayNeo Air 3s glasses.

- **Cleaning:** Use the provided glasses cleaning cloth to gently wipe the lenses and frame. Avoid abrasive materials or harsh chemicals.
- **Storage:** When not in use, store the glasses in the provided carry case to protect them from dust, scratches, and

impacts.

- **Temperature:** Avoid exposing the glasses to extreme temperatures, both hot and cold, as this can affect internal components.
- **Liquid Exposure:** Keep the glasses away from liquids. They are not waterproof.

TROUBLESHOOTING

This section addresses common issues you might encounter with your RayNeo Air 3s glasses.

Problem	Possible Cause	Solution
No display/Black screen	Incorrect connection. Device not outputting display. Cable issue.	Ensure the cable is securely connected to both the glasses and the source device. Verify that your source device supports display output via its Type-C port. Try a different compatible cable.
Flickering display or unstable colors	Environmental interference. Display settings.	The RayNeo Air 3s features OptiCare Eye Protection with 3840 Hz hybrid dimming for flicker-free performance. If flickering occurs, ensure the glasses are properly connected and try restarting the source device. Adjust brightness levels (20 adjustable levels available).
Sound leakage/Lack of privacy	Whisper Mode not activated. Volume too high.	Activate Whisper Mode 2.0 for enhanced audio privacy. Lower the volume to a comfortable level.
Uncomfortable fit	Improper adjustment.	Adjust the nose pads and temple arms using the 9-Point FlexiFit system for a personalized and comfortable fit.

SPECIFICATIONS

Feature	Detail
Model Number	XRGF35
Display Technology	HueView Micro-OLED
Virtual Screen Size	201 inches (at 6m distance)
Refresh Rate	120 Hz (Game Mode)
Color Accuracy	98% DCI-P3, 145% sRGB, ΔE<2
Contrast Ratio	200,000:1
Eye Protection	OptiCare (3840 Hz hybrid dimming, TÜV SÜD certified low blue light & flicker-free)
Audio	Dual Opposing Acoustic Chambers, Whisper Mode 2.0

Feature	Detail
Connectivity	USB Type-C (DisplayPort Alt Mode), compatible with JoyDock, Pocket TV
Dimensions	5.98 x 6.55 x 2.01 inches
Weight	2.88 ounces (0.18 Pounds)
Color	Black
Manufacturer	RayNeo Co., Ltd.

WARRANTY AND SUPPORT

For warranty information and technical support, please refer to the official RayNeo website or contact RayNeo customer service. Keep your proof of purchase for warranty claims.


RayNeo offers protection plans for extended coverage. Details on 2-Year and 3-Year Protection Plans are available from authorized retailers.

Manufacturer: RayNeo Co., Ltd.

Official Website: [Visit the RayNeo Store on Amazon](#)

© 2025 RayNeo. All rights reserved.

Related Documents - XRGF35

<p>Safety Information</p> <p>TO REDUCE THE RISK OF PERSONAL INJURY, DISCOMFORT OR PROPERTY DAMAGE, PLEASE ENSURE THAT YOU HAVE READ THE FOLLOWING SAFETY INFORMATION CAREFULLY BEFORE USING THE RayNeo Air 3s Pro GLASSES.</p> <ul style="list-style-type: none">• The glasses shall be used only in a safe environment.• To prevent possible hearing damage, do not listen at high volume levels for long periods.• Do not use these glasses during sudden or intense activity.• If you glasses feel hot to touch or are uncomfortably warm, stop using them and allow them to cool down.• Immediately stop using these glasses if you are experiencing eye strain or discomfort.• If the glasses are damaged in any way, stop use immediately.• Keep the glasses away from any liquid as they are not waterproof.• Consult your doctor before using these glasses. Do not use these glasses if you are sick, fatigued, under the influence of intoxicants/drugs, or are generally feeling unwell.	<p>RayNeo Air 3s Pro Glasses Safety and General Information</p> <p>Comprehensive safety, general, and regulatory information for the RayNeo Air 3s Pro smart glasses, including usage guidelines, warnings, manufacturer details, and compliance statements.</p>
<p>RayNeo</p> <p>RayNeo Air 2 User Manual 2-19-2025 7.1s 2.88 2.88 Benutzerhandbuch Manuale dell'utente Manual del usuario Handboka Инструкция по эксплуатации คู่มือผู้ใช้ Регуляторы параметров</p>	<p>RayNeo Air 2 Smart Glasses User Manual</p> <p>A comprehensive user manual for the RayNeo Air 2 smart glasses, covering setup, features, operations, and safety information in multiple languages.</p>
<p>RayNeo</p> <p>RayNeo Air 2s User Manual 2-19-2025 7.1s 2.88 2.88 Benutzerhandbuch Manuale dell'utente Manual del usuario Handboka Инструкция по эксплуатации คู่มือผู้ใช้ Регуляторы параметров</p>	<p>RayNeo Air 2s User Manual</p> <p>User manual for the RayNeo Air 2s smart glasses, covering setup, features, and safety information.</p>
<p></p> <p>戒指使用手册 RayNeo Ring user manual</p>	<p>RayNeo Ring User Manual - Setup, Features, and Specifications</p> <p>Comprehensive user manual for the RayNeo Ring, detailing setup, charging, wearing, operation, and product specifications. Learn how to use your RayNeo Ring effectively.</p>

Model	Resolution	Field of View	Refresh Rate	Weight	Price
RayNeo Air 2s	1440 x 1600	100°	90Hz	150g	\$399
RayNeo Air 3s	1440 x 1600	100°	90Hz	150g	\$499
RayNeo Air 3s Pro	1440 x 1600	100°	90Hz	150g	\$599

[RayNeo AR Glasses Comparison: Air 2s, Air 3s, and Air 3s Pro](#)

Detailed comparison of RayNeo Air 2s, Air 3s, and Air 3s Pro AR glasses, covering specifications, features, and choosing advice for optimal user experience.