

## VASAGLE URGB603G01

# VASAGLE URGB603G01 Twin Size Hydraulic Lift-Up Storage Bed Frame Instruction Manual

Model: URGB603G01 | Brand: VASAGLE

### IMPORTANT SAFETY INFORMATION


Do not exceed the maximum weight capacity of 550 lb for the bed frame and 110 lb for the hydraulic lift. Ensure all parts and screws are securely fastened before use. Handle the upholstery gently to avoid damage.

### PRODUCT OVERVIEW

The VASAGLE URGB603G01 is a modern twin-size bed frame featuring a hydraulic lift mechanism for convenient under-bed storage. It includes an upholstered headboard and is designed for easy assembly without the need for a box spring.

#### Key Features:

- **Huge Underbed Storage Space:** Raised 12.5" off the floor, the under-bed storage area is spacious enough to hold extra bedding or larger items like a 26" suitcase, helping keep your bedroom organized.
- **Comfortable Upholstered Headboard:** High-density foam wrapped in breathable, linen-like upholstery allows this lift-up storage bed frame to deliver optimal support and cushioning for bedtime reading or binge-watching.
- **Safe, Reliable Hydraulic Lift:** This bed frame with storage features premium hydraulic lift that can raise up to 110 lb weight with ease, giving you easy access to the under-bed storage. The built-in damper ensures a smooth, safe descent.
- **Robust and Noise-Free:** Built with a powder-coated steel frame and wooden slats, this twin-size bed frame supports up to 550 lb. EVA pads between the frame and slats eliminate creaks for a restful sleep.
- **Easy to Assemble:** Thanks to the snap-on slats and easy-to-follow instructions, you can have this twin bed frame with headboard ready for use in no time.



*Image: This visual demonstrates the increased storage height and overall under-bed storage capacity of the VASAGLE bed frame compared to standard designs.*

## PACKAGE CONTENTS

Please verify that all components listed below are present before beginning assembly. If any parts are missing or damaged, please contact customer support.

- 1 x Twin Bed Frame
- 1 x Assembly Kit (includes all necessary screws and tools)
- 1 x Instructions Manual (this document)

## ASSEMBLY INSTRUCTIONS

Follow these steps carefully to assemble your VASAGLE Hydraulic Lift-Up Storage Bed Frame. It is recommended to have two people for assembly.

### General Assembly Tips:

Your browser does not support the video tag.

*Video: Watch This BEFORE You Assemble Your Bed Frame! This video provides a comprehensive overview of the assembly process and important tips to ensure a smooth setup.*

### Step 1: Headboard Assembly

Assemble the headboard components as shown in the diagram. Secure all screws firmly.



**32.3M+**

Global Reviews



**23.3M+**

5-Star Reviews



**4.41**

out of 5 Stars  
Rating in UK

*Image: Detailed view of the headboard assembly, showing how to attach the upholstered panels to the frame.*



**70+**

Countries & Regions



**20M+**

Happy Families



**1070+**

Global Patents

*Image: Close-up of the removable, washable backrest on the headboard, demonstrating the hook-and-loop fasteners for easy cleaning.*

## Step 2: Bed Frame Assembly

Connect the main bed frame sections. Ensure all connections are tight and stable.

# 74

## Design Awards



*Image: Illustration of the bed frame's robust steel structure, highlighting key connection points for stability.*

### Step 3: Hydraulic Lift Assembly

Attach the hydraulic lift mechanism to the bed frame. Test the lift after completing this step to ensure smooth operation.

Your browser does not support the video tag.

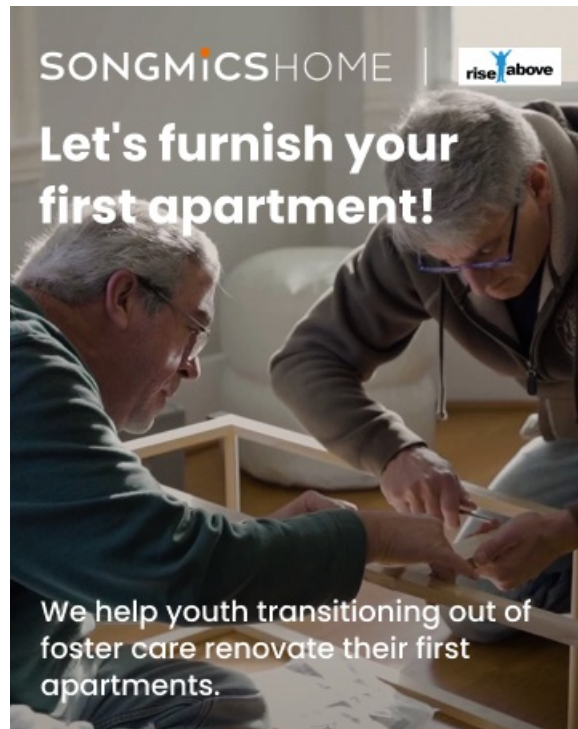
*Video: Hydraulic Lift Assembly. This video demonstrates the correct procedure for installing the hydraulic lift mechanism onto the bed frame.*



*Image: Close-up of the hydraulic lift mechanism, showing its components and how it connects to the bed frame for safe and reliable operation.*

### Step 4: Slats Assembly

Install the wooden slats into the bed frame. The snap-on design makes this step quick and easy.



*Image: Diagram illustrating the installation of the wooden slats into the bed frame, emphasizing the snap-on feature.*

## OPERATING INSTRUCTIONS

### Using the Hydraulic Lift:

1. To access storage, gently lift the mattress platform from the foot end of the bed. The hydraulic mechanism will assist in raising it smoothly.
2. To close, push the mattress platform down firmly until it locks into place. Ensure no items are obstructing the closing mechanism.
3. The hydraulic lift is designed to support up to 110 lb (50 kg) of weight when lifting. Do not exceed this capacity.

Your browser does not support the video tag.

*Video: Storage and Comfort, Combined! This video demonstrates the ease of using the hydraulic lift to access the under-bed storage and highlights the comfort features of the bed.*

## MAINTENANCE

- **Cleaning:** Wipe the bed frame with a dry cloth. For the upholstered headboard, spot clean with a mild fabric cleaner if necessary.
- **Hydraulic Mechanism:** Periodically check the hydraulic pistons for any signs of wear or damage. Ensure they operate smoothly. Do not apply oil or lubricants unless specified by the manufacturer.

- **Fasteners:** Regularly check all screws and bolts to ensure they remain tight. Re-tighten if loose to maintain stability and safety.
- **Headboard Creases:** To smooth out creases from the headboard, use a steamer iron or pat gently and wait 48 hours for them to naturally relax.



Image: Visual guide on how to smooth out creases from the upholstered headboard using a steamer iron or by gentle patting and waiting.

### TROUBLESHOOTING

- **Bed Frame Squeaks:** Ensure all screws and bolts are securely tightened. The EVA pads between the frame and slats are designed to prevent squeaks; verify they are correctly positioned.
- **Hydraulic Lift Not Operating Smoothly:** Check for any obstructions in the mechanism. Ensure the mattress weight is within the 110 lb (50 kg) lifting capacity. If the frame is misaligned, return to the previous assembly step to adjust the screws.
- **Parts Missing or Damaged:** If you find any parts missing or damaged during assembly, please contact VASAGLE customer support immediately for assistance.

### SPECIFICATIONS

Feature	Detail
Model Number	URMB603G01
Size	Twin
Product Dimensions	78.8"L x 40.7"W x 43.3"H
Weight Capacity (Bed Frame)	550 lb
Lifting Capacity (Hydraulic)	110 lb

Material	Steel, Plywood, Particleboard, 24D High-Density Foam, Linen-Like Fabric
Color	Dove Gray
Special Features	No Box Spring Needed, Safe, Reliable Hydraulic Lift, Space Saving, Squeak Resistant
Assembly Required	Yes
Product Care	Wipe with Dry Cloth

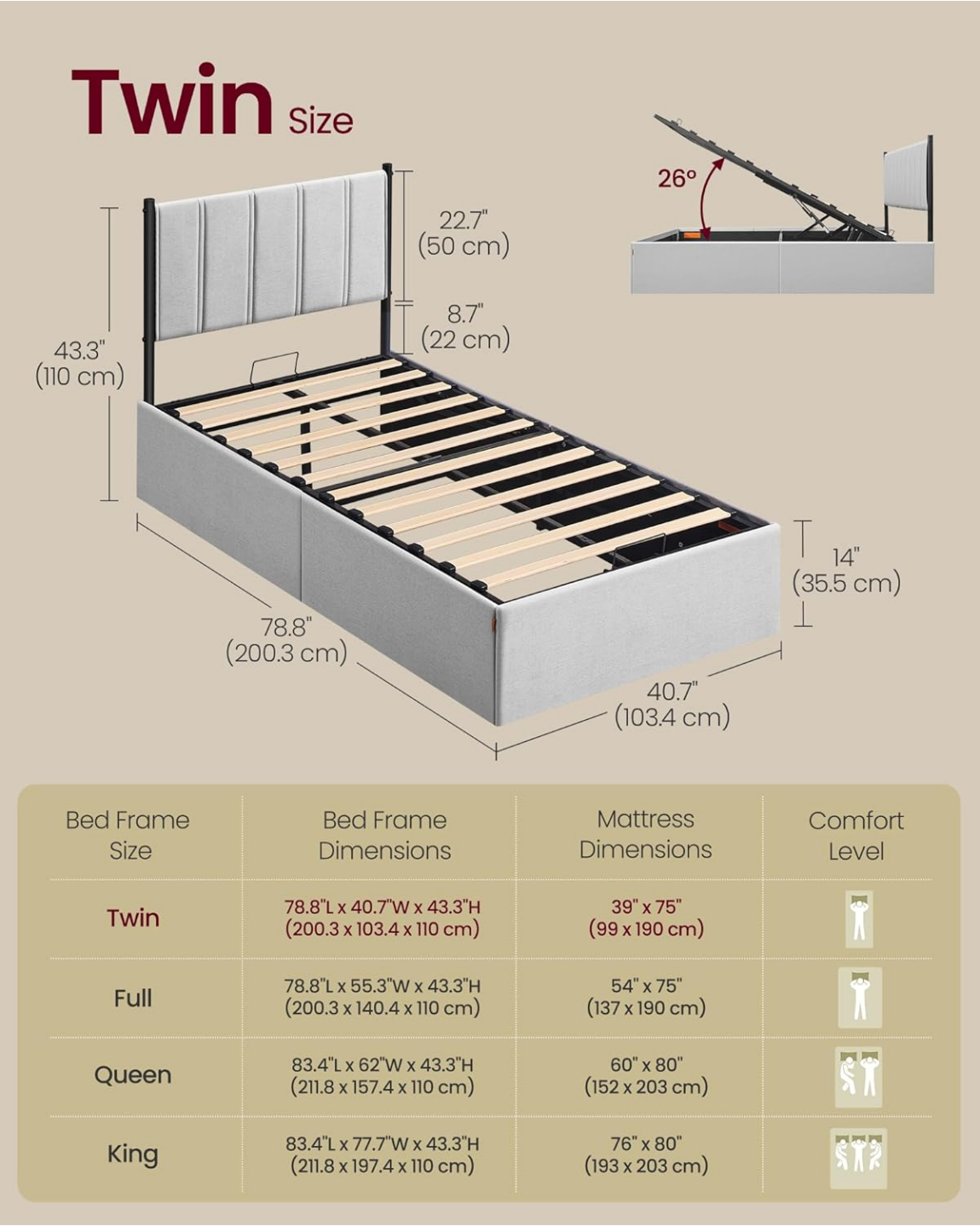


Image: Detailed dimensions for the Twin size bed frame, including bed frame dimensions, mattress dimensions, and comfort level indicators for various sizes.

## WARRANTY AND SUPPORT

For warranty information, product support, or to order replacement parts, please refer to the contact details provided in your original purchase documentation or visit the official VASAGLE website. Keep your purchase receipt for warranty claims.

**Customer Support:** For any questions or concerns, please reach out to our customer service team. We are committed to providing assistance and ensuring your satisfaction.