

Sweetcrispy 9011BK-H2sun

Sweetcrispy Big and Tall Office Desk Chair

Model: 9011BK-H2sun

INTRODUCTION

This manual provides essential information for the assembly, operation, and maintenance of your Sweetcrispy Big and Tall Office Desk Chair. Please read these instructions carefully before use to ensure proper function and longevity of your product.

SAFETY INFORMATION

Important Safety Warning:

This chair has a maximum weight limit of 500 pounds. Do not exceed this limit to ensure the safety and stability of the chair.

PRODUCT FEATURES

- **Extra Large and Comfortable Heavyweight Chair:** Features a wider and thicker seat cushion, suitable for taller individuals, with a weight capacity of up to 500 pounds. The seat cushion measures 22"D x 26.77"W and is 4.33" thick for enhanced comfort.
- **Adjustable Lumbar Support:** Designed with adjustable lumbar support to control the lumbar vertebrae's forward and backward position, effectively relieving pressure on the lower back.
- **Comfortable and Breathable Materials:** The chair surface utilizes high-quality mesh fabric for breathability. The thickened sponge seat offers high resilience and softness. A waterfall front seat edge design helps eliminate pressure on the calves and promotes blood circulation.
- **Multifunctional Adjustable:** Equipped with flexible 4D metal armrests for comfortable arm and shoulder support. The height-adjustable chair swivels 360°. A tilt tension knob underneath the seat allows adjustment of the backrest's tension for an optimal resting angle.

- **High Quality Crafting:** Every accessory, including the lifting and lowering air bar (3-stage cylinder, SGS and BIFIMA certified) and the metal base, is constructed from high-quality metal material, ensuring reliability and sturdiness with a maximum load capacity of 500lbs.

SPECIFICATIONS

Feature	Detail
Brand	Sweetcrispy
Model Name	Sweetcrispy Big and Tall Office Desk Chair
Item Model Number	9011BK-H2sun
Color	Light Black
Product Dimensions	22"D x 26.77"W x 42.32"H
Maximum Weight Recommendation	500 Pounds
Item Weight	42.5 pounds
Material	Sponge (Fill Material), Mesh Fabric (Surface)
Special Features	Adjustable Height, Adjustable Lumbar, 4D Arm Rests, Ergonomic, Rolling
Assembly Required	Yes

SETUP AND ASSEMBLY

Your Sweetcrispy office chair requires assembly. Please follow the steps below for proper setup. It is recommended to have assistance due to the chair's weight and size.

1. **Attach Casters to Base:** Insert the five caster wheels into the openings at the end of each leg of the chair's metal base. Ensure they are securely seated.



Figure 1: Securely attach the caster wheels to the chair base.

2. **Install Gas Lift Cylinder:** Place the gas lift cylinder into the center hole of the assembled base.



Figure 2: The sturdy metal base supports up to 500 lbs.

3. **Attach Seat to Mechanism:** Secure the seat cushion to the control mechanism using the provided screws.
4. **Connect Backrest:** Attach the backrest to the seat assembly using the designated hardware.
5. **Install Armrests:** Secure the 4D adjustable armrests to the sides of the seat.
6. **Place Assembled Seat onto Gas Lift:** Carefully place the assembled seat and backrest onto the gas lift cylinder, ensuring it is centered and stable.

For detailed visual instructions, please refer to the assembly guide included in your product packaging.

OPERATING INSTRUCTIONS

Your Sweetcrispy office chair offers multiple adjustments to customize your seating experience for optimal comfort and ergonomic support.

1. Height Adjustment

To adjust the chair's height, locate the lever on the right side beneath the seat. While seated, pull the lever up to lower the chair. To raise the chair, stand up and pull the lever up. Release the lever at your desired height.




Figure 3: Use the lever for height adjustment and the knob for tilt tension.

2. Lumbar Support Adjustment

The chair features adjustable lumbar support. This allows you to move the lumbar area forward or backward to provide tailored support for your lower back, reducing pressure and promoting a healthy posture.

Adjustable Lumbar Support

Comfortable supportive posture is good for health !




Figure 4: Adjustable lumbar support for comfortable spinal alignment.

3. 4D Armrest Adjustment

The armrests are 4-dimensional, allowing for extensive customization:

- **Up & Down:** Adjust the height of the armrests.
- **Left & Right:** Slide the armrest pads horizontally.
- **Forward & Backward:** Move the armrest pads closer or further from your body.
- **15° Rotation:** Pivot the armrest pads inward or outward.

These adjustments help provide optimal support for your arms and shoulders, reducing strain during prolonged use.

4D Adjustable Armrests

The armrest can be adjusted up/down, forward/backward, left/ right and 15° rotation to set it to the angle you feel comfortable with.

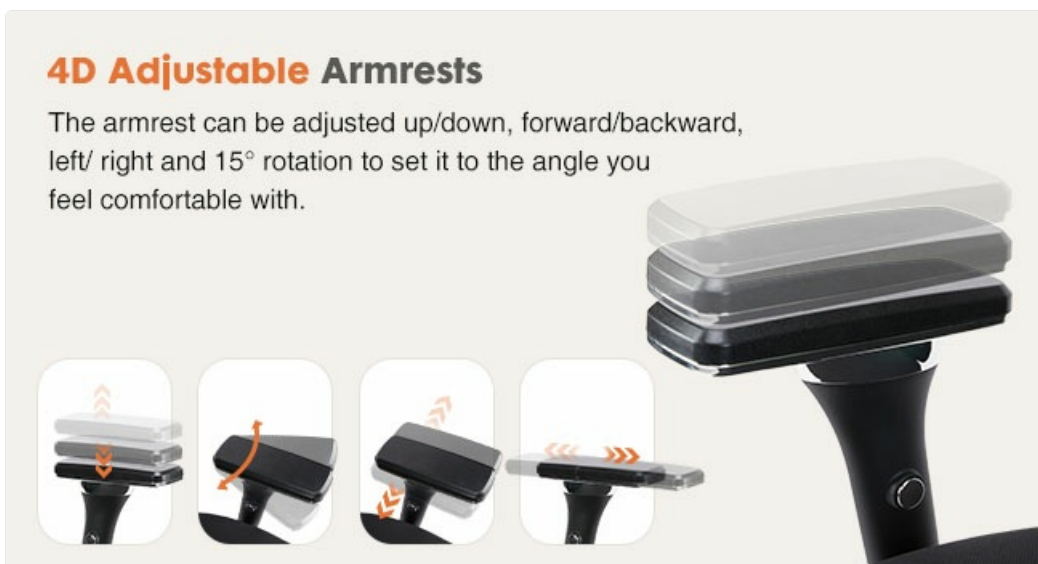


Figure 5: The 4D armrests offer comprehensive adjustability.

4. Tilt and Rocking Tension

The chair features a tilt function and adjustable rocking tension. Use the knob located beneath the seat to increase or decrease the resistance when reclining. This allows you to find your preferred rocking motion and resting angle (between 90° and 107°).

BREATHABLE MESH HEAVY DUTY OFFICE CHAIR



Figure 6: The chair offers a tilt range of 90° to 107° and adjustable rocking pressure.

5. Swivel Function

The chair is designed to swivel 360 degrees, providing ease of movement and access to different areas of your workspace without needing to reposition the entire chair.



Figure 7: The chair's 360-degree swivel allows for flexible movement.

MAINTENANCE

To maintain the appearance and functionality of your Sweetcrispy office chair, follow these simple care instructions:

- **Cleaning:** Wipe clean with a damp cloth. Avoid harsh chemicals or abrasive cleaners, as these may damage the mesh fabric or other materials.
- **Regular Inspection:** Periodically check all screws and bolts to ensure they are tight. Re-tighten if necessary to maintain stability and safety.
- **Caster Care:** Keep the caster wheels free of debris (hair, dust, etc.) to ensure smooth rolling.

TROUBLESHOOTING

This section addresses common issues you might encounter with your office chair. If you experience problems not listed here, please contact customer support.

- **Chair Squeaks:** Check all bolts and screws and tighten them. A small amount of silicone lubricant can be applied to moving parts if the squeaking persists.
- **Chair Does Not Adjust Height:** Ensure the height adjustment lever is fully engaged. If the gas lift cylinder is faulty, it may need replacement.
- **Wobbly Armrests:** Check the screws securing the armrests to the seat and tighten them.

WARRANTY AND SUPPORT

Specific warranty details for the Sweetcrispy Big and Tall Office Desk Chair are typically provided with your purchase documentation. Please refer to those materials for information regarding warranty coverage, duration, and how to make a claim.

For customer support, including assistance with assembly, parts replacement, or further troubleshooting, please contact Sweetcrispy customer service through the retailer where you purchased the product or visit the official Sweetcrispy website.

Note: No official seller videos were available for embedding in this manual.