

[manuals.plus](#) /

› [TABWEE](#) /

› [Tabwee T90 Android 16 Tablet User Manual](#)

TABWEE T90

Tabwee T90 Android 16 Tablet User Manual

Model: T90 | Brand: TABWEE

1. INTRODUCTION

This manual provides detailed instructions for the setup, operation, maintenance, and troubleshooting of your Tabwee T90 Android 16 Tablet. Please read this manual thoroughly before using your device to ensure proper functionality and to maximize your user experience.



Image: The Tabwee T90 tablet shown with its full suite of accessories, including a detachable keyboard, wireless mouse, stylus, protective case, charging adapter, and USB cable. This illustrates the complete package contents.

2. PACKAGE CONTENTS

Verify that all items are present in the package:

- Tabwee T90 Tablet
- Bluetooth Keyboard
- Wireless Mouse
- Stylus Pen
- Protective Case
- Screen Protector Film
- Power Adapter (Type-C)
- USB Data Cable (Type-C)



Image: A visual representation of the Tabwee T90 tablet's dimensions and all components included in the retail package, such as the tablet, keyboard, mouse, stylus, and various cables and covers.

3. INITIAL SETUP

3.1 Charging the Tablet

Before first use, fully charge the tablet using the provided Type-C power adapter and USB cable. The charging port is located on the side of the tablet.



Image: The Tabwee T90 tablet being charged via its Type-C port, highlighting its 8000mAh battery and estimated usage times for various activities like web browsing, video playback, gaming, and music.

3.2 Powering On/Off

- **To Power On:** Press and hold the Power button until the screen lights up.
- **To Power Off:** Press and hold the Power button, then select "Power Off" from the options.

3.3 Initial Configuration

Follow the on-screen prompts to complete the initial setup, including:

- Language selection
- Wi-Fi network connection
- Google account sign-in
- Date and time settings
- Security settings (PIN, pattern, password, or face recognition)

Image: A collage of screenshots demonstrating key Android 16 features such as real-time notifications, robust security measures, access to the Google Play Store for app downloads, and options for regional language optimization.

3.4 Connecting Accessories

The Tabwee T90 comes with a Bluetooth keyboard and mouse. To connect them:

1. Enable Bluetooth on your tablet via Settings > Connected devices > Bluetooth.
2. Put the keyboard/mouse into pairing mode (refer to their individual manuals if needed).
3. Select the accessory from the list of available devices on your tablet to pair.

The stylus pen does not require pairing.

4. OPERATING YOUR TABLET

4.1 Android 16 Interface

The Tabwee T90 runs on Android 16, offering an intuitive and enhanced user experience with improved security and performance. Features include real-time notifications, efficient multitasking, and smart operational capabilities.

世界初のAndroid 16発売！

最新のAndroid 16 OSは、プライバシー保護が強化され、操作性もさらに快適に。アプリごとの権限管理や、AIによるパーソナライズ機能が充実し、あなたの使い方に合わせて最適化されます。日常使いからビジネスまで、よりスマートな体験を実現します。

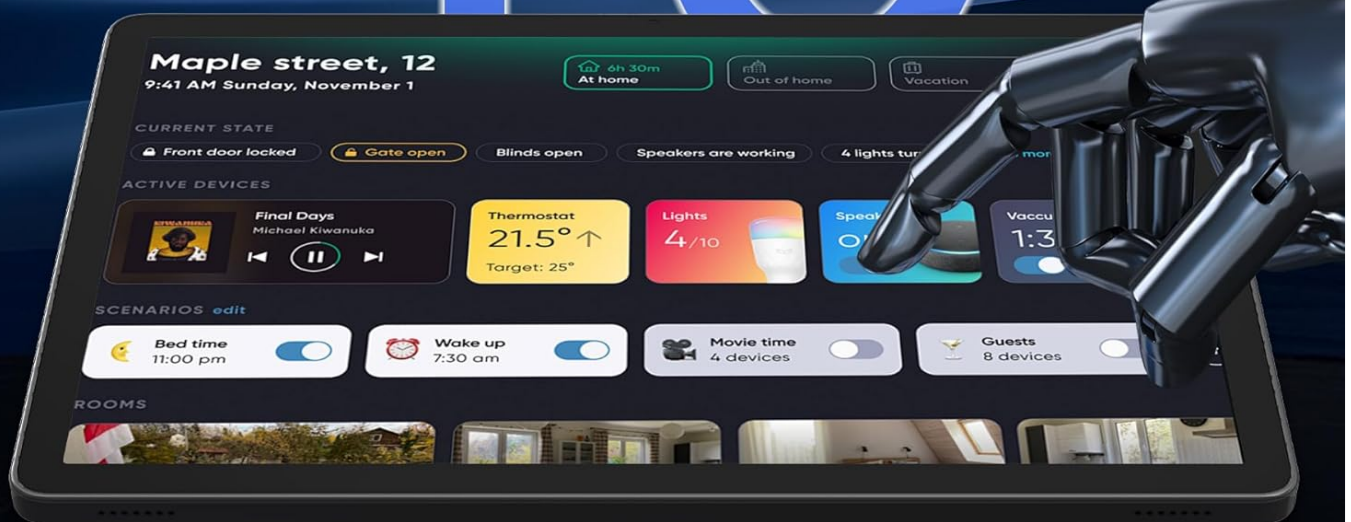


Image: A visual representation of the Android 16 operating system logo and its modern interface displayed on the Tabwee T90 tablet, emphasizing its new features and design.

4.2 Display and Media Playback

The 11-inch FHD IPS display (1920x1200 resolution) provides clear and vibrant visuals. With Widevine L1 support, you can stream high-definition content (1080p and above) from services like Netflix and Amazon Prime Video.

11インチのFHD大画面で映像を楽しむ



11インチ
画面サイズ



1200*1920
解像度



84.9%
画面占有率



350ニット
輝度



Widevine L1 対応

NETFLIX

YouTube

HBO

prime video

Image: The Tabwee T90 tablet showcasing a high-definition video of a baseball game, demonstrating its 11-inch FHD display and compatibility with streaming platforms like Netflix, YouTube, HBO, and Prime Video via Widevine L1.

4.3 Camera and Imaging

The tablet features a 5MP front camera for video calls and selfies, and a 13MP rear camera for capturing photos. Android 16's AI image processing enhances photo quality, and HEVC video encoding ensures stable editing and improved video quality. Google Lens integration allows for smart recognition, scanning, translation, and search functions.

13MP + 5MP 高画質デュアルカメラ搭載

明るくて片手で楽に持てるディスプレイと広角カメラを搭載しているので、美しい写真を撮りたい人へのプレゼントにぴったりです。

20% より良い写真 



スマートGoogle レンズ



顔認証



バックカメラ
(1300万画素)



フロントカメラ
(500万画素)



Image: A detailed view of the Tabwee T90 tablet's camera system, indicating a 13MP rear camera and a 5MP front camera. An example photo of Tokyo Tower is displayed on the screen, illustrating image capture capabilities.

4.4 Face Recognition

Utilize the face recognition feature for quick and secure unlocking of your tablet. Set it up in Settings > Security & privacy > Face unlock.

4.5 Gemini AI Integration

The tablet integrates with Gemini AI, optimizing performance across various scenarios. This AI assists with content recommendations, image processing, and semantic understanding, enhancing daily operations.

Gemini AIで始まる、快適でスマートな毎日

Googleの最新AI「Gemini」が、メールの返信、スケジュール管理、旅行プランの提案まで、あらゆる作業をサポート。まるで秘書のように、あなたの生活を効率化し、創造力を引き出します。



Image: A conceptual image depicting Gemini AI as a robotic figure interacting with multiple tablet screens, symbolizing its ability to support various tasks like email composition, schedule management, and information retrieval, enhancing user productivity.

4.6 Custom Keyboard Shortcuts

After connecting a Bluetooth keyboard, you can set custom shortcut keys to launch frequently used applications with a single press. Navigate to Settings > System > Keyboard > Keyboard shortcuts to configure.

5. MAINTENANCE

5.1 Cleaning

- Use a soft, lint-free cloth to clean the screen and body of the tablet.
- Avoid using harsh chemicals or abrasive materials.
- For stubborn smudges, slightly dampen the cloth with water or a screen cleaner designed for electronics.

5.2 Battery Care

- Avoid exposing the tablet to extreme temperatures.
- Do not allow the battery to fully discharge frequently.
- Use only the provided charger or a certified compatible charger.

5.3 Software Updates

Regularly check for and install system updates to ensure optimal performance and security. Go to Settings > System > System update.

6. TROUBLESHOOTING

6.1 Tablet Not Turning On

- Ensure the tablet is sufficiently charged. Connect it to the charger for at least 30 minutes.
- Press and hold the Power button for 10-15 seconds to perform a forced restart.

6.2 Wi-Fi Connection Issues

- Restart your Wi-Fi router and the tablet.
- Forget the network in tablet settings and reconnect.
- Ensure you are within range of the Wi-Fi signal.

6.3 Accessories Not Connecting

- Ensure Bluetooth is enabled on the tablet.
- Check that the accessory is in pairing mode and has sufficient battery.
- Try restarting both the tablet and the accessory.

6.4 Slow Performance

- Close unnecessary background applications.
- Clear cache for frequently used apps (Settings > Apps > [App Name] > Storage & cache > Clear cache).
- Ensure sufficient storage space is available.
- Restart the tablet periodically.

7. SPECIFICATIONS

Feature	Detail
Brand	TABWEE
Model Name	T90
Operating System	Android 16
CPU	Unisoc T615 Octa-core (2x Cortex-A75 @ 2.0GHz, 6x Cortex-A55 @ 1.8GHz)
GPU	Mali-G57

Feature	Detail
RAM	8GB (expandable to 24GB with virtual RAM)
Internal Storage	128GB
Expandable Storage	Up to 2TB via microSD card (not included)
Screen Size	11 inches
Display Type	IPS FHD
Resolution	1920 x 1200 pixels
Front Camera	5MP
Rear Camera	13MP
Battery Capacity	8000mAh
Charging Port	Type-C
Connectivity	Wi-Fi (2.4G/5G, 802.11ac), Bluetooth 5.0
Weight	1.37 kg (approx. 3.02 lbs)
Dimensions	29.1 x 20 x 5.7 cm (packaging)
Certifications	PSE, GITEKI, GMS



Image: A detailed diagram illustrating the Unisoc T615 Octa-core CPU, highlighting its architecture with Cortex-A75 and Cortex-A55 cores, Mali-G52 MP1 GPU, and 12nm low power consumption, indicating its high performance.



Image: The Tabwee T90 tablet's screen showing multiple applications, emphasizing its 128GB internal storage and support for up to 2TB external storage, with examples of how many photos, songs, and videos can be stored.

8. WARRANTY AND SUPPORT

The Tabwee T90 Tablet comes with a **2-year warranty**. This warranty covers manufacturing defects and ensures product quality.

8.1 Contacting Support


If you encounter any issues or have questions, please contact customer support through your Amazon account:

1. Go to your Amazon account > Order History > Select the relevant order.
2. Click on the seller's name (TABWEE Official Store).
3. Use the "Ask a question" option to send an email.

Support is available from 9:00 AM to 6:00 PM (excluding holidays). Inquiries will be responded to as quickly as possible.

2年間安心品質保証

日本語対応



お問い合わせ方法：

1. Amazonアカウント→注文履歴→該当注文→出品者にお連絡。




2. 商品ページに「カートに入れる」ボタンの下に店舗名をクリックし。右上の「質問する」からメールで当店に連絡が可能です。

3. 受付時間：午前9時～午後6時
休日を除き、できるだけ早く返信いたします。

Image: An illustration representing customer support, featuring a person wearing a headset and working on a laptop, symbolizing assistance for product inquiries and warranty claims.



Related Documents - T90

<div><div>Tablet PC</div><div>Compact & Easy to Carry</div><div></div></div>	<div><div>T90 Tablet PC User Manual</div><div>User manual for the T90 Tablet PC, covering setup, safety, maintenance, and regulatory information.</div></div>
<div><div></div></div>	<div><div>T90 Smartwatch: User Manual and Features</div><div>Comprehensive guide to the T90 smartwatch, covering setup, features like heart rate and blood oxygen monitoring, app connection with FitCloudPro, and troubleshooting.</div></div>
<div><div><div><div>Produktdatenblatt</div><div></div></div></div></div>	<div><div>TABWEE T90 Tablet Product Data Sheet - Technical Specifications & Energy Labeling</div><div>Detailed product data sheet for the TABWEE T90 tablet, including technical specifications, energy efficiency class, battery life, reparability index, and compliance with EU Regulation 2023/1669.</div></div>

lang:et score:26 filesize: 84.08 K page_count: 2 document date: 2025-07-01

CTA TESTING


Address: Fuhai Street, Bao'an District, Shenzhen, China

Applicant's name:

Test Item	Test Result
Conducted Emissions	
Radiated Emissions	
Output Power	
Power Spectral Density	
Bandwidth	
Out-of-band Emissions	

[FCC Test Report for Shenzhen Baijin Technology Co., Ltd. Tablet PC \(Model T90\)](#)

This document is a Federal Communications Commission (FCC) Part 15 Subpart C test report for the Shenzhen Baijin Technology Co., Ltd. Tablet PC, model T90. It details the compliance testing performed for radio frequency emissions, including conducted emissions, radiated emissions, output power, power spectral density, bandwidth, and out-of-band emissions, confirming adherence to FCC regulations. lang:en score:18 filesize: 5.4 M page_count: 32 document date: 2025-02-28



[T90 Tablet PC User Manual](#)

User manual for the T90 Tablet PC, covering setup, safety, maintenance, and regulatory information.

lang:en score:17 filesize: 905.23 K page_count: 10 document date: 2025-02-26

CTA
Shenzhen, Bao'an District, Shenzhen, China

Applicant's name
Fuhai Street, Bao'an District, Shenzhen, China

0F5K, 11402F5K, 80F5K

[Shenzhen Baijin Technology Co., Ltd. T90 Tablet PC FCC Part 15 Subpart C Test Report](#)

This document details the FCC Part 15 Subpart C test report for the Shenzhen Baijin Technology Co., Ltd. T90 Tablet PC. It includes test results for conducted emissions, radiated emissions, maximum peak output power, 20dB bandwidth, frequency separation, number of hopping frequencies, time of occupancy, and out-of-band emissions.

lang:en score:17 filesize: 5.07 M page_count: 35 document date: 2025-02-28

CTA

Applicant's name

[FCC Part 15 Subpart C Test Report for Shenzhen Baijin Technology Co., Ltd. Tablet PC \(Model T90\)](#)

This document details the FCC Part 15 Subpart C compliance testing for the Shenzhen Baijin Technology Co., Ltd. Tablet PC, model T90. It includes results for AC power conducted emissions, radiated emissions, maximum peak conducted output power, power spectral density, 6dB bandwidth, and out-of-band emissions.

lang:en score:17 filesize: 5.24 M page_count: 28 document date: 2025-03-05

CTA
Bao'an

Applicant's name

[TABWEE Tablet PC \(Model T90\) FCC Compliance Test Report](#)

This report from Shenzhen CTA Testing Technology Co., Ltd. details the FCC compliance testing for the TABWEE Tablet PC, model T90, manufactured by Shenzhen Baijin Technology Co., Ltd., according to FCC Part 15 Subpart E standards.

lang:en score:16 filesize: 5.11 M page_count: 29 document date: 2025-02-28

