

Manuals+

[Q & A](#) | [Deep Search](#) | [Upload](#)

manuals.plus /

- › [ALLDOCUBE](#) /
- › [ALLDOCUBE iPlay 70 mini Ultra 8.8 inch Tablet User Manual](#)

ALLDOCUBE U880

ALLDOCUBE iPlay 70 mini Ultra User Manual

Model: U880

1. PRODUCT OVERVIEW

The ALLDOCUBE iPlay 70 mini Ultra is an 8.8-inch tablet designed for high performance and immersive experiences. It features a powerful Snapdragon 7+ Gen3 processor, a high-resolution 2560x1600 IPS display with a 144Hz refresh rate, and dual DTS speakers for rich audio. With ample storage and a long-lasting battery, this tablet is suitable for a variety of tasks, from gaming and media consumption to productivity.



Figure 1: ALLDOCUBE iPlay 70 mini Ultra Tablet

Key features include:

- **Snapdragon 7+ Gen3 Processor:** Delivers exceptional performance for demanding applications and games.
- **2.5K IPS Display with 144Hz Refresh Rate:** Provides sharp visuals and smooth scrolling.
- **20GB RAM + 256GB Storage:** Ensures smooth multitasking and ample space for files, expandable up to 1TB.
- **7300mAh Battery with PD 20W Fast Charging:** Offers extended usage and quick power-ups.
- **Dual DTS Speakers:** Enhances audio experience for movies and music.

- **WiFi 6 and Bluetooth 5.4:** For high-speed wireless connectivity.
- **Android 14 with ALLDOCUBE OS 3.0 L:** Provides a user-friendly interface with smart features.

2. SETUP GUIDE

2.1 What's in the Box

Upon unboxing your ALLDOCUBE iPlay 70 mini Ultra, please verify that all components are present:

- ALLDOCUBE iPlay 70 mini Ultra Tablet
- 20W PD Fast Charger
- USB Type-C Cable
- SIM Card Skimmer (for TF card slot access)
- Instruction Manual

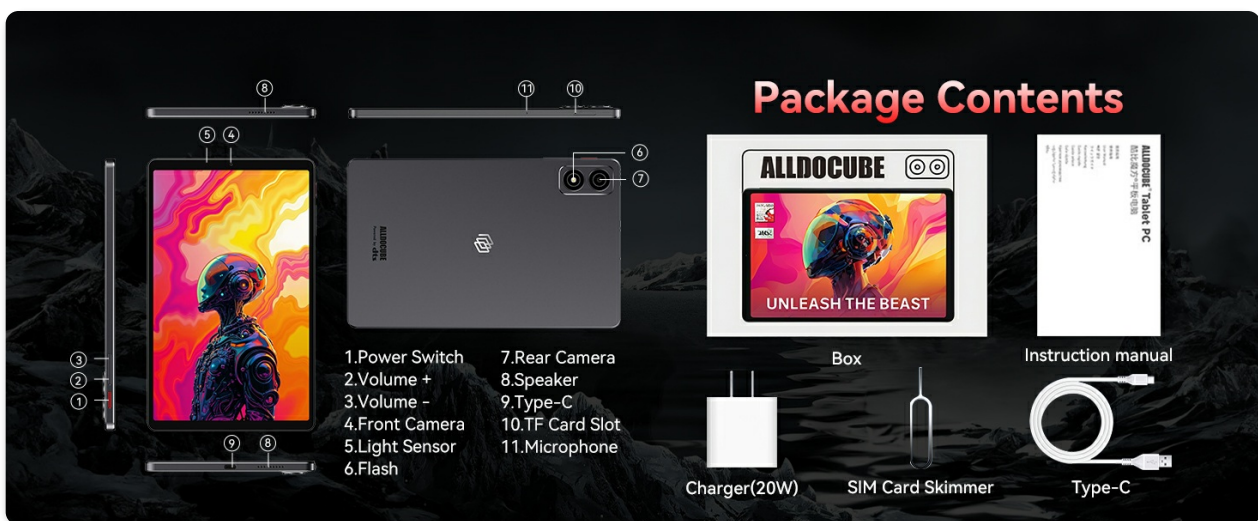


Figure 2: Package Contents

2.2 Initial Charging

Before first use, it is recommended to fully charge the tablet. Connect the provided USB Type-C cable to the tablet's Type-C port and the 20W PD fast charger to a power outlet. The tablet supports PD 20W fast charging, allowing it to reach 50% charge in approximately 30 minutes.

2.3 Power On/Off

- **To Power On:** Press and hold the Power button (located on the side) until the ALLDOCUBE logo appears on the screen.
- **To Power Off:** Press and hold the Power button until the power options menu appears. Select 'Power off'.
- **To Restart:** Press and hold the Power button until the power options menu appears. Select 'Restart'.

2.4 Initial Setup

Upon first power-on, the tablet will guide you through an initial setup wizard. This includes selecting your language, connecting to a Wi-Fi network, setting up your Google account, and configuring basic device settings.

3. OPERATING YOUR TABLET

3.1 Display and Audio

The iPlay 70 mini Ultra features an 8.8-inch IPS LCD with a 2560x1600 resolution and 144Hz refresh rate. This provides a clear, vibrant, and smooth visual experience. The display has 500 nits brightness for good visibility even outdoors. Dual DTS speakers deliver immersive 3D audio. The tablet supports Widevine L1 DRM for 1080P streaming on compatible platforms.




Figure 3: High-Performance Display




Figure 4: DTS Audio System

3.2 Performance and Storage

Powered by the Snapdragon 7+ Gen3 processor and Adreno 732 GPU, the tablet offers robust performance. It includes 20GB of RAM (8GB virtual) and 256GB of UFS 3.1 storage, which can be expanded up to 1TB using a TF card. This configuration ensures fast app loading, smooth multitasking, and efficient file transfers.

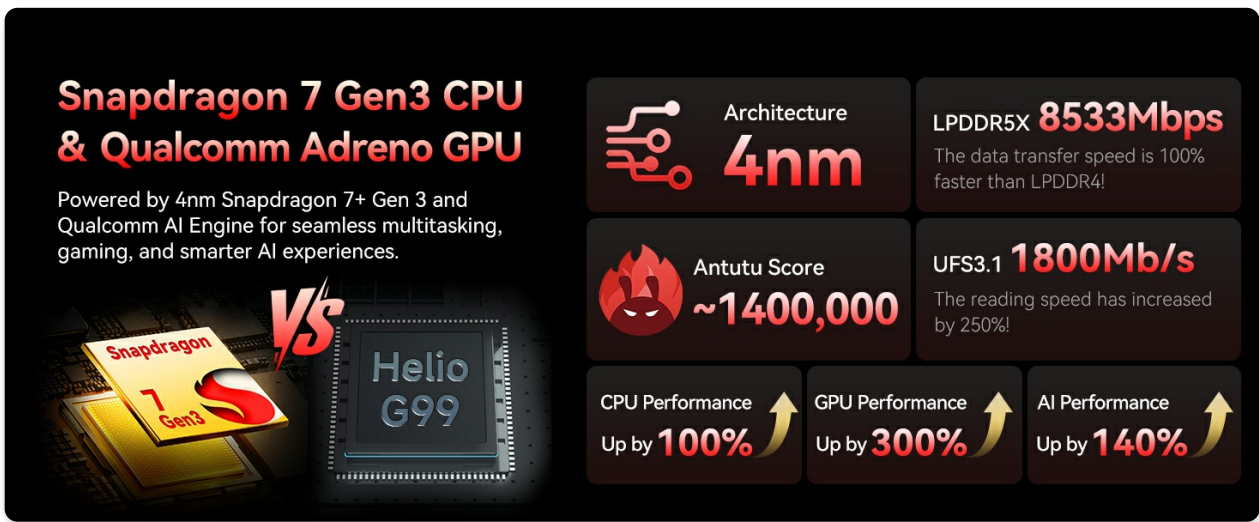


Figure 5: Processor and GPU Details

3.3 Connectivity

- **Wi-Fi 6:** Provides high-speed and stable wireless internet connections, reducing buffering during streaming and gaming.
- **Bluetooth 5.4:** Ensures low-latency connections with wireless accessories like earphones.
- **USB 3.1 Gen1 Type-C:** Supports data transfer, charging, and audio output. It also enables OTG reverse charging to power other devices.



Figure 6: Wi-Fi 6 Connectivity

3.4 Camera Features

The tablet is equipped with a 5MP front camera and a 13MP rear HD camera, suitable for video calls and capturing photos.



Figure 7: Camera System

3.5 Android 14 and ALLDOCUBE OS 3.0 L

The tablet runs on Android 14 with ALLDOCUBE OS 3.0 L, offering a range of smart features for enhanced usability:

- **Efficient Multitasking:** Supports split-screen functionality for running multiple apps simultaneously.
- **Google Lens Integration:** Use the camera to recognize objects and text for instant information.
- **Voice Assistant:** Control tasks hands-free.
- **Auto-brightness Adjustment:** Optimizes screen brightness based on ambient light.
- **Gaming Enhancements:** Features like 6-Axis Gyro Sensor, High Vibration Motor, Gravity Sensor, and Light Sensor provide an improved gaming experience.

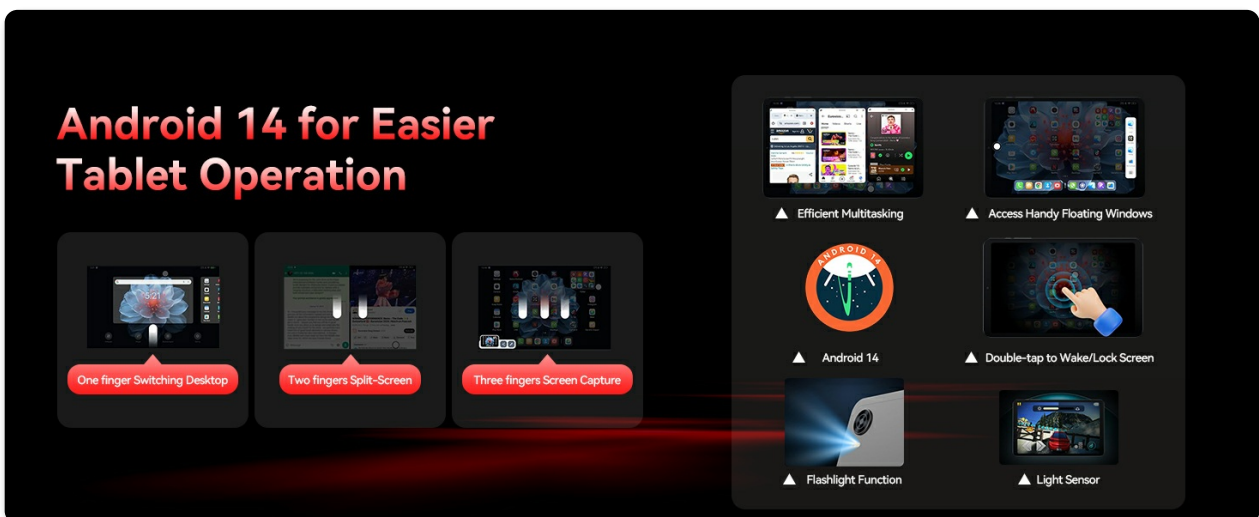


Figure 8: Android 14 Features

3.6 Official Product Video

Video 1: Overview of the ALLDOCUBE iPlay 70 mini Ultra tablet, highlighting its key features and performance capabilities.

4. MAINTENANCE AND CARE

Proper maintenance ensures the longevity and optimal performance of your tablet.

- **Cleaning:** Use a soft, lint-free cloth to clean the screen and body. Avoid abrasive materials or harsh

chemicals.

- **Battery Care:** To maximize battery life, avoid extreme temperatures. While the tablet supports fast charging, it is advisable to avoid constantly draining the battery to 0% or keeping it at 100% for extended periods.
- **Software Updates:** Regularly check for and install system updates to ensure your tablet has the latest features, security patches, and performance improvements.
- **Storage Management:** Periodically clear unnecessary files and apps to free up storage space and maintain optimal performance.

5. TROUBLESHOOTING

This section addresses common issues you might encounter with your ALLDOCUBE iPlay 70 mini Ultra tablet.

5.1 Common Issues and Solutions

- **Tablet Not Turning On:** Ensure the tablet is charged. Connect it to the charger for at least 30 minutes before attempting to power it on again. If it still doesn't turn on, try holding the power button for 10-15 seconds for a forced restart.
- **Slow Performance:** Close unused applications running in the background. Clear app caches regularly. Ensure sufficient free storage space. Consider performing a factory reset if performance issues persist after backing up your data.
- **Wi-Fi Connectivity Issues:** Restart your Wi-Fi router and the tablet. Forget the network on the tablet and reconnect. Ensure you are within range of the Wi-Fi signal.
- **Apps Crashing/Freezing:** Ensure apps are updated to their latest versions. Clear the cache and data for the problematic app (Settings > Apps > [App Name] > Storage). If the issue persists, reinstall the app.
- **Charging Problems:** Ensure the charging cable and adapter are securely connected. Try a different compatible USB Type-C cable and 20W PD charger if available. Inspect the charging port for any debris.

5.2 Important Notes

- This Wi-Fi tablet **does not support 4G LTE, GPS, facial recognition, or fingerprint recognition**
- The headphone jack is **Type-C, not 3.5mm**. You will need a Type-C to 3.5mm adapter for traditional headphones or use Type-C headphones.
- The tablet comes with a basic protective film. Remove it gently if you plan to install a different screen protector.

6. SPECIFICATIONS

Feature	Specification
Brand	ALLDOCUBE
Model Name	iPlay 70 mini Ultra
Item Model Number	U880
Operating System	Android 14
Screen Size	8.8 Inches

Feature	Specification
Screen Resolution	2560 x 1600 pixels (2.5K)
Refresh Rate	144Hz
Processor Brand	Snapdragon7+Gen3
Graphics Coprocessor	Adreno 732
Memory Storage Capacity	20 GB (RAM)
Flash Memory Size	256 GB (Internal Storage)
Expandable Storage	Up to 1TB (TF Card)
Battery Capacity	7300mAh
Charging	PD 20W Fast Charging
Front Camera	5MP
Rear Camera	13MP
Connectivity	WiFi 6, Bluetooth 5.4, USB 3.1 Gen1 Type-C
Item Weight	11.8 ounces (335g)
Product Dimensions	8.8 x 5 x 0.3 inches (7.9mm thin)

7. WARRANTY AND SUPPORT

ALLDOCUBE is committed to providing quality products and excellent customer service. For tablets purchased from the ALLDOCUBE Official Flagship Store, customers benefit from a 12-month free repair warranty and lifetime technical support.



Figure 9: Warranty and Support Information

7.1 Frequently Asked Questions (FAQ)

- **Are you specialized in tablets and laptops?**

With our expertise in these areas, you can confidently purchase our products knowing that we prioritize quality and aim to satisfy and earn the trust of our customers.

- **What is the RMA policy for this tablet?**

We offer one-year warranty. You can expect a response from us within 24 hours, ensuring that any

issues or inquiries are addressed in a timely manner.

- **If my products have issues, what should I do?**

Please leave us a message and we will use our expertise to solve the problem for you, or provide a return or exchange service!

For further assistance, please contact ALLDOCUBE customer support through their official channels.