

HUANUO HNBEF20B-S

HUANUO Single Bed Frame HNBEF20B-S Instruction Manual

Model: HNBEF20B-S

1. INTRODUCTION

Thank you for purchasing the HUANUO Single Bed Frame. This manual provides essential information for the safe and correct assembly, operation, and maintenance of your new bed frame. Please read these instructions carefully before assembly and retain them for future reference.




Image 1.1: Overview of the HUANUO Single Bed Frame.

2. SAFETY INFORMATION

- Always follow the assembly instructions carefully.
- Ensure all bolts and screws are securely tightened before use. Periodically check and re-tighten as necessary.
- Do not exceed the maximum load capacity of 300 kg.
- Keep small parts and packaging materials away from children to prevent choking hazards.
- Avoid jumping on the bed frame.
- If moving the bed frame, lift it rather than dragging to prevent damage to the frame or floor.

3. PRODUCT OVERVIEW

The HUANUO Single Bed Frame is designed for stability, comfort, and practicality. Key features include:

- **High Load Capacity & Stable Design:** Constructed from high-strength steel with a powder-coated finish and MDF wood grain boards. Features 15 steel slats and 6 support legs with longitudinal reinforcement bars, supporting up to 300 kg.
- **Silent & Anti-Slip Design:** U-shaped frame structure with central connection plates and fixing hardware ensures stability. Anti-slip caps on the legs protect floors and reduce noise. Lock-type slat structure prevents lateral movement, and an embedded mattress design prevents mattress shifting.
- **Integrated Headboard & Ample Storage:** A wood-grain headboard (approx. 12cm deep) provides convenient space for small items like phones, glasses, and alarm clocks. The 30cm under-bed clearance offers significant storage for clothing cases, bedding boxes, and allows for easy cleaning with vacuum cleaners or robotic vacuums.
- **Excellent Breathability & Moisture/Mold Resistance:** The steel pipe structure promotes airflow, preventing moisture buildup, mold, and dust mites, especially beneficial during humid seasons. The powder-coated steel is rust and moisture-resistant for long-term durability.

サイズ

300KG



Image 3.1: Product dimensions and 300kg load capacity.



U字型安定構造



途切れない安全構造



滑り止めマット

Image 3.2: Detailed view of the 300kg load capacity, U-shaped stable structure, secure connection, and anti-slip features.



Image 3.3: Illustration of the embedded mattress design for slip prevention.

4. SETUP

Assembly of the HUANUO bed frame is designed to be straightforward. All parts are numbered, and the necessary tools are included. The process typically takes 30-40 minutes.

4.1. Preparation

- Unpack all components and verify against the parts list in the included manual.
- Clear a spacious area for assembly. It is recommended to assemble the bed frame in its final desired location due to its weight once assembled.
- While assembly is possible for one person, having two people is recommended for easier handling and stability during the process.

4.2. Assembly Steps

The assembly is primarily divided into three main steps:



Image 4.1: Visual guide for the three-step assembly process.

1. **Frame Construction:** Connect the main frame components using the provided bolts and tools. Ensure all connections are aligned.
2. **Headboard and Footboard Attachment:** Secure the headboard and footboard to the main frame.
3. **Slat Installation:** Place and secure the steel slats into the designated slots on the frame.

Important: When tightening bolts, initially hand-tighten all connections. Once all parts are in place and aligned, proceed to fully tighten all bolts, starting from the bottom up, to ensure a stable and squeak-free structure.

5. OPERATING

5.1. Mattress Placement

Place your single-sized mattress directly onto the installed slats. The bed frame features an embedded design that helps prevent the mattress from slipping or shifting during use, ensuring a stable sleeping surface.

5.2. Headboard Functionality

The integrated wood-grain headboard serves as a convenient shelf. Use it to place small personal items such as your smartphone, glasses, alarm clock, or a book, keeping them within easy reach.

手の届く場所に日用品を収納

落下防止バッフル構造



Image 5.1: Headboard storage for daily necessities, featuring an anti-drop baffle structure.

5.3. Under-Bed Storage

Utilize the generous 30cm clearance beneath the bed frame for storage. This space is ideal for storing seasonal clothing, extra bedding, or other items in storage boxes, helping to maximize space in smaller rooms.



広々としたベッド下収納

空間の価値をぐっと高める 

Image 5.2: Ample under-bed storage with 30cm height for various items.

6. MAINTENANCE

- **Cleaning:** Wipe the steel frame and MDF panels with a soft, damp cloth. Avoid abrasive cleaners or harsh chemicals that could damage the finish.
- **Ventilation:** The bed frame's design promotes air circulation. Ensure adequate room ventilation to further enhance mattress longevity and prevent moisture buildup.
- **Fastener Check:** Periodically inspect all bolts and connections to ensure they remain tight. Re-tighten any loose fasteners to maintain stability and prevent squeaking.
- **Floor Protection:** The bed legs are equipped with anti-slip caps. To further protect delicate flooring, consider placing additional felt pads or floor protectors under each leg.

通気性が高い



耐湿



防カビ



長く使える



Image 6.1: High breathability design for a clean sleeping environment, resisting moisture and mold.

7. TROUBLESHOOTING

- **Squeaking or Shaking:** If the bed frame makes noise or feels unstable, re-check all assembly points. Ensure all bolts are fully tightened. The U-shaped frame and lock-type slat structure are designed to minimize noise and movement.



Image 7.1: Stable built-in structure designed to suppress shaking and squeaking for comfortable sleep.

- **Mattress Fit Issues:** If your mattress feels too snug or does not fit perfectly, verify its dimensions against the bed frame's internal dimensions (97cm width x 195cm length). Some mattress covers or thicker mattresses might reduce available space.
- **Floor Scratches:** Although the bed legs have protective caps, if you notice floor marks, consider adding additional, softer floor protectors under each leg, especially on delicate surfaces.

8. SPECIFICATIONS

Attribute	Detail
Brand	HUANUO
Model Number	HNBEF20B-S
Product Dimensions (L x W x H)	199 cm x 97 cm x 69 cm
Material	Steel, MDF Wood Grain Board

Color	Black
Size	Single
Maximum Load Capacity	300 kg
Under-Bed Storage Height	30 cm
Headboard Depth	Approx. 12 cm
Item Weight	18 kg
Package Weight	18.4 kg
Style	Simple, Industrial

9. WARRANTY AND SUPPORT

HUANUO is committed to product quality and user satisfaction. This product comes with **5-year manufacturer's warranty** from the date of purchase.


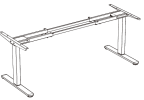
In case of defective parts, initial product defects, or any questions regarding assembly or use, please contact HUANUO customer support. Have your model number (HNBEF20B-S) and purchase information ready for faster service.





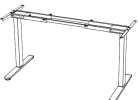
For support, please refer to the contact information provided on the product packaging or the official HUANUO website.



© 2025 HUANUO. All rights reserved.

Related Documents - HNBEF20B-S

<div><p>INSTRUCTION MANUAL BEDIENUNGSANLEITUNG MANUEL D'INSTRUCTIONS MANUAL DE INSTRUCCIONES MANUALE DI ISTRUZIONI BEDIENUNGSANLEITUNG</p><p>HUANUO</p><p>Model: HNLD19</p><p>• Laptop Table • Laptop-Tisch • Table pour ordinateur portable • Mesa para portátil • Mesa para laptop • 3 x 7 x 7.5 x 7.5 x 7.5</p><p>1-800-1-800-1-800-1-800 1-800-1-800-1-800-1-800 support@huanuo.com huanuo@huanuo.com (LPR) huanuo.com</p><p>© 2025 HUANUO. All rights reserved.</p></div>	<p>HUANUO HNLD19 Laptop Table Instruction Manual</p> <p>Instruction manual for the HUANUO HNLD19 Laptop Table, detailing setup, usage, cleaning, and safety information. Features height and angle adjustment for comfortable use.</p>
<div><p>HUANUO Electric Standing Desk Frame Elektrischer Stehischgestell Instruction Manual Bedienungsanleitung</p><p>HUANUO</p><p>English Deutsch</p><p>© 2025 HUANUO. All rights reserved.</p></div>	<p>HUANUO HNESD123 Electric Standing Desk Frame - Instruction Manual and Specifications</p> <p>Comprehensive instruction manual and specifications for the HUANUO HNESD123 Electric Standing Desk Frame. Includes assembly guide, safety information, controller usage, and troubleshooting.</p>

<div><div>INSTRUCTION MANUAL</div><div>HUANUO</div><div>ENGLISH: HNTT/HNTTK2-B ESPANOL: HNTT/HNTTK2-B FRANCAIS: HNTT/HNTTK2-B ITALIANO: HNTT/HNTTK2-B DEUTSCH: HNTT/HNTTK2-B JAPANESE: HNTT/HNTTK2-B KOREAN: HNTT/HNTTK2-B RUSSIAN: HNTT/HNTTK2-B CHINESE: HNTT/HNTTK2-B</div><div></div><div><div>■ TV Tray</div><div>■ Adjustable Height</div><div>■ Adjustable Tilt</div><div>■ Foldable per Tabletop</div><div>■ Foldable per Tablebase</div><div>■ 14.5" x 17"</div></div><div><div>1-800-558-0833</div><div>support@huanuo.com</div><div>www.huanuo.com</div></div></div>	<p>HUANUO HNTT/HNTTK2-B Adjustable TV Tray Table Instruction Manual</p> <p>Comprehensive instruction manual for the HUANUO HNTT and HNTTK2-B adjustable TV tray tables. Learn how to assemble, adjust height and tilt, and fold for storage. Features detailed steps and safety warnings.</p>
<div><div>Specifications</div><div></div><div><div>Recommended Desktop Size</div><div><div>Length: 43.7"-54.3" (112-138cm)</div><div><div>Width: 23.6"-25.6" (60-65cm)</div><div><div>Thickness: 1.6"-1.8" (41-46mm)</div></div></div></div><div><div>Tools Needed (Not Included)</div><div></div></div></div></div>	<p>HUANUO Electric Standing Desk Frame Installation and User Manual</p> <p>Comprehensive guide for assembling and operating the HUANUO electric standing desk frame. Includes specifications, parts list, step-by-step assembly instructions, and controller usage details.</p>
<div><div>INSTRUCTION MANUAL</div><div>HUANUO</div><div>ENGLISH: HNTT/HNTTK2-B ESPANOL: HNTT/HNTTK2-B FRANCAIS: HNTT/HNTTK2-B ITALIANO: HNTT/HNTTK2-B DEUTSCH: HNTT/HNTTK2-B JAPANESE: HNTT/HNTTK2-B KOREAN: HNTT/HNTTK2-B RUSSIAN: HNTT/HNTTK2-B CHINESE: HNTT/HNTTK2-B</div><div></div><div><div>■ TV Tray</div><div>■ Adjustable Height</div><div>■ Adjustable Tilt</div><div>■ Foldable per Tabletop</div><div>■ Foldable per Tablebase</div><div>■ 14.5" x 17"</div></div><div><div>1-800-558-0833</div><div>support@huanuo.com</div><div>www.huanuo.com</div></div></div>	<p>HUANUO Adjustable TV Tray Table - Assembly and Usage Guide</p> <p>Instruction manual for the HUANUO Adjustable TV Tray Table (Models HNTTG, HNTT-B, HNTT-W, HNTT-A, HNTTK2-B). Covers assembly, parts identification, tilt angle adjustment, height adjustment, and folding for storage. Features multilingual support.</p>
<div><div>HUANUO</div><div>Electric Standing Desk Frame</div><div>Instruction Manual</div><div></div><div><div>1-800-558-0833</div><div>support@huanuo.com</div><div>www.huanuo.com</div></div></div>	<p>HUANUO Electric Standing Desk Frame Instruction Manual</p> <p>This manual provides instructions for assembling and using the HUANUO Electric Standing Desk Frame, models HNESD52B and HNESD52W. It includes specifications, parts lists, assembly steps, controller usage, and troubleshooting.</p>