

WLIVE with Glass Top and Dresser Combo

WLIVE Wood Makeup Vanity Desk with Mirror and Lights

MODEL: WITH GLASS TOP AND DRESSER COMBO (NATURAL OAK)

Introduction

This manual provides detailed instructions for the assembly, operation, maintenance, and troubleshooting of your WLIVE Wood Makeup Vanity Desk with Mirror and Lights. Please read all instructions carefully before assembly and use to ensure safe and proper functionality.

Key Features:

- Large Adjustable LED Mirror with customizable lighting.
- Ample storage with 5 smooth-glide drawers, adjustable shelving, and a clear glass top.
- Built-in charging station with 2 AC outlets and 2 USB ports.
- Elegant modern design crafted from FSC-certified wood.

Setup and Assembly

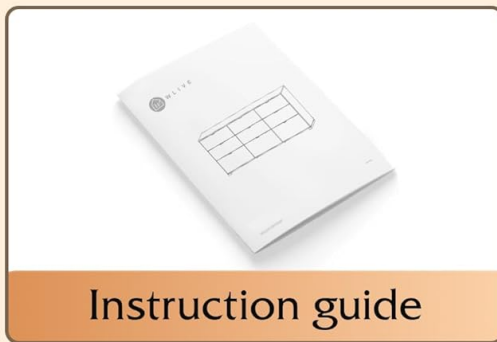
Assembly of the WLIVE Wood Makeup Vanity Desk is required. It is recommended that two people assist with the assembly process. The product may arrive in multiple packages that could be delivered at different times.

WARM REMINDER



🕒 May arrive at different times
packages:

- 1) xxx Vanity Desk / QX-1
- 2) xxx Vanity Desk / QX-2



Instruction guide



All necessary tools

Image: The product typically includes a detailed instruction guide and all necessary tools for assembly.

Refer to the included instruction guide for step-by-step assembly details and diagrams. Ensure all parts are present before beginning assembly.

Safety Precautions during Assembly:

- Assembly may require two people for ease and safety.
- To prevent tip-over, secure the vanity to the wall using the provided hardware.
- Keep the area around the vanity clear of heavy objects.
- Avoid placing heavy items in the top drawers to maintain stability.

Operating Instructions


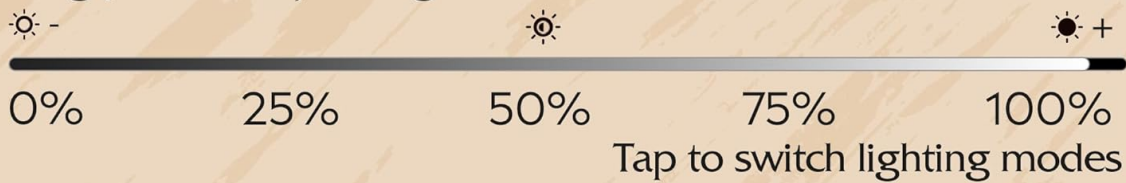
LED Mirror Operation:

The vanity mirror features integrated LED lighting with adjustable brightness and three color modes.

36" Thickened Hd Mirror WITH Light



Long press to adjust brightness



Cold Light



Natural Light



Warm Light

Image: The 36-inch LED mirror offers adjustable brightness and three distinct lighting modes.

- **Adjust Brightness:** Long press the touch sensor on the mirror to adjust the brightness from 0% to 100%.
- **Switch Lighting Modes:** Tap the touch sensor to cycle through the three lighting modes: Cold Light, Natural Light, and Warm Light.

Storage and Drawers:

The vanity desk is designed with various storage options to organize your cosmetics and accessories.



Image: Overview of the vanity desk highlighting its various storage compartments.

- **Glass Top Drawers:** The two large drawers under the glass top feature removable dividers for customizable organization. The clear glass top allows for easy visibility of contents.
- **Side Drawers:** Three additional side drawers provide extra storage space.
- **Open Cabinet with Shelves:** The integrated open cabinet offers shelves for displaying and easily accessing frequently used items.
- **Stool Storage:** The accompanying stool includes a large capacity storage compartment.



See & Style with Ease

The sleek glass top offers a clear view inside your drawers, so your favorite jewelry, makeup, and accessories are always visible and ready to complete your look.

Image: The sleek glass top provides a clear view of items stored in the drawers below.

Built-in Charging Station:

The vanity desk includes a convenient charging station to power your electronic devices.



Convenient Power Outlet

Charging station included.
Your phone, tablet,
and tools always ready.

Hair Dryer Holder

Go from makeup to hairstyling
seamlessly. Everything you need
right there, making it effortless.



Anti-Tip Device

Safety-first design with anti-
-tip protection for total peace
of mind.

Image: The convenient power outlet with 2 AC and 2 USB ports.

- The charging station is equipped with 2 AC outlets and 2 USB ports.
- Use these ports to power hair tools, charge phones, tablets, and other beauty devices.
- Ensure devices are compatible with the 120V/12A AC outlets and 5V/12A USB ports.

Product Overview Video:



Video: An official WLIVE video showcasing the Fluted Vanity Desk with Mirror and Lights, demonstrating its features and design.

Maintenance

Cleaning:

- **Wood Surfaces:** Wipe wood surfaces with a soft, damp cloth. Avoid abrasive cleaners or harsh chemicals that may damage the finish. Dry immediately with a clean cloth.
- **Glass Surfaces:** Use a glass cleaner and a soft, lint-free cloth to clean the mirror and glass top. Spray cleaner onto the cloth, not directly onto the glass, to prevent liquid from seeping into edges.
- **LED Mirror:** Gently wipe the mirror surface with a soft, dry cloth. Do not spray liquids directly onto

the mirror or electrical components.

General Care:

- Regularly check and tighten all screws and fasteners to ensure stability.
- Avoid exposing the vanity to direct sunlight or extreme temperature changes, which can cause warping or fading.
- Do not place hot items directly on the wood or glass surfaces without protection.

Troubleshooting

If you encounter any issues with your WLIVE Wood Makeup Vanity Desk, please refer to the following common solutions:

Problem	Possible Cause	Solution
Assembly takes longer than expected.	Numerous parts; complex instructions.	Ensure all parts are sorted and identified before starting. Follow instructions carefully. Consider having a second person assist.
Mirror light is not bright enough.	Brightness setting is low; personal preference.	Long press the touch sensor on the mirror to increase brightness. Ensure the room lighting is adequate for your needs.
Drawers do not open fully.	Design limitation for glass-top drawers.	The glass-top drawers are designed to open partially to allow access to the front compartments. For full access to the rear, the drawer may need to be removed.
Damaged or mislabeled parts.	Manufacturing defect or shipping damage.	Do not proceed with assembly if parts are damaged or mislabeled. Contact WLIVE customer service immediately for replacement parts.
Vanity feels unstable.	Loose fasteners; not secured to wall.	Ensure all screws are tightened. Use the provided anti-tip device to secure the vanity to the wall. Avoid placing excessive weight on one side.

If the issue persists or is not listed above, please contact WLIVE customer support for further assistance.

Specifications

DIMENSIONS

Overall: 48"W x 15.6"D x 53.5"H

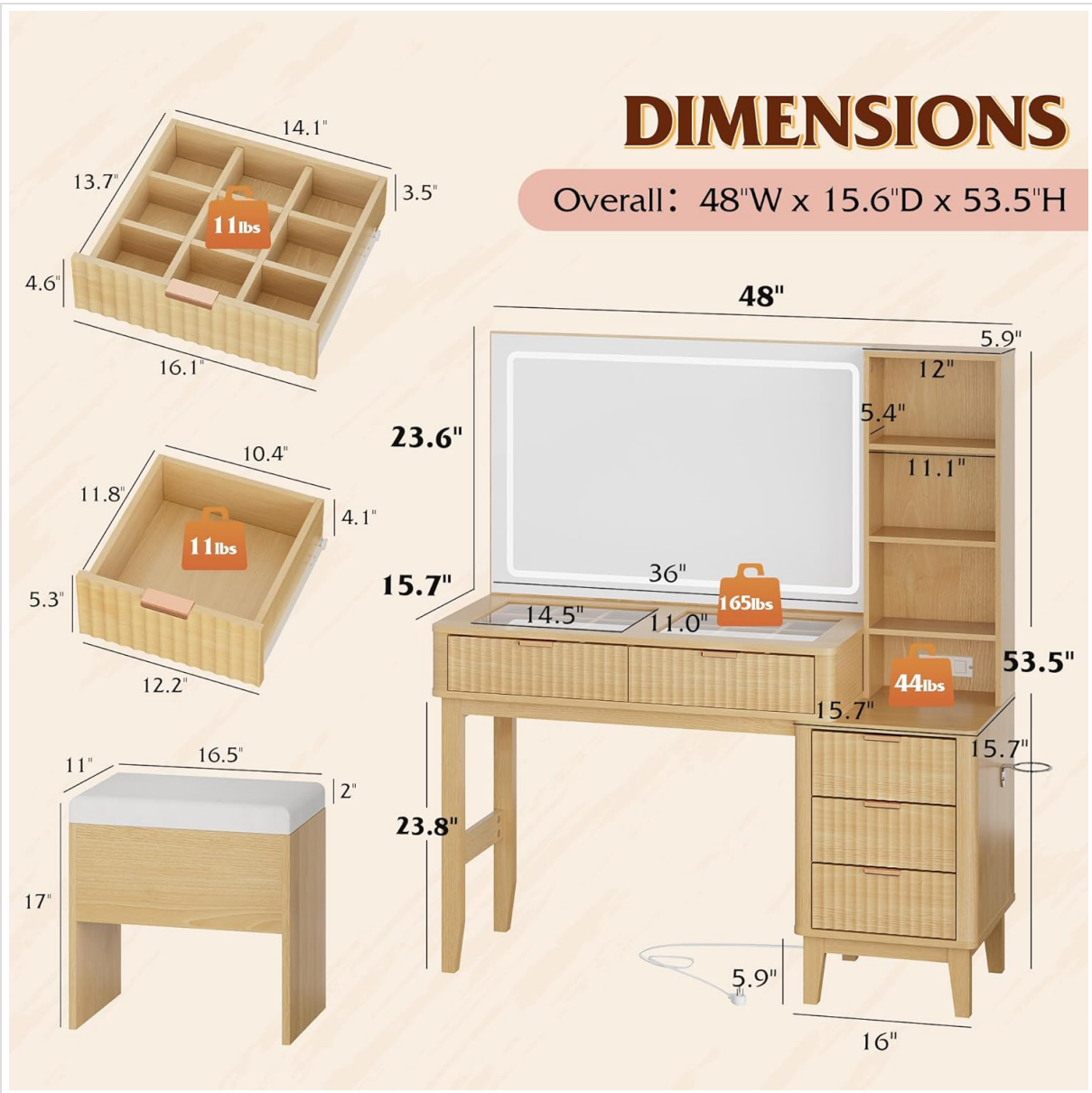


Image: Detailed dimensions of the WLIVE Wood Makeup Vanity Desk.

Feature	Detail
Brand	WLIVE
Model	with Glass Top and Dresser Combo
Color	Natural Oak
Overall Dimensions	48.03 x 15.79 x 53.62 inches (W x D x H)
Material Type	Engineered Wood, Oak Wood
Style	Contemporary
Assembly Required	Yes
Power Outlets	2 AC outlets (120V/12A)
USB Ports	2 USB ports (5V/12A)
Mirror Type	LED Mirror with Adjustable Brightness and 3 Color Modes

Warranty Information

WLIVE products are designed for quality and durability. This product is eligible for a 30-day return policy from the date of purchase. For specific warranty details beyond the return period, please refer to the documentation included with your product or contact WLIVE customer support.

Customer Support

For any questions, concerns, or assistance with your WLIVE Wood Makeup Vanity Desk, please contact our responsive customer service team. You can typically find contact information on the WLIVE official website or through your purchase platform.

Please have your product model and purchase date available when contacting support to expedite the process.