

VNMN S19

VNMN S19 Open Ear Earbuds User Manual

Model: S19

INTRODUCTION

Thank you for choosing the VNMN S19 Open Ear Earbuds. These wireless earphones are designed to provide a comfortable listening experience while allowing you to remain aware of your surroundings. Featuring Bluetooth 5.4 connectivity, IPX7 waterproofing, and a lightweight, flexible clip-on design, the S19 earbuds are suitable for various activities, from daily commutes to intense workouts.

Key features include:

- **Deep Immersion Audio:** Experience rich bass and clear sound for an immersive audio experience.
- **Comfort Open-Ear Design:** Pressure-free ear canal design for natural sound staging and all-day comfort.
- **Stereo Sound & Clear Call:** 16.3mm drivers for natural vocal range and crystal-clear calls, even in noisy environments.
- **Long Lasting Battery Life:** Up to 36 hours of total playtime with the charging case, with a quick 60-minute full charge.
- **Reliable IPX7 Waterproof:** Designed to withstand sweat, rain, and splashes, making them ideal for sports and outdoor activities.

SETUP

1. What's in the Box

Before you begin, please ensure all components are present:

- 2 x Open Ear Earbuds (S19)
- 1 x User Manual
- 1 x USB-C Charging Cable
- 1 x Portable Charging Case

OPEN-EAR CLIP-ON WEARING, IN LINE WITH ERGONOMIC DESIGN, SNUGLY FITS THE CONTOUR OF THE EAR

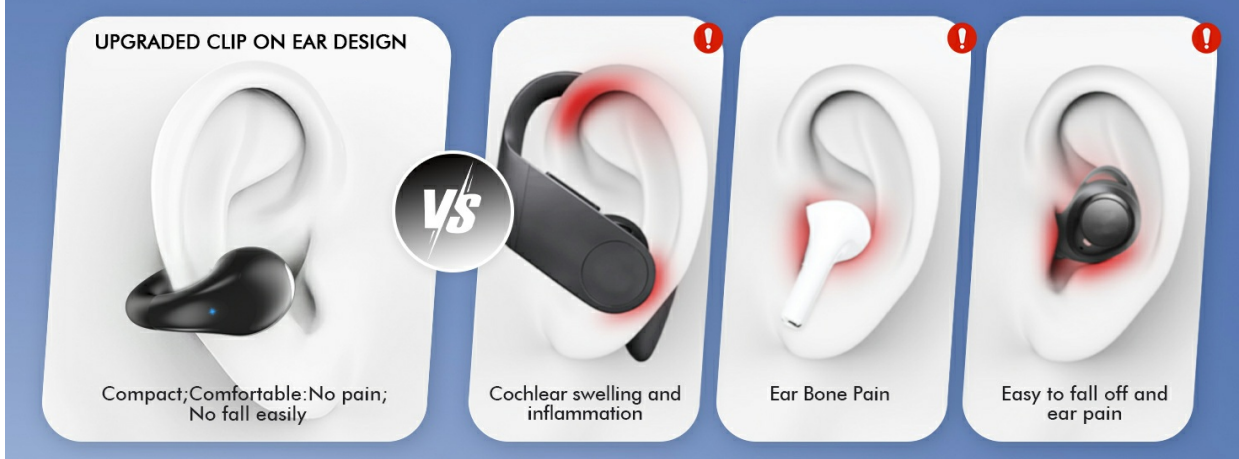


Image: All items included in the product packaging.

2. Charging the Earbuds and Case

For optimal performance, fully charge your earbuds and charging case before first use.

1. Connect the provided USB-C charging cable to the charging port on the case.
2. Plug the other end of the cable into a compatible USB power adapter (not included).
3. The LED display on the charging case will show the battery percentage. A full charge takes approximately 1 hour.
4. Place the earbuds into the charging case. The case will automatically charge the earbuds.



Image: Earbuds and charging case illustrating battery life and quick charge feature.

3. Pairing with Your Device

The S19 earbuds utilize Bluetooth 5.4 for a stable and efficient connection.

1. Open the charging case. The earbuds will automatically enter pairing mode.
2. On your device (smartphone, tablet, etc.), go to Bluetooth settings and enable Bluetooth.
3. Look for "S19" in the list of available devices and select it to connect.
4. Once connected, you will hear an audio prompt, and the earbuds will be ready for use.

IMMERSIVE STEREO SOUND

VNMN bone conducting earbuds provide crystal-clear highs, deep rich bass-experience true audio fidelity dual audio technology delivers studio-grade sound for every note exclusive high-low frequency tuning for immersive listening




Image: Visual representation of the Bluetooth 5.4 AI chipset.

4. Wearing the Earbuds

The S19 earbuds feature a flexible clip-on design for a secure and comfortable fit.

1. Gently open the ear clip.
2. Position the earbud over your ear, ensuring the speaker is aligned with your ear canal.
3. Adjust the flexible clip to comfortably secure the earbud to your outer ear.
4. The open-ear design allows you to hear ambient sounds, enhancing safety during outdoor activities.

ENC 8.0 NOISE CANCELLATION TECHNOLOGY

VNMN wireless earphones are equipped with an ENC microphone and ENC 8.0 noise cancellation technology can provide crystal clear sound while you're playing video games.



Image: Illustration of the adjustable clip-on design for a comfortable fit.

VNMN OPEN CLIP ON EAR EARBUDS (S19)

Designed for Running and Gym



Image: Ergonomic design comparison for comfort.

OPERATING INSTRUCTIONS

1. Basic Controls (Touch Control)

The S19 earbuds feature intuitive touch controls on each earbud.

- **Play/Pause:** Tap either earbud once.
- **Answer/Hang Up Call:** Tap either earbud once.
- **Next Song:** Tap either earbud twice.
- **Previous Song:** Tap either earbud three times.




Image: Touch control gestures for music and calls.

2. Power On/Off

- **Power On:** Open the charging case, or press and hold the touch area on both earbuds for 3 seconds.
- **Power Off:** Place the earbuds back into the charging case and close the lid, or press and hold the touch area on both earbuds for 5 seconds.

3. Call Functions

The S19 earbuds provide clear call quality with noise reduction features.

- **Answer/End Call:** Tap either earbud once.
- **Reject Call:** Press and hold either earbud for 2 seconds.

MAINTENANCE

1. IPX7 Waterproofing

The S19 earbuds are IPX7 waterproof, meaning they can withstand immersion in water up to 1 meter for 30 minutes. This makes them suitable for:

- Protection against sweat during workouts.
- Use in rainy conditions.
- Protection against accidental splashes.

Note: The charging case is NOT waterproof. Do not expose the charging case to water or moisture.

ULTRA LONG BATTERY LIFE

 **6 H**
Single Charge

 **36 H**
With Charging Case



Image: IPX7 Waterproof feature for active use.

2. Cleaning and Storage

- Wipe the earbuds with a soft, dry cloth after each use, especially after workouts.
- Ensure the charging contacts on both the earbuds and the case are clean and dry before charging.
- Store the earbuds in their charging case when not in use to protect them and keep them charged.
- Avoid exposing the earbuds to extreme temperatures or direct sunlight for prolonged periods.

TROUBLESHOOTING

If you encounter any issues, please refer to the following common solutions:

- **Earbuds not connecting/pairing:**
 - Ensure the earbuds are charged.
 - Turn off and on your device's Bluetooth.
 - Forget the "S19" device in your Bluetooth settings and try pairing again.
 - Reset the earbuds (refer to the full manual for specific reset instructions if needed).
- **Music skipping or intermittent connection:**
 - Ensure there are no obstructions between the earbuds and your device.
 - Move closer to your device (within 33 feet/10 meters).
 - Avoid environments with strong Wi-Fi or other wireless interference.
- **Earbuds not charging:**
 - Check if the charging cable is securely connected to both the case and the power source.
 - Ensure the charging contacts on the earbuds and inside the case are clean and free of debris.
 - Try a different USB-C cable or power adapter.
- **No sound from one earbud:**
 - Place both earbuds back into the charging case, close the lid, and then take them out again to re-sync.
 - Try resetting the earbuds.

SPECIFICATIONS

Brand	VNMN
-------	------

Model Name	S19
Connectivity Technology	Wireless (Bluetooth 5.4)
Wireless Communication Technology	Latest Bluetooth 5.4
Bluetooth Range	33 Feet (10 meters)
Water Resistance Level	IPX7 Waterproof
Ear Placement	Open Ear
Form Factor	Open Ear
Control Type	Touch Control
Audio Driver Size	14.2 Millimeters
Charging Time	1 Hour
Battery Life (Earbuds)	Approx. 10 hours (single charge)
Total Playtime (with Case)	Approx. 36 hours
Item Weight	3.84 ounces
Product Dimensions	5.12 x 4.68 x 1.22 inches

WARRANTY INFORMATION

Your VNMN S19 Open Ear Earbuds come with a standard manufacturer's warranty. Please refer to the product packaging or contact customer support for specific warranty terms and conditions.

CUSTOMER SUPPORT

If you have any questions, concerns, or require assistance with your VNMN S19 Open Ear Earbuds that are not covered in this manual, please do not hesitate to contact our customer service department.

Email: vipsrvice@amazonteam.work

PRODUCT VIDEOS

VNMN Open Ear Headphones Overview

Your browser does not support the video tag.

Video: An overview of the VNMN Open Ear Headphones, demonstrating their design and features.

VNMN Bluetooth Earbuds Features

Your browser does not support the video tag.

Video: Detailed look at the features and functionality of the VNMN Bluetooth Earbuds.

VNMN Clip On Earbuds Usage Guide

Your browser does not support the video tag.

Video: A guide on how to properly wear and use the VNMN Clip On Earbuds for optimal comfort and sound.

VNMN Wireless Bluetooth Earbuds Demonstration

Your browser does not support the video tag.

Video: A demonstration of the VNMN Wireless Bluetooth Earbuds in action, showcasing their performance.

VNMN Open Ear Earbuds Review

Your browser does not support the video tag.

Video: A comprehensive review of the VNMN Open Ear Earbuds, highlighting user experience and benefits.