

Ball & Cast B0FF9ZYSXF

Ball & Cast Full Size Loft Bed with Desk and LED Light User Manual

MODEL: B0FF9ZYSXF

1. SAFETY INFORMATION

Please read and understand all instructions before beginning assembly and use. Keep this manual for future reference.

- **Weight Capacity:** The loft bed is designed to support a maximum weight of 250 lbs (113 kg). Do not exceed this limit.
- **Guardrails:** Ensure all guardrails are securely installed and maintained to prevent falls.
- **Mattress Thickness:** Use a mattress no thicker than 6 inches (15 cm) to ensure adequate guardrail height.
- **Assembly:** This product requires assembly. Ensure all parts are correctly installed and fasteners are tightened before use.
- **Children:** This bed is intended for use by children and teens. Adult supervision is recommended during initial use.

2. PACKAGE CONTENTS

Verify that all components are present before assembly. If any parts are missing or damaged, contact customer support.

- Metal Frame Components
- MDF Panels for Desk, Staircase, and Wardrobe
- LED Light Strip and Power Adapter
- Hardware Pack (screws, bolts, nuts, washers)
- Assembly Tools (if included)

3. SETUP AND ASSEMBLY

Assembly is required for this loft bed. Follow the step-by-step installation manual provided in the package. Ensure you have adequate space for assembly and a helper if needed.

3.1 Assembly Steps Overview

1. Unpack all components and lay them out on a clean, soft surface to prevent scratches.
2. Identify all parts using the provided parts list in your separate assembly manual.
3. Assemble the main bed frame structure, ensuring all connections are secure but not fully tightened until the frame is complete.
4. Attach the desk, staircase, and wardrobe components according to the diagrams.
5. Install the metal slats onto the bed frame.
6. Install the LED light strip under the bed frame, ensuring it is properly adhered and connected.
7. Once all components are in place, fully tighten all fasteners.
8. Place your mattress on the bed frame.

3.2 Product Dimensions

SIZE:INCH

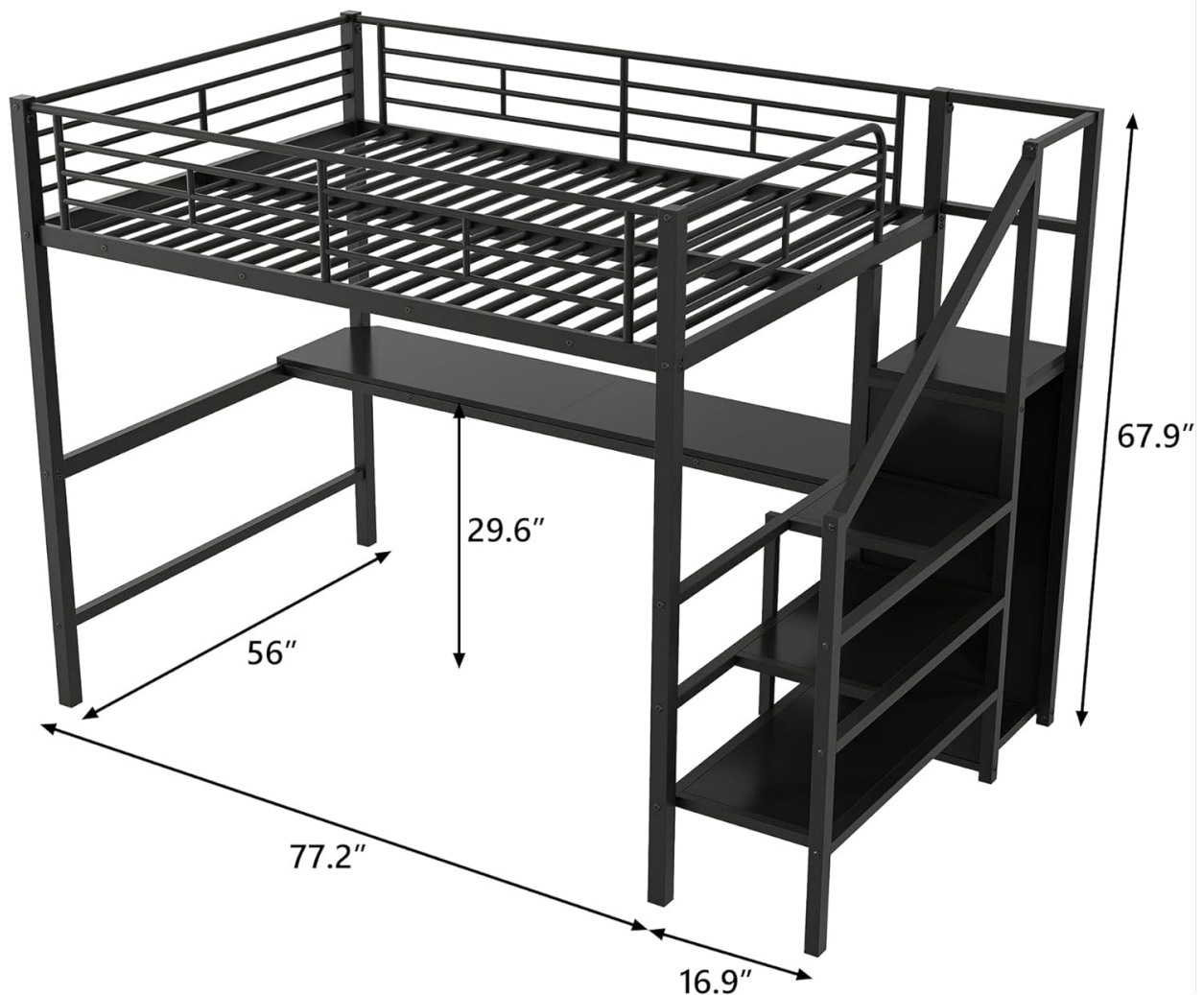


Figure 1: Overall dimensions of the loft bed. Length: 94.1 inches, Width: 56 inches, Height: 67.9 inches. Desk clearance is 29.6 inches.

- Overall Product Dimension: 94.1"L x 56"W x 67.9"H
- Loft Bed Sleeping Area: 75.2" x 54"
- Total Height: 67.9"

4. OPERATING INSTRUCTIONS

4.1 LED Light Operation

The integrated LED light strip provides ambient lighting under the loft bed. It features multiple color options to suit your preference.

- **Power On/Off:** Connect the LED light strip to the provided power adapter and plug it into a standard electrical outlet. Use the inline controller or remote (if included) to turn the light on or off.
- **Color Selection:** The LED light offers 7 different colors. Use the controller to cycle through the colors or select a specific one.
- **Brightness Adjustment:** Adjust the brightness levels using the controller.

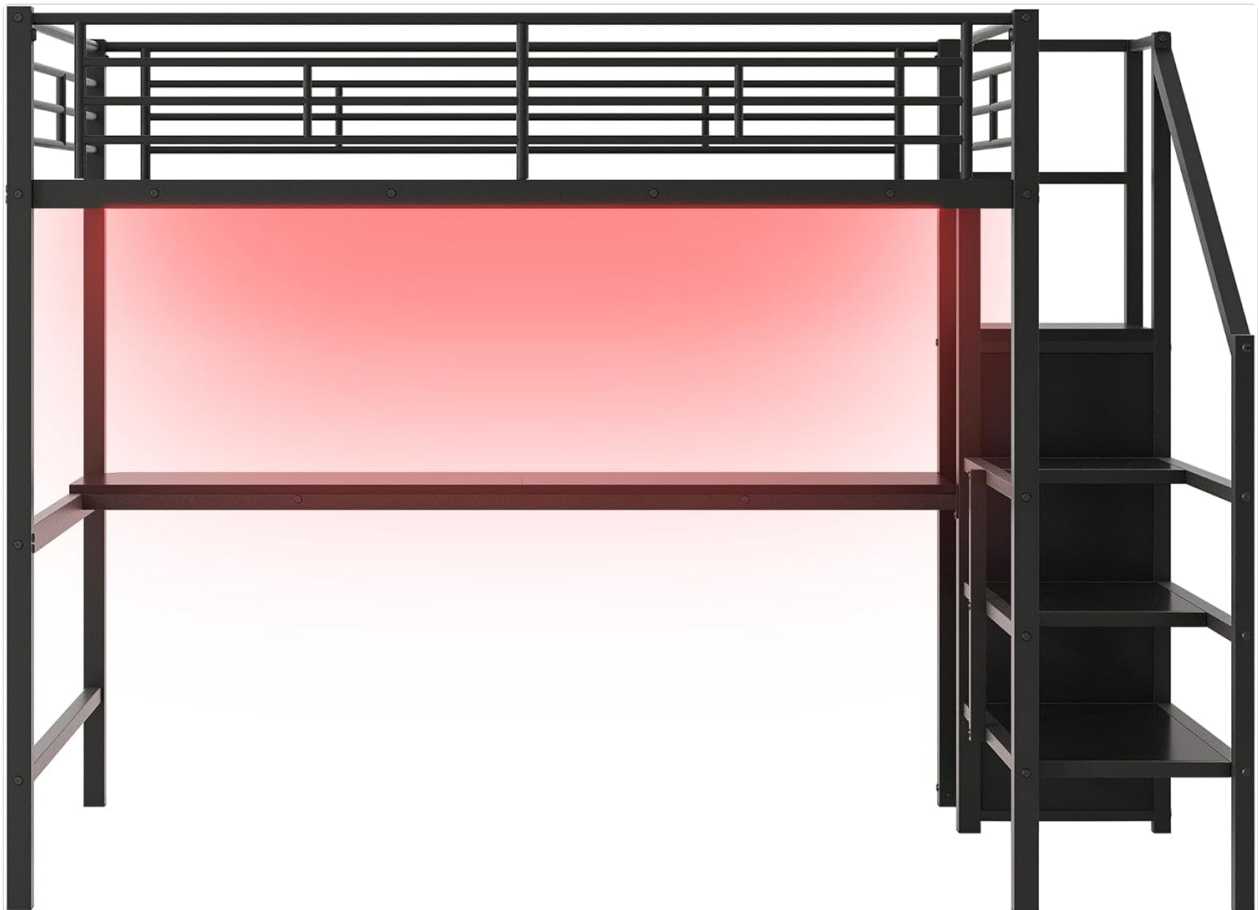


Figure 2: Loft bed with LED light illuminated in red.



Figure 3: Loft bed with LED light illuminated in blue.

4.2 Desk and Storage Features

The loft bed includes a built-in desk, a staircase with storage compartments, and a small wardrobe.

- **Desk:** Utilize the spacious desk area for studying, working, or creative activities.
- **Staircase Storage:** Each step of the staircase doubles as a storage compartment. Open the steps to store books, toys, or other personal items.
- **Wardrobe:** The small wardrobe includes a clothes rack for hanging garments and additional shelving for folded items.



Figure 4: Loft bed in use, showcasing the desk and LED light.

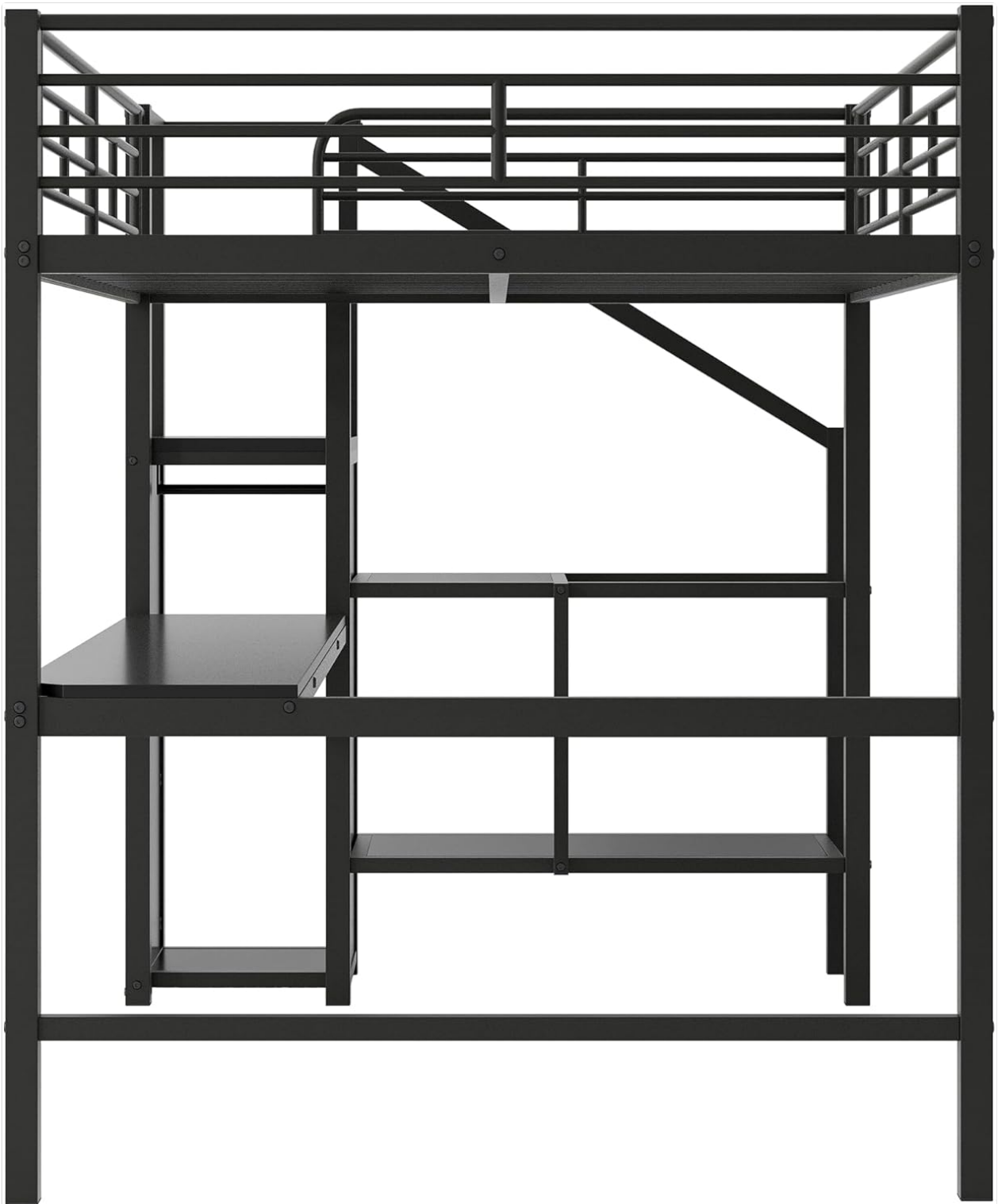


Figure 5: Close-up of the desk and storage compartments.



Figure 6: Detail of the integrated wardrobe.

5. MAINTENANCE

5.1 Cleaning

- **Metal Frame:** Wipe the metal surfaces with a soft, damp cloth. Avoid abrasive cleaners or harsh chemicals that could damage the finish.
- **MDF Surfaces:** Clean the desk, staircase, and wardrobe surfaces with a soft, dry, or slightly damp cloth. Do not use excessive moisture.
- **LED Light:** Gently wipe the LED strip with a dry cloth. Ensure the power is disconnected before cleaning.

5.2 Fastener Checks

Periodically check all bolts, screws, and other fasteners to ensure they remain tight. Re-tighten as necessary to

maintain stability and safety.

5.3 General Care

- Avoid dragging the bed to prevent damage to the frame or flooring. Lift it when moving.
- Do not place excessively heavy items on the desk, shelves, or within the storage compartments.

6. TROUBLESHOOTING

- **Bed is Wobbly:** Check all assembly bolts and screws. Ensure they are fully tightened. Verify that the bed is on a level surface.
- **LED Light Not Working:** Ensure the power adapter is securely plugged into both the light strip and the wall outlet. Check if the outlet is functional. If using a remote, check its battery.
- **Squeaking Noises:** Re-tighten all fasteners. Apply a small amount of lubricant (e.g., silicone spray) to metal-on-metal contact points if the noise persists.
- **Parts Missing/Damaged:** Refer to the 'Package Contents' section and contact customer support with your model number and a description of the issue.

7. SPECIFICATIONS

Feature	Specification
Material	Metal + MDF
Size	Full
Overall Product Dimensions	94.1"L x 56"W x 67.9"H
Loft Bed Sleeping Area	75.2" x 54"
Total Height	67.9"
Number of Slats	20 pcs
Overall Product Weight	155 lbs
Bed Weight Capacity	250 lbs
Recommended Mattress Thickness	6"
Color	Black (With LED)
Special Feature	No Box Spring Needed
Assembly Required	Yes
Origin	Vietnam

8. WARRANTY AND SUPPORT

For specific warranty information, please refer to the documentation included with your purchase or contact the manufacturer directly. Warranty terms may vary.

If you require assistance with assembly, missing parts, or have any questions regarding your Ball & Cast Full Size Loft Bed, please contact Ball & Cast customer support through their official channels or the retailer where the product was purchased.