

Medcursor MD-EM03

Medcursor MD-EM03 Eye Massager User Manual

Model: MD-EM03

1. INTRODUCTION

Thank you for choosing the Medcursor MD-EM03 Eye Massager. This device is designed to provide relief from eye fatigue, promote relaxation, and improve sleep quality through a combination of air pressure massage, targeted heating, and optional music. Please read this manual thoroughly before use to ensure proper operation and to maximize your experience.

Enjoy Relaxation Anytime, Anywhere

Good for eye strain, migraine, insomnia



Image: The Medcursor Eye Massager provides relaxation for various situations, including waking up, during skincare routines, while working, and before sleeping.

2. SAFETY INFORMATION

- Do not use this product if you have eye injuries, inflammation, or have undergone eye surgery recently. Consult a physician before use if you have any pre-existing eye conditions.
- Keep the device away from water and high humidity.
- Do not disassemble or attempt to repair the device yourself. Contact customer support for assistance.
- Keep out of reach of children.
- Use only the provided charging cable.
- If you experience any discomfort during use, discontinue immediately.
- The heating function should be used with caution by individuals sensitive to heat.

3. PACKAGE CONTENTS

Please check the package to ensure all items are present:

- 1 x Medcursor Eye Massager
- 1 x USB Type-C Charging Cable
- 1 x User Manual

Package Contents

- 1 x Eye Massager
- 1 x USB Cable
- 1 x User Manual



Image: The package includes one eye massager, one USB cable, and one user manual.

4. PRODUCT FEATURES

- **4 Massage Modes:** Soft, Strong, Relax, and Sleep modes for varied massage experiences.
- **Intelligent Heating Function:** Adjustable heat settings (off, low, medium, high) to relieve eye fatigue and improve circulation.
- **Adjustable Air Pressure:** Customizable intensity with a dual-layer massage pad for comfort.
- **Bluetooth Connectivity:** Connect to your smartphone to play personal music or use built-in light music.
- **One-Key Operation:** Simple control for mode selection and power.
- **Type-C Charging:** Fast charging in approximately 1.5 hours.
- **Adjustable Headband:** Ensures a comfortable fit for most users.

5. SETUP

1. **Charge the Device:** Before first use, fully charge the eye massager using the provided Type-C USB cable and a compatible adapter or power bank. The charging indicator light will show charging status.
2. **Adjust Headband:** Place the massager over your eyes and adjust the elastic headband for a snug yet comfortable fit. Ensure the device is centered over your eyes.

6. OPERATION

6.1 Power On/Off

- **Power On:** Press and hold the power button for 2-3 seconds. The device will start in the default mode.
- **Power Off:** Press and hold the power button for 2-3 seconds again.

6.2 Mode Selection

The device features 4 massage modes, cycling automatically every 15 minutes. Press the power button briefly to cycle through the modes manually:

- **Soft Mode:** Air Pressure + Heating + Music (Gentle relaxation)
- **Strong Mode:** Enhanced Air Pressure + Heating + Music (Deep pressure relief)
- **Relax Mode:** Air Pressure + Music (Soothes tension)
- **Sleep Mode:** Heating + Music (Pre-bed calm)

4 Selectable Modes

- **Soft Mode:** Air Pressure+Heating+Music
- **Strong Mode:** Enhanced Air Pressure+Heating+Music
- **Relax Mode:** Air Pressure+Music
- **Sleep Mode:** Heating+Music



Image: The four selectable modes and their features.

6.3 Heating Function

The heating function is integrated into some modes. The device offers four heating settings (off, low, medium, high). The constant temperature range is 38°C - 45°C.

Enhanced Constant Heat Comfort



38°C - 45°C

The constant temperature brings a pleasant feeling to the eyes.

Large Area Cover:

Provides a comfortable and warm experience for your eyes.

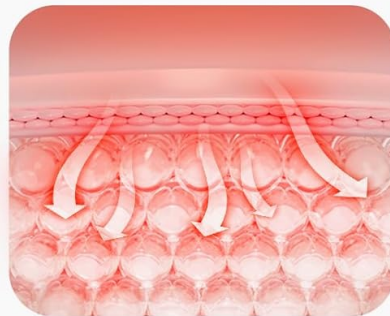



Image: The heating function provides a comfortable and warm experience for the eyes, covering a large area.

6.4 Bluetooth Connection and Music

The massager supports Bluetooth connectivity to play your own music or utilize the built-in light music.

1. Ensure Bluetooth is enabled on your smartphone.
2. Turn on the eye massager.
3. Search for "Medcursor" or a similar device name in your phone's Bluetooth settings and pair.
4. Once connected, you can play music from your phone through the massager's speakers.



Personalized Music Experience

Play Your Own Music

Search and Connect
Eye massager to your phone.




Image: The eye massager connects to your phone via Bluetooth for a personalized music experience.

6.5 Mute Function

To mute the device's sounds (including built-in music and operational prompts), press the standby button three times quickly.

Creating an immersive eye massage experience

Press the standby button three times to mute



Image: Pressing the standby button three times mutes the device, creating an immersive eye massage experience.

7. CHARGING

- The device uses a Type-C charging interface.
- A full charge takes approximately 1.5 hours.
- The battery supports approximately 4-5 applications on a single charge.
- The charging indicator light will illuminate during charging and turn off or change color when fully charged (refer to specific product indicator behavior).

8. MAINTENANCE

- **Cleaning:** Wipe the surface of the massager with a soft, slightly damp cloth. Do not use abrasive cleaners or immerse the device in water.
- **Storage:** Store the device in a cool, dry place away from direct sunlight when not in use.

9. TROUBLESHOOTING

Problem	Possible Cause	Solution
Device does not turn on.	Low battery or no charge.	Charge the device fully.
No air pressure or weak massage.	Incorrect mode selected or low battery.	Switch to a stronger mode (e.g., Strong Mode). Ensure the device is fully charged.
No heat or insufficient heat.	Heating function is off or low setting.	Ensure a mode with heating is selected. Check heat settings.
Bluetooth connection issues.	Device not in pairing mode or phone's Bluetooth is off.	Ensure the massager is on. Turn off and on your phone's Bluetooth and try pairing again.
Loud motor sound.	Normal operation sound or potential internal issue.	Some motor sound is normal during air pressure operation. If excessively loud or unusual, contact customer support.

10. SPECIFICATIONS

Feature	Detail
Model Number	MD-EM03
Product Dimensions	7.87 x 5.51 x 4.17 inches
Weight	1.41 Pounds
Battery	1 Nonstandard Battery (Rechargeable)
Charging Interface	Type-C USB
Charging Time	Approx. 1.5 hours
Material	Plastic
Color	White
Special Features	Rechargeable, Timer, Bluetooth, Heat, Air Pressure

11. WARRANTY AND SUPPORT

Medcursor products are designed for quality and reliability. For warranty information, technical support, or any questions regarding your MD-EM03 Eye Massager, please contact Medcursor customer service. Refer to the contact information provided on the product packaging or the official Medcursor website.