

Manuals+

[Q & A](#) | [Deep Search](#) | [Upload](#)

manuals.plus /

› [Blackview](#) /

› [Blackview Active 5 9-inch AI Rugged Tablet User Manual](#)

Blackview Active5

Blackview Active 5 9-inch AI Rugged Tablet User Manual

Model: Active5 | Brand: Blackview

1. INTRODUCTION

The Blackview Active 5 is a robust 9-inch AI rugged tablet designed for durability and performance in challenging environments. Running on Android 15 with Gemini AI enhancements, it offers advanced features for privacy, efficiency, and connectivity. This manual provides essential information for setting up, operating, and maintaining your device.



Image: The Blackview Active 5 tablet showcasing its sleek, compact, and rugged design, highlighting its readiness for various uses.

2. PACKAGE CONTENTS

Verify that all items are present in your product package:

- Blackview Active 5 Tablet
- USB-C Charging Cable
- Power Adapter
- User Guide



Image: Visual representation of the Blackview Active 5 tablet and its accompanying accessories in the product packaging.

3. PHYSICAL FEATURES

The Blackview Active 5 features a robust exterior designed for durability. Familiarize yourself with the tablet's physical components:

- **Display:** 9-inch HD IPS screen.
- **Rear Camera:** 16MP AI camera.
- **Front Camera:** 13MP AI camera.
- **Buttons:** Power button, Volume Up/Down buttons.
- **Ports:** USB-C port (for charging and data transfer), Dual SIM/TF card slot.
- **Speakers:** Dual Smart-K BOX Speakers.

16MP+13MP AI Camera

Capture Smarter, Create Brighter



Image: Close-up view of the Blackview Active 5 tablet highlighting its 16MP rear AI camera and 13MP front AI camera.

4. SETUP

4.1 Initial Power On

1. Press and hold the **Power button** located on the side of the tablet until the Blackview logo appears.
2. Follow the on-screen prompts to select your language, connect to a Wi-Fi network, and set up your Google account.

4.2 Inserting SIM/TF Card

To insert a SIM card for cellular connectivity or a TF (microSD) card for expanded storage:

1. Locate the SIM/TF card slot on the side of the tablet.
2. Use the provided SIM ejector tool to open the tray.
3. Place your Nano-SIM card(s) and/or TF card into the tray according to the diagram.
4. Carefully reinsert the tray into the tablet.

5. OPERATING SYSTEM

The Blackview Active 5 runs on **Android 15**, enhanced with **Gemini AI** and **DokeOS_P 4.2** for a smarter and more efficient user experience.

- **Gemini AI:** Detects and blocks unauthorized data access, automatically encrypts sensitive applications, and contributes to 30% faster system response speeds.
- **DokeOS_P 4.2 Features:** Includes Cloud Folder for organized apps, Smart Pictures for artistic unlocks, Game Center for optimized gaming, Private Space for enhanced privacy, AI Smart Google Lens, Fingerprint Unlock, and a Data Migration Assistant.



Image: Overview of the DokeOS_P 4.2 interface and its various features running on Android 15.

6. CONNECTIVITY

Stay connected with the following features:

- **Dual 4G LTE:** Supports global 4G LTE bands for widespread network compatibility.
- **5G Wi-Fi:** High-speed wireless internet connectivity.
- **Bluetooth:** For connecting wireless accessories.
- **GPS:** Quad-GPS Systems (GPS, GLONASS, BeiDou, Galileo) for precise navigation.
- **NFC:** For contactless payments and quick pairing.
- **OTG Support:** Connect USB drives, tools, or other peripherals.

7. DISPLAY & AUDIO

Experience clear visuals and powerful sound:

- **Display:** 9-inch HD IPS screen with 1200 x 1900 pixels resolution and a 90Hz smart refresh rate. Typical brightness of 360 nits.
- **Eye-Comfort Modes:** Certified by TÜV SÜD for Low Blue Light, offering Dark Mode (Enhanced/Moderate/Gentle), Night Light, and Reading Mode.
- **Audio:** Dual Smart-K BOX Speakers with 8Ω 2.0W high power output for clear and loud audio.



Image: The Blackview Active 5 tablet showcasing its 8.68-inch display with vibrant visuals and key display specifications.

8. CAMERA

Capture moments with the tablet's AI-enhanced cameras:

- **Rear Camera:** 16MP AI rear camera with features like AI Magic Eraser, Color Focus, AI Sky Replacement, AI Portrait Blur, AI Portrait Light, and AI Photo Unblur.
- **Front Camera:** 13MP AI front camera.



Image: Detailed view of the Blackview Active 5's camera system, highlighting its 16MP rear and 13MP front cameras, along with various AI photography features.

9. BATTERY & CHARGING

The tablet is equipped with a high-capacity battery for extended use:

- **Battery Capacity:** 6600mAh (25.41Wh) battery.
- **Charging:** Supports 18W fast charging.
- **Battery Life:** Provides enough power for multi-day GPS navigation, tracking, and communication during long trips or work shifts outdoors.



Image: An internal view of the Blackview Active 5 tablet highlighting its 6600mAh battery, with estimated usage times for various activities.

10. RUGGED FEATURES

Built to withstand harsh environments, the Active 5 offers superior protection:

- **IP68/IP69K:** Resistant to water, dust, and drops. Can be used underwater at a depth of 1.5 meters for 30 minutes.
- **MIL-STD-810H:** Military-grade shockproof rating, resistant to drops up to 1.5m.
- **Panda MN228 Glass:** Offers enhanced drop and scratch resistance.
- **Glove Mode 2.0:** Allows accurate operation even while wearing gloves.
- **Operating Temperature:** Reliable operation in extreme conditions from -20°C to +60°C.



Image: The Blackview Active 5 tablet submerged in water, illustrating its IP68 and IP69K water and dust resistance ratings.

11. TROUBLESHOOTING

If you encounter issues with your Blackview Active 5, try the following common troubleshooting steps:

- **Device Not Powering On:** Ensure the battery is charged. Connect the tablet to the power adapter and try again.
- **Screen Unresponsive:** Perform a forced restart by holding the Power button for 10-15 seconds.
- **Connectivity Issues:** Check Wi-Fi/4G settings, restart the tablet, or reset network settings in Android settings.
- **Apps Crashing:** Clear the app's cache and data in Android settings, or uninstall and reinstall the app.

12. SPECIFICATIONS

Feature	Specification
Standing screen display size	9 Inches
Screen Resolution	1200 x 1900 pixels
Max Screen Resolution	1200*1900 Pixels
Wireless Type	802.11ac, 802.11n
Average Battery Life (in hours)	8 Hours
Series	Active5
Item model number	Active5
Operating System	Android 15
Item Weight	2.07 pounds
Product Dimensions	8 x 3 x 0.5 inches
Color	Black
Processor Brand	Qualcomm

Feature	Specification
Memory Storage Capacity	128 GB

13. WARRANTY & SUPPORT

The Blackview Active 5 comes with a standard manufacturer's warranty. For specific warranty details, please refer to the warranty card included in your package or visit the official Blackview website.

For technical support, troubleshooting assistance, or service inquiries, please contact Blackview customer support through their official channels.

14. OFFICIAL PRODUCT VIDEOS

Blackview Rugged Tablet Overview

Your browser does not support the video tag.




Video: A brief overview of the Blackview Active 5 Rugged Tablet, highlighting its key features and design.

Blackview Active 5 Features Highlight

Your browser does not support the video tag.

Video: This video showcases various features of the Blackview Active 5 Rugged Tablet, including its battery life and rugged capabilities.

Related Documents - Active5

	Blackview Rugged Tablet User Manual and Safety Information Comprehensive guide for the Blackview Rugged Tablet, covering device overview, setup instructions for SIM cards and hand straps, basic functions, safety precautions, and maintenance tips.
<div><div>Blackview</div><div>BV5200 Series</div><div>User Guide</div><div></div></div>	Blackview BV5200 Series User Guide: Features, Setup, and Specifications Comprehensive user guide for the Blackview BV5200 Series smartphone, covering setup, features like ruggedness and Doke OS, connectivity, safety information, and regulatory compliance.
<div></div>	Blackview Active 7 Series Rugged Tablet User Manual Official user manual for the Blackview Active 7 Series rugged tablet, covering setup, features, safety, and compliance information.
<div><div>Blackview</div><div></div><div>Active 12 Pro</div><div><small>User Manual • Gebrauchsanleitung • Manuale utente • 取扱説明書 • Benutzerhandbuch</small></div></div>	Blackview Active 12 Pro User Manual User manual for the Blackview Active 12 Pro rugged tablet, covering setup, operation, maintenance, safety instructions, and warranty information.

<div data-bbox="169 241 256 286">Blackview <small>Active 8 Series</small></div> <div data-bbox="169 407 252 421">https://www.blackview.it</div>	<div data-bbox="341 241 788 275">Blackview Active 8 Series User Manual</div> <div data-bbox="341 284 1423 356"><p>Explore the features and usage of the Blackview Active 8 Series tablet with this comprehensive user manual. Learn about setup, maintenance, safety guidelines, and regulatory information.</p></div>
<div data-bbox="169 698 256 743">Blackview <small>Active 10 Pro Series</small></div> <div data-bbox="169 864 252 878">https://www.blackview.it</div>	<div data-bbox="341 672 849 705">Blackview Active 10 Pro Series User Manual</div> <div data-bbox="341 714 1471 786"><p>User manual for the Blackview Active 10 Pro Series rugged tablet. Includes setup, operation, safety guidelines, maintenance, and regulatory information (CE, FCC, IC). Features include IP68 rating.</p></div>