

## Notável NT1370

# Notável Móveis NT1370 TV Panel for TVs up to 75 inches - Instruction Manual

## INTRODUCTION

This manual provides detailed instructions for the assembly, operation, and maintenance of your Notável Móveis NT1370 TV Panel. Please read all instructions carefully before beginning assembly or use to ensure proper installation and longevity of your product.



The Notável Móveis NT1370 TV Panel features a modern design with a central space for a television, a lower shelf, and two sliding doors. It includes integrated LED lighting.

## PRODUCT FEATURES

- Robust structure made from MDF/MDP (12, 15, and 22mm thickness).
- Floating top design.
- Integrated LED strip lighting (Bivolt).
- Two sliding doors for storage.
- Accommodates TVs up to 75 inches.
- Canelated details for a refined aesthetic.

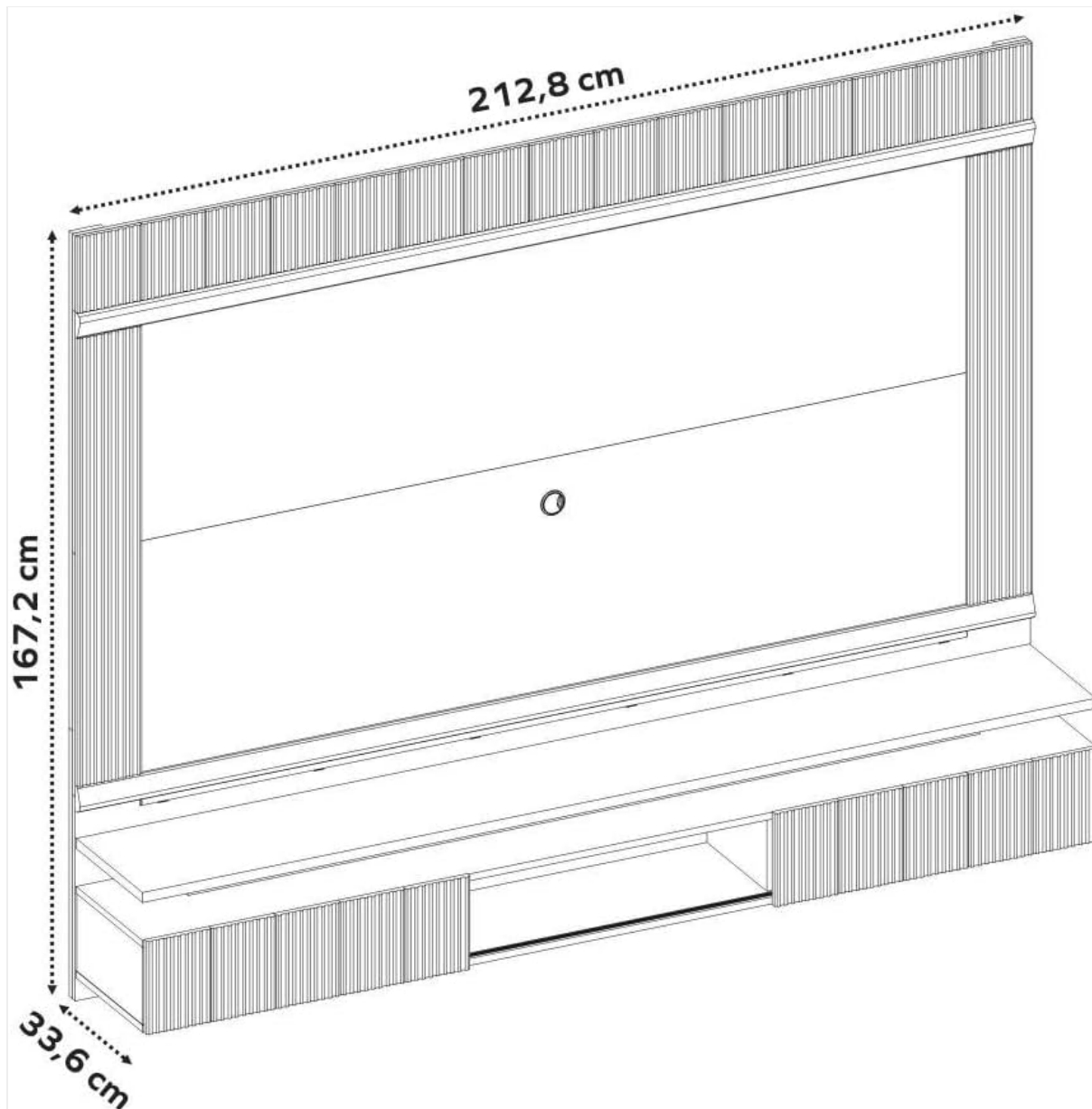


This diagram illustrates the main features of the TV panel, showing its capacity for large televisions, the functionality of its sliding doors, and the placement of the LED lighting.

## SPECIFICATIONS

Feature	Detail
Model	NT1370
Brand	Notável Móveis
Color	Off White/Freijó
Material	MDF/MDP (12, 15, 22mm)

Feature	Detail
Paint Type	UV Paint
Height	167.20 cm
Width	212.80 cm
Depth	34.00 cm
Product Weight	73.15 kg
Number of Doors	2 (sliding)
TV Size Compatibility	Up to 75 inches
TV Space Dimensions	98.0 cm (Height) x 184.0 cm (Width)
Maximum Supported Weight (Product)	65.00 kg
LED Lights Included	Yes
LED Type	LED Strip
Voltage	Bivolt
Assembly Required	Yes
Assembly Manual Included	Yes
Number of Volumes	2



This image provides a technical view of the TV panel, clearly indicating its overall width, height, and depth for planning installation space.

## SETUP AND ASSEMBLY

---

The Notável Móveis NT1370 TV Panel requires assembly. An assembly manual with detailed instructions is included in the packaging. It is recommended to assess the complexity of the assembly before starting. If you are unsure or uncomfortable with the process, it is advisable to hire a professional for installation. Ensure all components listed in the assembly manual are present before beginning. Assembly typically involves attaching the main panel, shelves, and sliding door mechanisms. Follow the step-by-step guide provided in the included manual.



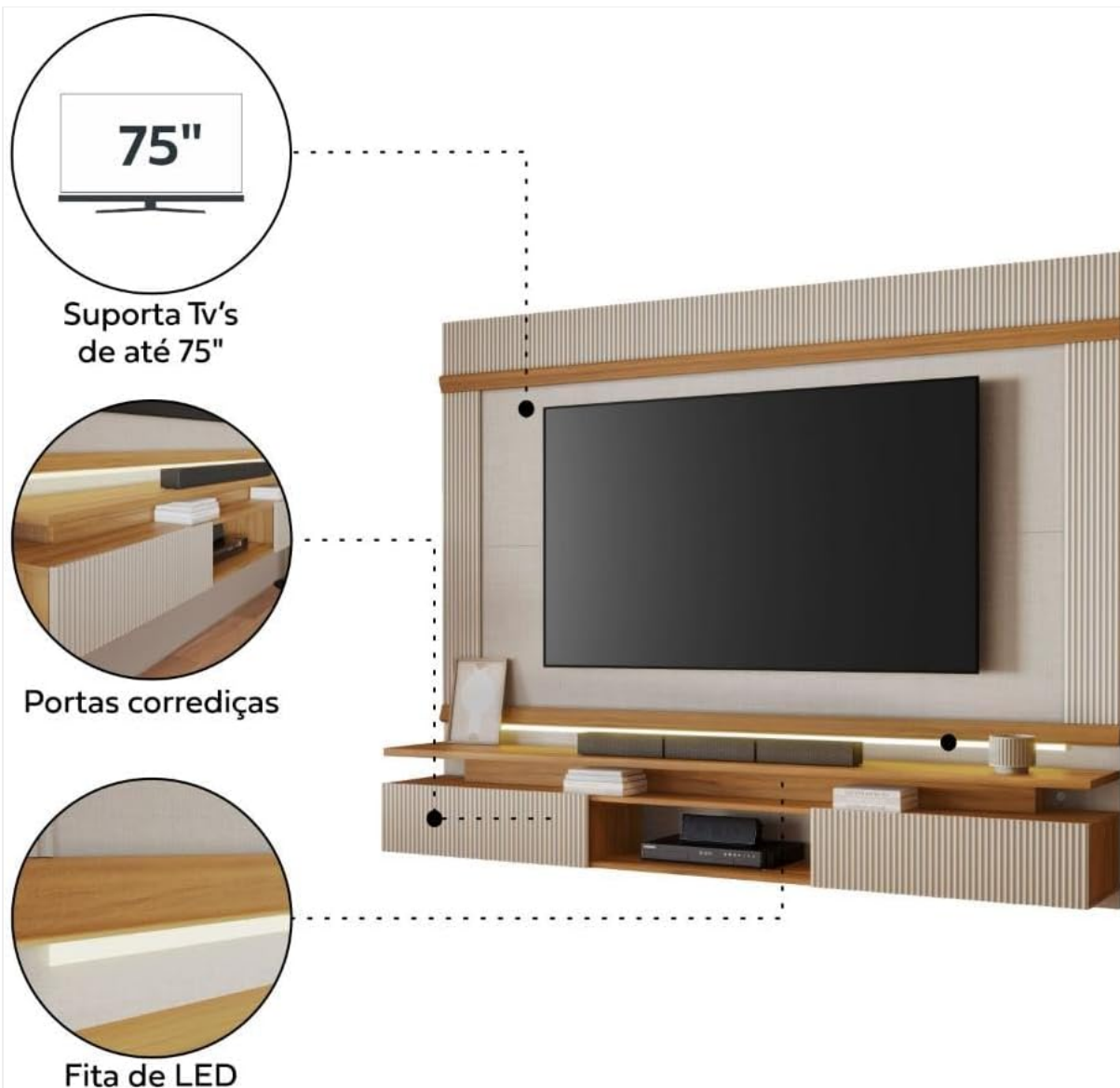
This image highlights the detailed construction of the panel's base, including the textured sliding doors and the open shelf space for media devices.

## OPERATING INSTRUCTIONS

---

### LED Lighting

The TV panel includes an integrated LED strip light. This lighting system is Bivolt, meaning it is compatible with both 110V and 220V electrical systems. Connect the LED power supply to an appropriate electrical outlet. The LED light is typically operated via a switch or remote control, as specified in the assembly manual.



This image shows the LED strip light in operation, providing ambient illumination to the shelf area, enhancing the panel's aesthetic.

## TV Placement

The panel is designed to support TVs up to 75 inches. The designated space for the TV measures 98.0 cm in height and 184.0 cm in width. Ensure your television's dimensions fit within these measurements. The maximum weight supported by the product is 65.00 kg. Securely mount your TV according to its manufacturer's instructions and the panel's design.

## MAINTENANCE AND CARE

To maintain the durability and appearance of your TV panel, clean it with a clean cloth lightly dampened with water and a neutral soap solution. After cleaning, immediately wipe the surface with a clean, dry cloth to remove any moisture.

Avoid using abrasive cleaners, harsh chemicals, or rough sponges, as these can damage the finish of the product.

## TROUBLESHOOTING

If you encounter any issues with your Notável Móveis NT1370 TV Panel, please refer to the assembly manual for specific troubleshooting steps. For electrical components like the LED light, ensure proper

connection to a power source. If problems persist, contact a qualified technician or the manufacturer's support.




## WARRANTY INFORMATION

This product comes with a 90-day warranty against manufacturing defects. This warranty covers defects in materials and workmanship under normal use. Please retain your proof of purchase for warranty claims.

## SUPPORT

For further assistance with assembly, parts, or warranty claims, please refer to the contact information provided in your product packaging or on the Notável Móveis official website. It is recommended to seek professional assistance for complex assembly tasks.

### Related Documents - NT1370

	<p><a href="#">Notável Móveis NT 1290 Assembly Instructions</a></p> <p>Step-by-step assembly instructions for the Notável Móveis NT 1290 bench, including a parts list, hardware list, and warranty information.</p>
	<p><a href="#">NT1295 Home TV Stand Assembly Instructions</a></p> <p>Comprehensive assembly guide for the NT1295 Home TV Stand by Notável Móveis, detailing parts, hardware, and step-by-step instructions for a successful build.</p>
	<p><a href="#">NOTAVEL NT1300 HOME TV Stand Assembly Instructions</a></p> <p>Comprehensive assembly guide for the NOTAVEL NT1300 HOME TV Stand, including a detailed parts list, hardware identification, and step-by-step instructions for building your furniture.</p>