

## TABWEE K10

# TABWEE K10 Kids Tablet 10-inch Wi-Fi Model User Manual

Comprehensive instructions for setup, operation, and maintenance

## 1. INTRODUCTION

Welcome to the user manual for your new TABWEE K10 Kids Tablet. This guide provides essential information to help you set up, operate, and maintain your tablet, ensuring a safe and enriching experience for children. The TABWEE K10 is designed to offer both educational content and entertainment, featuring Google Kids Space, YouTube Kids compatibility, and robust parental controls.

## 2. PRODUCT OVERVIEW

### 2.1 Components

- TABWEE K10 Tablet
- Lightweight EVA Protective Case
- Touch Pen (Stylus)
- USB Type-C Cable
- Power Adapter
- User Manual (Japanese)

### 2.2 Key Features

- Display:** 10-inch HD IPS screen (1280x800 resolution) with Widevine L1 support.
- Operating System:** Android 15 Go Edition.
- Processor:** RK3562 Quad-Core (Cortex-A55, up to 2.0GHz) with Mali-G52 GPU.
- Memory & Storage:** 12GB RAM (4GB physical + 8GB virtual) and 64GB ROM, expandable up to 2TB via microSD card.
- Battery:** 5000mAh for extended use.
- Connectivity:** 5G Wi-Fi, Bluetooth.
- Cameras:** 2MP Front Camera, 5MP Rear Camera.

- **Special Features:** Google Kids Space, YouTube Kids, Google Family Link parental controls, EVA protective case, touch pen.



The TABWEE K10 Kids Tablet in blue, featuring a 10-inch screen, Android 15, 12GB RAM, 64GB ROM, and a 5000mAh battery, shown with its protective EVA case and a stylus.

# 5000mAhの大容量バッテリーで 長時間スタンバイ



Type-C充電



3.5mmイヤホン



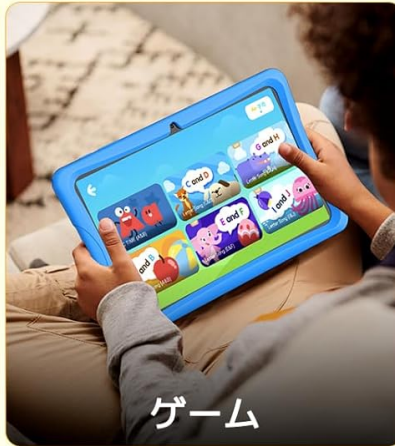
FMラジオ



OTG対応



学習



ゲーム



お絵かき

An illustration of the TABWEE K10 tablet highlighting its physical features including the rear camera, flashlight, front camera, volume buttons, power button, 3.5mm audio jack, microphone, MicroSD slot, and Type-C port.

## 3. GETTING STARTED

### 3.1 Initial Charging

Before first use, fully charge the tablet using the provided USB Type-C cable and power adapter. The battery indicator on the screen will show charging status.

### 3.2 Power On/Off

- **To Power On:** Press and hold the Power button until the TABWEE logo appears.
- **To Power Off:** Press and hold the Power button, then select 'Power off' from the options on the screen.

### 3.3 Language Selection

Upon first boot or if you need to change the language:

1. Go to **Settings** (gear icon).
2. Scroll down and tap on **System**.

3. Tap on **Languages & input**.
4. Tap on **Languages**.
5. Tap **Add a language** and select your preferred language.
6. Drag your preferred language to the top of the list to set it as the primary language.

This video demonstrates how to access the system settings and change the display language on the tablet.

### 3.4 Wi-Fi Connection

To connect your tablet to the internet:

1. Go to **Settings**.
2. Tap on **Network & internet**.
3. Toggle **Wi-Fi** to On.
4. Select your desired Wi-Fi network from the list.
5. Enter the password if prompted, then tap **Connect**.

This video illustrates the steps to connect the tablet to an available Wi-Fi network through the settings menu.

## 4. OPERATING INSTRUCTIONS

---

### 4.1 Basic Navigation

- **Tap:** Select an item or open an app.
- **Swipe:** Scroll through screens or lists.
- **Pinch:** Zoom in or out on images and web pages.

### 4.2 Google Kids Space

The TABWEE K10 comes pre-installed with Google Kids Space, a dedicated environment for children to learn and play. It features content categorized into 'Play', 'Read', 'Watch', and 'Make', guiding children to explore and grow independently.



# Google キッズスペース

お子様の好奇心を大切にした、やさしいUI設計



豊富で安心な子供向けコンテンツ



専門家が厳選した書籍



創造力を引き出す動画



魅力あるおすすめ動画

A visual representation of the Google Kids Space interface, showing various educational apps and content categorized for children.

## 4.3 YouTube Kids

Access YouTube Kids for a safe and curated video experience for children. The app provides age-appropriate content and allows parents to manage viewing preferences.

This video shows how to launch the YouTube Kids application from the tablet's home screen.

## 4.4 Android 15 Features

The tablet runs on the optimized Android 15 Go Edition, offering smoother operation, improved power efficiency, and enhanced notification management and privacy protection. It supports Kids Mode and multiple user profiles, making it easy for siblings to share or for parents to manage.

## Android 15モデル登場

もっと便利に、もっと安全に



マルチタスクに対応、  
学びも遊びもスムーズに



分割画面で使うアプリのペアを  
保存して、ワンタップで起動。



アプリごとに録画可能。  
通知やステータスバーは映らず安心。



A graphic illustrating key features of Android 15, such as multitasking capabilities and enhanced notification management.

## 5. PARENTAL CONTROLS (GOOGLE FAMILY LINK)

Utilize Google Family Link to manage your child's tablet usage remotely. This feature allows you to:

- Monitor usage status and screen time.
- Set time limits in 15-minute increments.
- Approve or block apps from the Google Play Store.
- Filter content based on age.

# Google ファミリーリンク

安心・簡単にお子さまのデジタルライフを見守ろう！



A screenshot of the Google Family Link interface, demonstrating options for remote operation, activity reports, usage time management, and application control.

## 6. DISPLAY AND AUDIO

### 6.1 Screen Quality

The 10-inch HD IPS display with 1280x800 resolution provides clear and vibrant images. With Widevine L1 support, you can enjoy high-quality video streaming from platforms like YouTube, Prime Video, and HBO.



# Widevine L1

10インチ大画面 & Widevine L1高画質対応で、  
映像の美しさが格段にアップ！



A comparison image showing the difference between Widevine L1 (1080P) and L3 (720P) display quality on the tablet, highlighting enhanced visual clarity.

## 6.2 Display Modes

The tablet offers three special display modes to enhance eye comfort:

- **Night Mode:** Reduces blue light for comfortable viewing in low light.
- **Dark Mode:** Uses a darker color scheme to reduce eye strain.
- **Reader Mode:** Displays content in black and white, mimicking a paper book.



# 快適な画面モード切替

お子様の目にやさしい、3つの特別表示モード



## 夜間モード

輝度低下でブルーライト低減

## ダークモード

暗いトーンで疲労軽減



## リーダーモード

紙書籍風の白黒表示



Illustrations of the tablet's three special display modes: Night Mode for reduced blue light, Dark Mode for eye strain reduction, and Reader Mode for a black-and-white paper-like display.

## 6.3 Audio

Equipped with dual speakers, the tablet delivers an immersive sound experience for videos, games, and educational apps.

## 7. STORAGE AND BATTERY

### 7.1 Memory and Storage

The tablet features 12GB RAM (4GB physical + 8GB virtual) and 64GB of internal storage (ROM). This allows for smooth multitasking and ample space for apps and content. Storage can be expanded up to 2TB using a microSD card (sold separately).

# 64GB大容量で、 思い出も学びもまるごと保存！

アニメや映画がぎっしり、飽きずに楽しめる



**20000枚**  
写真保存可能



**200本**  
動画収納



**16000曲**  
音楽ストレージ



A graphic detailing the tablet's storage capabilities: 12GB RAM, 64GB ROM, and support for up to 2TB TF card expansion, with examples of how many photos, videos, and songs can be stored.

## 7.2 Battery Life

The 5000mAh large-capacity battery supports long hours of video viewing, gaming, and learning, ensuring the tablet is ready when your child needs it.

## 8. CAMERA FEATURES

The TABWEE K10 is equipped with a 2MP front camera and a 5MP rear camera, suitable for video calls, capturing photos, and engaging in educational apps that utilize camera functions.



A graphic showcasing the tablet's 2MP front camera and 5MP rear camera, with example photos of children and pets.

## 9. MAINTENANCE

---

### 9.1 Cleaning

Use a soft, lint-free cloth to clean the screen and tablet body. Avoid using harsh chemicals or abrasive materials.

### 9.2 Software Updates

Regularly check for system updates in **Settings > System > System update** to ensure optimal performance and security.

### 9.3 Protective Case

The included lightweight EVA case provides excellent shock absorption and drop prevention, protecting the tablet from accidental damage. It also features a 3-stage adjustable stand for comfortable viewing.



## EVA保護ケース付き

高耐衝撃のEVAケースでしっかり保護



3段階角度調節



優れた衝撃吸収力



A graphic illustrating the features of the EVA protective case, including its high impact resistance, 3-stage angle adjustment, and superior shock absorption.

## 10. TROUBLESHOOTING

- **Tablet not turning on:** Ensure the tablet is sufficiently charged. Connect it to the charger and wait a few minutes before attempting to power on again.
- **Wi-Fi connection issues:** Check if Wi-Fi is enabled in settings. Restart your router and the tablet. Ensure you have entered the correct Wi-Fi password.
- **Apps crashing or freezing:** Close background apps. Clear the cache of the problematic app (Settings > Apps > [App Name] > Storage > Clear cache). If the issue persists, uninstall and reinstall the app.
- **Slow performance:** Close unused apps. Clear unnecessary files to free up storage space. Consider performing a factory reset if performance issues continue (backup data first).
- **Screen not responding:** Restart the tablet. If the issue persists, contact customer support.

## 11. SPECIFICATIONS







Feature	Specification
Brand	TABWEE
Model Name	K10
Operating System	Android 15
Screen Size	10.1 inches
Resolution	1280x800 pixels
CPU Brand	Rockchip
CPU Speed	2 GHz
GPU Brand	ARM (Mali G52 3EE)
Memory Storage Capacity	64 GB
RAM	12GB (4GB + 8GB Virtual)
Wireless Type	802.11ac (Wi-Fi), Bluetooth
Front Camera Resolution	2 MP
Battery Capacity	5000 mAh
Item Weight	1.16 Kilograms
Package Dimensions	32.6 x 20.1 x 3.9 cm

## 12. WARRANTY AND SUPPORT

The TABWEE K10 tablet comes with a 24-month warranty. For any questions or support needs, please contact customer service. Support is available in Japanese and English. You can typically find contact information on the product page or through the seller's store on Amazon.

### Related Documents - K10

<div><p><b>Produktdatenblatt</b></p><p>Das Produktdatenblatt enthält die technischen Spezifikationen, die Energieeffizienz und den Reparierbarkeitsindex gemäß der EU-Verordnung 2023/1669.</p><table><tr><td>1. Produktname</td><td>TABWEE W90 Tablet</td></tr><tr><td>2. Modellnummer</td><td>W90-K10</td></tr><tr><td>3. Hersteller</td><td>TABWEE</td></tr><tr><td>4. Produkttyp</td><td>Tablet</td></tr><tr><td>5. Betriebssystem</td><td>Android 15</td></tr><tr><td>6. Bildschirmgröße</td><td>10.1 Zoll</td></tr><tr><td>7. Auflösung</td><td>1280 x 800 Pixel</td></tr><tr><td>8. Prozessor</td><td>Rockchip RK3588</td></tr><tr><td>9. GPU</td><td>Mali G52 3EE</td></tr><tr><td>10. Hauptspeicher</td><td>64 GB</td></tr><tr><td>11. Arbeitsspeicher</td><td>12 GB</td></tr><tr><td>12. Kamera (Front)</td><td>2 MP</td></tr><tr><td>13. Kamera (Hinten)</td><td>8 MP</td></tr><tr><td>14. Akkukapazität</td><td>5000 mAh</td></tr><tr><td>15. Ladezeit</td><td>2 Stunden</td></tr><tr><td>16. Gewicht</td><td>1.16 kg</td></tr><tr><td>17. Abmessungen</td><td>32.6 x 20.1 x 3.9 cm</td></tr><tr><td>18. Energieeffizienzklasse</td><td>A</td></tr><tr><td>19. Reparierbarkeitsindex</td><td>85</td></tr><tr><td>20. Garantiezeitraum</td><td>24 Monate</td></tr><tr><td>21. Kundendienst</td><td>24 Stunden</td></tr><tr><td>22. Supportkanäle</td><td>Web, E-Mail, Telefon</td></tr><tr><td>23. Weitere Informationen</td><td>Bitte lesen Sie die Bedienungsanleitung.</td></tr></table></div>	1. Produktname	TABWEE W90 Tablet	2. Modellnummer	W90-K10	3. Hersteller	TABWEE	4. Produkttyp	Tablet	5. Betriebssystem	Android 15	6. Bildschirmgröße	10.1 Zoll	7. Auflösung	1280 x 800 Pixel	8. Prozessor	Rockchip RK3588	9. GPU	Mali G52 3EE	10. Hauptspeicher	64 GB	11. Arbeitsspeicher	12 GB	12. Kamera (Front)	2 MP	13. Kamera (Hinten)	8 MP	14. Akkukapazität	5000 mAh	15. Ladezeit	2 Stunden	16. Gewicht	1.16 kg	17. Abmessungen	32.6 x 20.1 x 3.9 cm	18. Energieeffizienzklasse	A	19. Reparierbarkeitsindex	85	20. Garantiezeitraum	24 Monate	21. Kundendienst	24 Stunden	22. Supportkanäle	Web, E-Mail, Telefon	23. Weitere Informationen	Bitte lesen Sie die Bedienungsanleitung.	<p><a href="#">TABWEE W90 Tablet - Produktdatenblatt und Reparierbarkeitsinformationen</a></p> <p>Offizielles Produktdatenblatt für das TABWEE W90 Tablet, das technische Spezifikationen, Energieeffizienz und den Reparierbarkeitsindex gemäß der EU-Verordnung 2023/1669 detailliert beschreibt.</p>
1. Produktname	TABWEE W90 Tablet																																														
2. Modellnummer	W90-K10																																														
3. Hersteller	TABWEE																																														
4. Produkttyp	Tablet																																														
5. Betriebssystem	Android 15																																														
6. Bildschirmgröße	10.1 Zoll																																														
7. Auflösung	1280 x 800 Pixel																																														
8. Prozessor	Rockchip RK3588																																														
9. GPU	Mali G52 3EE																																														
10. Hauptspeicher	64 GB																																														
11. Arbeitsspeicher	12 GB																																														
12. Kamera (Front)	2 MP																																														
13. Kamera (Hinten)	8 MP																																														
14. Akkukapazität	5000 mAh																																														
15. Ladezeit	2 Stunden																																														
16. Gewicht	1.16 kg																																														
17. Abmessungen	32.6 x 20.1 x 3.9 cm																																														
18. Energieeffizienzklasse	A																																														
19. Reparierbarkeitsindex	85																																														
20. Garantiezeitraum	24 Monate																																														
21. Kundendienst	24 Stunden																																														
22. Supportkanäle	Web, E-Mail, Telefon																																														
23. Weitere Informationen	Bitte lesen Sie die Bedienungsanleitung.																																														

	<p><a href="#">TABWEE T90 Tablet Product Data Sheet - Technical Specifications &amp; Energy Labeling</a></p> <p>Detailed product data sheet for the TABWEE T90 tablet, including technical specifications, energy efficiency class, battery life, reparability index, and compliance with EU Regulation 2023/1669.</p>
	<p><a href="#">TABWEE T20 User Manual &amp; Warranty Card</a></p> <p>User manual and warranty information for the TABWEE T20 tablet, including setup, safety guidelines, maintenance, and regulatory compliance.</p>
	<p><a href="#">K10 Tablet User Manual - Android 13</a></p> <p>Comprehensive user manual for the K10 Android 13 tablet, covering specifications, functions, settings, app management, multimedia, troubleshooting, and regulatory compliance.</p>
	<p><a href="#">TABWEE T90 Tahvelarvuti Toote Teabeleht</a></p> <p>Toote teabeleht TABWEE T90 tahvelarvutile, sisaldades energiatõhususe klassi, aku vastupidavust, parandatavust ja muid tehnilisi andmeid vastavalt EL määrusele 2023/1669.</p>
	<p><a href="#">TABWEE T80 User Manual and Warranty Information</a></p> <p>Comprehensive user manual and warranty details for the TABWEE T80 tablet, covering activation, features, safety, maintenance, and regulatory compliance.</p>