

ECHTPower EP05WH

ECHTPower PC Controller with Intelligent Screen User Manual

Model: EP05WH

PRODUCT OVERVIEW

The ECHTPower PC Controller is a versatile wireless gaming controller designed for PC, Switch, iOS, and Android platforms. It features Hall Effect joysticks and triggers for precise control, a 1000Hz polling rate for instant response, and an intelligent TFT display for on-screen adjustments of settings like vibration intensity, RGB lighting, and button mapping. The controller is equipped with a 1000mAh battery for extended gameplay.



Image: Front view of the ECHTPower PC Controller, showcasing its intelligent screen, joysticks, and face buttons.

PACKAGE CONTENTS

- ECHTPower PC Controller (White)
- USB-C Charging Cable
- 2.4G Wireless Dongle
- User Manual

SETUP

Charging the Controller

Before first use, fully charge the controller using the provided USB-C cable. Connect the USB-C end to the controller and the USB-A end to a power source (e.g., PC USB port, USB wall adapter). The intelligent screen will indicate charging status.

Connecting to Devices

The ECHTPower PC Controller supports three connection modes: Bluetooth, 2.4G Wireless, and USB-C Wired.

1. Bluetooth Connection (iOS/Android/Switch):

- Ensure the mode switch on the back of the controller is set to the appropriate platform (e.g., Switch, iOS, Android).
- Press and hold the pairing button on the controller until the indicator lights flash rapidly.
- On your device, go to Bluetooth settings and select "ECHTPower Controller" to pair.

2. 2.4G Wireless Connection (PC/Switch):

- Plug the 2.4G wireless dongle into an available USB port on your PC or Switch dock.
- Ensure the mode switch on the back of the controller is set to PC or Switch.
- The controller should automatically connect to the dongle. If not, press the pairing button on the controller.



Image: The ECHTPower PC Controller shown alongside its 2.4G wireless USB dongle, illustrating the wireless connection method.

3. USB-C Wired Connection (PC/Switch):

- Connect the controller to your PC or Switch dock using the USB-C cable.
- The controller will be recognized automatically as a wired device.

Note: This controller is not compatible with Xbox or PlayStation consoles.

OPERATING INSTRUCTIONS

Intelligent Screen Functions

The integrated TFT display allows for direct adjustment of various controller settings without external software.



Image: Close-up of the controller's intelligent screen, displaying various menu options for settings like pairing, mode, language, and macro.

- **Mode Switch:** Change between PC, Switch, iOS, and Android modes.
- **Vibration Intensity:** Adjust the haptic feedback level (four settings: 0%, 30%, 60%, 100%).
- **RGB Lighting:** Customize the 10 dynamic RGB lighting modes and brightness.
- **Button Mapping:** Remap buttons directly on the screen.
- **Macro Settings:** Program complex button sequences.
- **Language:** Select display language.

Hall Effect Joysticks and Triggers

The controller features Hall Effect joysticks and dual Hall Effect triggers for enhanced precision and durability, eliminating drift issues.

- **Joysticks:** Provide smooth, accurate 360-degree movement with no dead zones.
- **Triggers:** Offer a one-click switch between long (6mm) and short (2mm) travel distances. The 2mm short travel is ideal for rapid firing in FPS games, while the 6mm long travel provides smoother, more precise control for racing games.



Image: An exploded view of the controller's Hall Effect joystick, highlighting its internal components and precision.

DOPPELTE HALL-TRIGGER



Image: A detailed view of the controller's dual Hall Effect triggers, showing the 2mm and 6mm travel options for different gaming scenarios.

Turbo Function

The controller supports three adjustable turbo levels for rapid button presses. Activate and adjust the turbo speed via the intelligent screen or dedicated buttons.

Mappable Back Buttons

Two mappable back buttons provide additional customization options for competitive gameplay. These can be assigned to various functions or macros.

VIERSTUFIG EINSTELLBARE VIBRATION



Image: Underside view of the ECHTPower PC Controller, highlighting the location of the two mappable back buttons.

MAINTENANCE

- Keep the controller clean by wiping it with a soft, dry cloth.
- Avoid exposing the controller to extreme temperatures, humidity, or direct sunlight.
- Do not disassemble the controller, as this may void the warranty.
- Store the controller in a safe place when not in use to prevent damage.

TROUBLESHOOTING

Problem	Possible Cause	Solution
Controller does not turn on.	Low battery.	Charge the controller fully using the USB-C cable.
Controller not connecting wirelessly.	Incorrect mode selected; pairing issue; dongle not properly inserted.	Ensure the mode switch is set correctly. Re-initiate pairing. Re-insert the 2.4G dongle.
Joystick drift or inaccurate input.	Software calibration needed (unlikely with Hall Effect, but possible); minor interference.	Check for firmware updates. If issues persist, contact customer support.
Vibration not working.	Vibration intensity set to 0%; game does not support vibration.	Adjust vibration intensity via the intelligent screen. Verify game compatibility.

SPECIFICATIONS

- **Model:** EP05WH
- **Connectivity:** Bluetooth, 2.4G Wireless, USB-C Wired
- **Compatibility:** PC, Nintendo Switch, iOS, Android (Not compatible with Xbox, PlayStation)
- **Joysticks:** Hall Effect
- **Triggers:** Dual Hall Effect (2mm/6mm adjustable travel)
- **Polling Rate:** 1000Hz (2.4GHz/Wired)
- **Battery:** 1000mAh (Rechargeable)
- **Buttons:** Conductive Gel Buttons (3 Million Clicks lifespan), Mappable Back Buttons
- **Lighting:** Dynamic RGB (10 modes)
- **Vibration:** 4-level adjustable
- **Dimensions:** 6.3 x 4.61 x 2.64 inches
- **Weight:** 11.7 ounces

OFFICIAL PRODUCT VIDEO

Your browser does not support the video tag.

Video: An official product video showcasing the key features and functionalities of the ECHTPower PC Controller, including its intelligent screen, Hall Effect components, and multi-platform compatibility.

WARRANTY AND SUPPORT

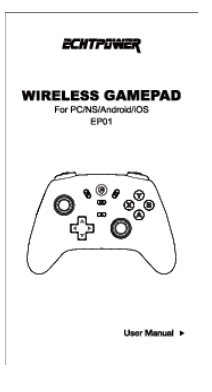
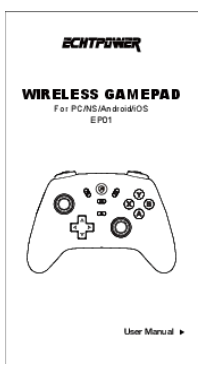

For warranty information and technical support, please refer to the official ECHTPower website or contact their customer service directly. Keep your purchase receipt as proof of purchase.

Manufacturer: ECHTPOWER

Contact: [Visit the ECHTPower Store on Amazon](#)

© 2025 ECHTPower. All rights reserved.

Related Documents - EP05WH

	<p>Echtpower EP01 Wireless Gamepad User Manual</p> <p>Comprehensive user manual for the Echtpower EP01 Wireless Gamepad, detailing setup, compatibility, features, and warnings for PC, Nintendo Switch, Android, and iOS devices.</p>
	<p>ECHTPOWER EP01 Wireless Gamepad User Manual - PC, Switch, Android, iOS</p> <p>Comprehensive user manual for the ECHTPOWER EP01 Wireless Gamepad. Learn how to connect and use your gamepad with PC, Nintendo Switch, Android, and iOS devices, including features like Turbo and custom lighting.</p>
	<p>Echtpower EP05 Wireless Gamepad User Manual</p> <p>User manual for the Echtpower EP05 Wireless Gamepad, detailing setup, connection, and features for PC, Nintendo Switch, Android, and iOS devices.</p>
	<p>ECHTPower Wireless Controller for NS/LITE/OLED - User Manual</p> <p>Official user manual for the ECHTPower Wireless Controller, compatible with Nintendo Switch, Lite, and OLED. Includes setup instructions, features, specifications, and safety information.</p>



User manual for the Echtpower ES01 NS Gamepad, compatible with Nintendo Switch, PC, Android, and iOS. Includes setup, features, and troubleshooting.

This user manual provides instructions for the EchtPower Wireless Controller, compatible with Nintendo Switch, PC, iOS, and Android devices. It covers connection methods, turbo function, LED light customization, programmable back buttons, and vibration intensity adjustment.