

siaviala S8

Siaviala S8 14-inch FHD Portable Monitor Instruction Manual

1. INTRODUCTION AND OVERVIEW

The Siaviala S8 is an ultra-thin, lightweight 14-inch portable monitor designed to expand your laptop's display capabilities. Featuring a 1920x1080P Full HD IPS panel with 100% sRGB color accuracy and 300 nits of brightness, it delivers clear and vibrant visuals. Its compact design, with a thickness of only 4.5mm and a weight of approximately 1.3 lbs (0.65 kg), makes it highly portable for various work and entertainment scenarios. The monitor supports multiple display modes including extended, mirrored, and portrait, significantly enhancing productivity by allowing seamless multitasking across dual screens.



Figure 1: Siaviala S8 Portable Monitor Overview

Video 1: Overview of the Siaviala S8 Portable Monitor's slim design and features.

2. PACKAGE CONTENTS

Upon unboxing your Siaviala S8 Portable Monitor, please ensure all the following items are present:

- Siaviala S8 Laptop Screen Extender (Host)
- Portable Monitor Bag
- USB-C to USB-C Cable (for single-cable connection)
- USB-A to USB-C Cable (for power when using HDMI)
- HDMI to Type-C Cable (for video input)
- User Guide




Figure 2: Siaviala S8 Package Contents

Video 2: Unboxing and demonstration of the Siaviala S8 and its included accessories.

3. PRODUCT FEATURES

- **Ultra-Thin & Ultra-Light Design:** With a thickness of only 4.5mm and weighing approximately 1.3 lbs (0.65 kg), this monitor is designed for maximum portability.
- **High-Quality Display:** Features a 14-inch IPS panel with 1920x1080P FHD resolution, 100% sRGB color gamut, and 300 nits of brightness for stunning visual clarity.
- **Durable Construction:** Crafted from aerospace-grade aluminum alloy for enhanced texture, durability, and a premium feel.
- **Built-in Speakers:** Integrated speakers provide audio for video calls, streaming, and other multimedia content.
- **Anti-Fingerprint & Anti-Scratch:** Matte frosted texture helps resist fingerprints and scratches.



Figure 3: Ultra-Thin and Lightweight Design

Video 3: Demonstration of the Siaviala S8's slim profile and lightweight construction.

4. SETUP INSTRUCTIONS

The Siaviala S8 is designed for quick and easy setup without requiring additional drivers.

1. **Prepare the Monitor:** Open the screen extender so it is facing up.
2. **Attach to Laptop:** Gently stretch the screen extender to fit the sides of your laptop. It is compatible with laptops ranging from 13 to 17.3 inches.
3. **Adjust Viewing Angle:** Open the integrated bracket on the back of the monitor and adjust the angle for optimal viewing. The monitor supports up to 180° rotation.
4. **Connect Cables:** Refer to the 'Connection Options' section for detailed cabling instructions based on your laptop's ports.



Figure 4: Easy Installation Steps

Video 4: Demonstration of connecting the Siaviala S8 to a MacBook and utilizing its display modes.

5. CONNECTION OPTIONS

The Siaviala S8 offers flexible connectivity to suit various devices:

- **Type-C Connection (Single Cable):** If your laptop has a full-featured USB-C port (supporting both

video and power delivery), you only need to connect one USB-C to USB-C cable from your laptop to the monitor. This provides both power and video signal.

- **USB-A + HDMI Connection:** If your laptop does not have a full-featured USB-C port, connect the HDMI end of the HDMI to Type-C cable to your laptop and the Type-C end to the monitor. Additionally, connect a USB-A to USB-C cable from your laptop's USB-A port to the monitor's Type-C port for power supply.


Note: Ensure your laptop's USB-C port supports video output (DisplayPort Alternate Mode) and power delivery for single-cable functionality.

EASY TO CONNECT YOUR DEVICE

Type-C



If your laptop has a fully functional Type-C port, you only need to connect the monitor to the laptop **using a "USB-C to USB-C" cable**.



USB-A+HDMI



If your laptop does not have a full Type-C port, the HDMI end of the **"HDMI to TYPE-C"** cable should be connected to the **"USB C with DP"** on the back of the monitor.

Additionally, the USB-A end of the **"USB-A to USB-C"** cable should be connected to the port marked **"Type-C1" or "Type-C2"** on the portable monitor.




Figure 5: Connection Methods

6. OPERATING MODES

The Siaviala S8 supports various display modes to optimize your workflow:

- **Extended Mode:** Extends your desktop across both screens, allowing you to have multiple applications open simultaneously for enhanced multitasking.
- **Mirrored Mode:** Duplicates your primary laptop screen onto the portable monitor, ideal for

presentations or sharing content with others.

- **Portrait Mode:** Rotate the monitor to a vertical orientation, perfect for viewing long documents, code, or social media feeds.



Figure 6: Display Modes for Enhanced Productivity

Video 5: Demonstration of using the Siaviala S8 in various operating modes to boost workflow.

7. COMPATIBILITY

The Siaviala S8 Portable Monitor is widely compatible with a range of devices and operating systems:

- **Operating Systems:** Windows, Mac, Chrome, Android, Linux.
- **Devices:** Laptops (13" to 17.3"), Nintendo Switch, Type-C phones, PS4, X-box.

SUITABLE FOR ALL OCCASIONS



Figure 7: Suitable for All Occasions

8. MAINTENANCE

To ensure the longevity and optimal performance of your Siaviala S8 Portable Monitor, follow these maintenance guidelines:

- **Cleaning:** Use a soft, lint-free cloth to gently wipe the screen and exterior. For stubborn smudges, slightly dampen the cloth with water or a screen-safe cleaner. Avoid harsh chemicals or abrasive materials.
- **Storage:** When not in use, store the monitor in its provided portable bag to protect it from dust, scratches, and impacts.
- **Handling:** Handle the monitor with care. Avoid dropping it or applying excessive pressure to the screen or frame.
- **Environmental Conditions:** Avoid exposing the monitor to extreme temperatures, direct sunlight for prolonged periods, or high humidity.

9. TROUBLESHOOTING

If you encounter any issues with your Siaviala S8 Portable Monitor, please try the following steps:

- **No Display/Signal:**
 - Ensure all cables are securely connected to both the monitor and your device.
 - Verify that your laptop's USB-C port supports video output (DisplayPort Alternate Mode) if using a single USB-C cable.
 - If using HDMI, ensure the additional USB-A to USB-C cable is connected for power.
 - Try connecting the monitor to a different port on your laptop or a different compatible device to rule out port issues.
- **Power Issues:**
 - Ensure your laptop or power source can provide sufficient power to the monitor.
 - If using a power adapter (not included), ensure it meets the power requirements (5V-20V / 5A Max Type-C Input).
- **Incorrect Display Mode:**
 - Adjust display settings on your operating system (e.g., Windows Display Settings, Mac System Preferences) to select Extended, Mirrored, or Portrait mode as desired.
- **Screen Flickering/Unstable Image:**
 - Check cable connections for looseness.
 - Ensure your device's graphics drivers are up to date.
 - Reduce the display resolution if necessary.

For further assistance, please refer to the 'Warranty and Support' section.

10. SPECIFICATIONS

Feature	Specification
Model	S8
Screen Size	14 inches
Resolution	1920 x 1080P FHD
Panel Type	IPS Wide Viewing Angle
Aspect Ratio	16:9
Average Brightness	300 nits
Refresh Rate	60Hz

Product Dimensions	15.25 x 10.55 x 2.4 inches (packaged)
Monitor Weight	Approx. 1.3 lbs (0.65 kg)
Type-C Input	5V-20V / 5A Max
Type-C Output	5V-20V / 4.25A Max

11. WARRANTY AND SUPPORT

The Siaviala S8 Portable Monitor comes with a one-year warranty from the date of purchase. Our dedicated 24/7/365 after-sales support team is available to assist you with any questions or issues you may encounter.

If you have any questions or require technical support, please contact us directly. We are committed to providing a solution within 24 hours.

Contact Info: siaviala_service01@outlook.com