

[Manuals.plus](#) /

› [LIKIMIO](#) /

› LIKIMIO 9-Drawer Dresser with LED Light User Manual (Model HK-DCG-05)

## LIKIMIO HK-DCG-05

# LIKIMIO 9-Drawer Dresser with LED Light

MODEL: HK-DCG-05

## Introduction

This manual provides detailed instructions for the assembly, operation, and maintenance of your LIKIMIO 9-Drawer Dresser with LED Light, Model HK-DCG-05. Please read all instructions carefully before assembly and use to ensure safe and proper functionality. Keep this manual for future reference.



Image: The LIKIMIO 9-Drawer Dresser, showcasing its design and finish.

## Safety Information

**WARNING:** Serious or fatal crushing injuries can occur from furniture tip-over. To help prevent tip-over:

- Always use tip-over restraint devices provided with the furniture.
- Never allow children to climb or hang on drawers, doors, or shelves.
- Never open more than one drawer at a time.
- Place heaviest items in the lowest drawers.
- Do not place televisions or other heavy objects on top of this product unless it is specifically designed to accommodate them.

Ensure all hardware is securely tightened before use. Periodically check and re-tighten hardware as needed. Do not exceed the recommended weight limits:

- Each drawer: 40 lbs (18 kg)
- Top panel: 200 lbs (90 kg)



Image: Detail of the reinforced base and stable support legs, designed for enhanced stability.

## Package Contents

---

Before beginning assembly, verify that all parts listed in the included assembly instructions are present and undamaged. The package typically includes:

- Dresser panels (top, side, back, bottom)
- Drawer components (fronts, sides, backs, bottoms)
- Hardware kit (screws, dowels, cam locks, drawer slides, handles, anti-tip kit)
- LED light strip and controller
- Assembly instructions manual

## Setup and Assembly

---

Assembly is required for this dresser. Detailed, step-by-step instructions are provided in a separate manual included with your product. Please follow these instructions carefully. It is recommended to assemble the dresser on a soft, clean surface to prevent scratches.

1. Unpack all components and verify against the parts list.
2. Assemble the main frame of the dresser.
3. Install the drawer slides onto the dresser frame.
4. Assemble each drawer.
5. Insert the assembled drawers into the dresser frame.
6. Install the LED light strip according to its specific instructions.
7. Secure the dresser to the wall using the provided anti-tip kit.



Image: Dimensional diagram of the dresser, showing overall height, width, and depth, as well as individual drawer dimensions.

## Operating Instructions: LED Light

The LIKIMIO dresser features hidden multi-colored LED strips for ambient lighting. The LED lights can be controlled via a button on the unit or through a dedicated mobile application.

- **Power On/Off:** Press the power button on the LED controller or use the app.
- **Color Selection:** Cycle through various colors using the button or select from a wider spectrum in the app.
- **Brightness Adjustment:** Adjust the light intensity to your preference.
- **Music Synchronization:** The LED lights can synchronize with music, creating dynamic lighting effects. Activate this feature via the mobile app.
- **Timer Function:** Set a timer for the lights to automatically turn off using the app.

## Equipped with Ambient LED Light



Image: The dresser with its ambient LED lighting illuminated, showcasing the effect.




Image: A close-up view of the hidden LED light strip beneath a drawer.

Your browser does not support the video tag.

Video: Official product video demonstrating the LIKIMIO 9-Drawer Dresser's features, including the LED lighting and storage capacity.

## Product Features


- **9 Large Capacity Drawers:** This dresser offers extensive storage with nine drawers. A divided middle drawer is included for organizing smaller items like socks and underwear. The spacious top

panel can serve as a TV stand or display area.



Image: The dresser with all nine drawers open, illustrating the ample storage space and internal organization.

- **RGB LED Illumination:** Hidden multi-colored LED strips are integrated at the bottom, offering adjustable brightness via a button or a mobile application. The lights can synchronize with music, adding a dynamic ambiance to your room.
- **Sturdy and Safe Design:** Constructed from MDF and P2 solids, this dresser is built for durability. It features metal pulls and textured fluted tops for easy maintenance. Each drawer supports up to 40 lbs, and the reinforced top can hold up to 200 lbs. A duck-claw anti-tip iron and sturdy base enhance safety and stability.



Bottom Reinforced with steel



Stable support Legs

Image: Detailed view of the dresser's construction, including the chic metal handles, fluted panel design, reinforced bottom, and stable support legs.

- **Versatile Use:** Beyond a bedroom dresser, this unit functions as a TV stand in the living room or a storage solution in hallways, entryways, wardrobes, or offices. Its design is suitable for various spaces, including apartments and dormitories.




Image: The dresser displayed in two different settings, a living room and a bedroom, highlighting its versatile application.

- **Spacious & Unique Walnut Veins Top:** The top surface features elegant walnut veins, is waterproof, and easy to clean. It provides a smooth, curved edge for safety and aesthetics.

## Spacious & Unique Walnut Veins Top

Elegant, waterproof and easy to clean



Image: A close-up of the dresser's top panel, emphasizing its spaciousness, walnut vein finish, and smooth curved edge.

## Maintenance

Proper care will extend the life and appearance of your dresser.

- **Cleaning:** Wipe surfaces with a soft, damp cloth. Avoid harsh chemicals or abrasive cleaners, which can damage the finish.
- **Spills:** Immediately wipe up spills to prevent staining or water damage.
- **Dusting:** Regularly dust with a dry, soft cloth.
- **Hardware:** Periodically check all screws and fasteners to ensure they remain tight. Re-tighten as necessary.
- **LED Lights:** The LED strips are designed for long-term use. If issues arise, refer to the troubleshooting section or contact support.

## Troubleshooting

Problem	Possible Cause	Solution
---------	----------------	----------

Problem	Possible Cause	Solution
Drawers do not slide smoothly.	Misaligned slides, loose screws, obstruction.	Check that drawer slides are correctly aligned and securely fastened. Ensure no objects are obstructing the drawer path.
LED light not working.	Power connection issue, faulty controller, app connectivity problem.	Verify the power adapter is securely plugged in. Check the connection between the LED strip and the controller. If using the app, ensure Bluetooth is enabled and the app is correctly paired. Try controlling with the physical button.
Dresser feels unstable.	Loose hardware, uneven floor, anti-tip kit not installed.	Re-tighten all assembly hardware. Ensure the dresser is on a level surface. Install the anti-tip kit as instructed.

## Specifications

Feature	Detail
Brand	LIKIMIO
Model Name	HK-DCG-05
Product Dimensions	15.7"D x 55.1"W x 34.8"H (40cm D x 140cm W x 88.4cm H)
Color	Walnut with Brown accents
Material	Engineered Wood, Metal
Number of Drawers	9
Drawer Type	Under Mounted Slide
Assembly Required	Yes
Item Weight	129.2 Pounds (58.6 kg)
Top Panel Weight Capacity	200 lbs (90 kg)
Drawer Weight Capacity	40 lbs (18 kg)
UPC	791137321686

## Warranty and Support

For warranty information, specific product support, or to report missing/damaged parts, please contact LIKIMIO customer service. Refer to the contact information provided in your original purchase documentation or visit the official LIKIMIO website.

**LIKIMIO Home:** [Visit Store](#)

