

## Nerf WILD-0034

# NERF Strike 'N Score Digital Target Game Instruction Manual

Model: WILD-0034

## 1. INTRODUCTION

---

The NERF Strike 'N Score Digital Target Game brings arcade-style excitement to your foam dart battles. This interactive target system features reactive targets, a score display, and multiple game modes designed for solo or multiplayer fun. Prepare for an engaging experience that tests your accuracy and speed.



Image 1.1: The NERF Strike 'N Score Digital Target Game unit.

## 2. PRODUCT FEATURES

- **Arcade-Style Action:** Engage in fast-paced blaster battles with 4 game modes, 7 reactive targets, a score tracking display, and arcade-inspired sound effects.
- **Booster Target Power-Ups:** Hit the center Booster target to activate game-changing effects such as double scores, extended time, 50 bonus points, or an increased chance for a Perfect 100.

- **Multiplayer & Team Modes:**

- **RED VS BLUE:** Compete head-to-head, hitting your team's color-coded targets. Strike the Booster target to extend the round by 10 seconds.
- **TAG TEAM:** Team up and take 15-second turns to blast targets, aiming for the highest combined score.

- **Solo Skill Challenges:**

- **OVERTIME:** Race against the clock to accumulate points within 30 seconds. Hit the Booster for double points and extra time.
- **PERFECT 100:** Follow voice commands to strike specific targets accurately to achieve a perfect score. Precision is key in this mode.

- **Custom Setup Options:** The target includes a removable stand for tabletop use and a wall-mount option for flexible placement.



©2025 HASBRO. ALL RIGHTS RESERVED.

Image 2.1: The target features arcade-inspired sound effects.





Image 2.2: The center Booster target activates power-ups.



Image 2.3: Multiplayer action with the digital target.

### Product Overview Video

Your browser does not support the video tag.

Video 2.4: An overview of the NERF Strike 'N Score Digital Target Game features and gameplay.

## 3. SETUP INSTRUCTIONS

1. **Battery Installation:** Locate the battery compartment on the back of the target unit. Insert the required batteries (type and quantity typically specified on the product packaging, batteries not included) ensuring correct polarity. Close the compartment securely.
2. **Power On:** Press the power button to turn on the target. The score display should illuminate.
3. **Placement Options:**
  - **Tabletop Setup:** Attach the removable stand to the base of the target unit. Place the target on a flat, stable surface.
  - **Wall-Mount Setup:** Use appropriate mounting hardware (not included) to securely attach the target to a wall. Ensure it is at a suitable height for play and stable enough to withstand impacts.





Image 3.1: The target can be set up on a tabletop or wall-mounted.

## 4. OPERATING INSTRUCTIONS: GAME MODES

The NERF Strike 'N Score Digital Target Game offers four distinct game modes. Use the mode selection button (typically located near the score display) to cycle through the available options.

### 4.1. OVERTIME Mode (Solo Skill Challenge)

In OVERTIME mode, players have 30 seconds to hit as many targets as possible to rack up points. Hitting the center **Booster target** will grant double points and additional time, extending your gameplay.

### 4.2. RED VS BLUE Mode (Multiplayer)

This head-to-head mode requires players to hit their designated color-coded targets. The objective is to score more points than your opponent. Striking the **Booster target** will extend the current round by 10 seconds, adding a strategic element to the competition.

### 4.3. PERFECT 100 Mode (Solo Skill Challenge)

Challenge your accuracy by following voice commands that instruct you to hit specific targets. Successfully hitting the correct targets will help you achieve a perfect score of 100. Precision is key in this mode.

### 4.4. TAG TEAM Mode (Multiplayer)

In TAG TEAM mode, players take turns, each having 15 seconds to hit targets. The goal is to achieve the highest combined score with your teammate. Quick reloads and efficient target acquisition are crucial for success.

## 5. MAINTENANCE

---

- **Cleaning:** Wipe the target surface with a soft, dry cloth. Do not use abrasive cleaners or immerse the unit in water.
- **Battery Replacement:** When the display dims or the unit functions erratically, replace all batteries with new ones of the specified type. Always dispose of old batteries responsibly.
- **Storage:** Store the target in a cool, dry place away from direct sunlight when not in use. Remove batteries if storing for extended periods to prevent leakage.

## 6. TROUBLESHOOTING

---

- **Unit Not Powering On:**
  - Check that batteries are installed correctly with the proper polarity.
  - Replace old batteries with fresh ones.
- **Targets Not Reacting:**
  - Ensure darts are hitting the targets directly and with sufficient force.
  - Verify that the unit is powered on and in a game mode.
- **Sound Issues:**
  - Check the volume settings on the unit.
  - Ensure batteries are not low, as this can affect sound quality.

## 7. SPECIFICATIONS

---

Product Dimensions	12 x 6 x 10 inches
Item Weight	1.15 pounds
Item Model Number	WILD-0034
Manufacturer Recommended Age	5 years and up
Manufacturer	Wilder

## 8. SAFETY INFORMATION

---

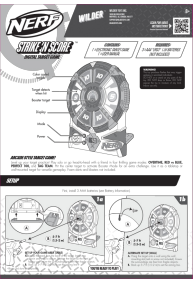





No specific safety warnings are provided beyond general toy safety guidelines. Always use NERF blasters and darts as intended. Do not aim at eyes or face. Use only official NERF darts. Adult supervision is recommended during play.

## 9. WARRANTY AND SUPPORT

---

For detailed warranty information, product registration, or customer support, please refer to the product packaging or visit the official Nerf website. Keep your purchase receipt for any warranty claims.

## Related Documents - WILD-0034

	<p><a href="#">Nerf Strike 'N Score Digital Target Game - Instructions and How to Play</a></p> <p>Official instructions for the Nerf Strike 'N Score Digital Target Game by Wilder Toys Inc. Learn how to set up, play different game modes like Overtime, Red vs Blue, Perfect 100, and Tag Team, and battery information.</p>
	<p><a href="#">NERF™ Arcade Operator's Manual</a></p> <p>This operator's manual provides comprehensive guidance for the NERF™ Arcade game, covering safety, installation, setup, operation, maintenance, and troubleshooting. It details specifications, assembly procedures, diagnostic tests, and pricing adjustments for arcade operators.</p>
	<p><a href="#">Nerf Elimination Game: Official Rules and How-To Guide</a></p> <p>Discover the rules and gameplay for the Nerf Elimination Game by Hasbro. This guide covers setup, target assignment, elimination tactics, and safe blaster usage for ages 8 and up.</p>
	<p><a href="#">NERF N-Strike Elite AccuStrike FalconFire Blaster: Instructions and Features</a></p> <p>Official instructions and overview for the NERF N-Strike Elite AccuStrike Series FalconFire dart blaster, including how to load, fire, and store the toy. Features product details and safety information.</p>
	<p><a href="#">Nerf Ultra One Blaster: Assembly, Loading, and Firing Instructions</a></p> <p>A comprehensive guide to assembling, loading, and operating the Nerf Ultra One Motorized Blaster, including important safety information and troubleshooting tips.</p>
	<p><a href="#">NERF Digital Target User Guide: Setup, Games, and Instructions</a></p> <p>Comprehensive user guide for the NERF Digital Target (model 11588). Learn how to set up, play, and master the different game modes like Point Counter, Speed Breaker, and Accuracy Blast. Includes battery information, safety warnings, and features.</p>